



## Classic

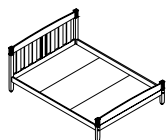
**Classic Comfort.** A superb combination of solid hardwood, hardwood veneer plywood and detailing. "Dry-fit" construction method uses concealed metal-to-metal fasteners, allowing component replaceability in the field.



### specifications

- Core case good pieces use 1½" x 1½" solid hardwood posts, with solid hardwood, top and bottom rails and solid wood accents. A ¾" hardwood veneer plywood panel is inset between posts, doweled and glued, resulting in a framed panel appearance.
- ¾" hardwood veneer plywood back panels.
- Dry-fit construction using metal-to-metal connectors for component replaceability.
- 1" laminate work surface tops with 3 mil PVC edge banding.
- 4-sided glue and dowel drawer box construction using ½" hardwood veneer plywood.
- ¼" drawer bottoms with waterproof vinyl face, mortised on all four sides of drawer box, and glued.
- Drawer fronts are removable and solid hardwood with integrated pulls.
- Nylon drawer slides, ¾" extension.
- Finish is a multi-step process of sanding and a clear, aqueous, high solid urethane satin lacquer.

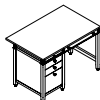
### line drawings



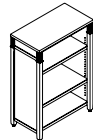
Queen Bed



Chest



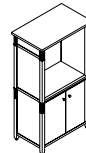
Pedestal Desk



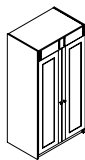
Bookcase



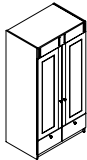
Nightstand



Entertainment Center



Wardrobe



Wardrobe with  
2 Drawers

### wood finish



Natural Oak



Light Oak



Medium Oak



Cherry Oak



Wild Cherry Oak



Cinnamon Noche Oak



Natural Maple



Cherry Maple



Wild Cherry Maple



Cinnamon Noche  
Maple



Fruitwood Maple

### Color Disclaimer

Please order actual material samples for specifying purposes.  
Color accuracy is not guaranteed with these images.

Cover: Classic shown with Series 95 chair. Natural Maple finish.