



Dana

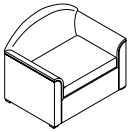
It looks good, but it's what you don't see that makes the difference. One-piece front and back panels provide strength and durability.



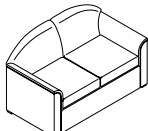
specifications

- Chair: 38"W x 31"H x 32"D. Seat height: 18".
- Settee: 61"W x 31"H x 32"D. Seat height: 18".
- Sofa: 81"W x 31"H x 32"D. Seat height: 18".
- Structural frame material is 1" upholstery grade plywood.
- Front and back panels are machined from one piece of plywood. No joints.
- Construction method is tab and slot, glue and dowel, with screwed hardwood reinforcement.
- Feet are solid oak or maple.
- Seat and back are spring supported.
- Seat cushions are reversible and zippered for ease of cleaning.
- CAL 117 foam, multiple thicknesses, used throughout.
- Entire unit is upholstered.

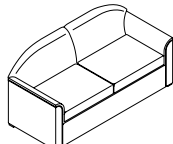
line drawings



Chair



Settee



Sofa

wood finish



Natural Oak



Light Oak



Medium Oak



Cherry Oak



Wild Cherry Oak



Cinnamon Noche Oak



Natural Maple



Cherry Maple



Wild Cherry Maple



Cinnamon Noche Maple



Fruitwood Maple

Color Disclaimer

Please order actual material samples for specifying purposes.
Color accuracy is not guaranteed with these images.