



Dana SS

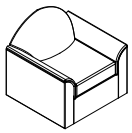
This Smaller Size Dana has a reduced scale for those tighter applications, but the construction remains the same as full size Dana.



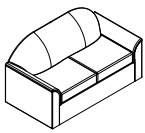
specifications

- Chair: 33"W x 31"H x 32"D. Seat height: 18".
- Settee: 56"W x 31"H x 32"D. Seat height: 18".
- Sofa: 76"W x 31"H x 32"D. Seat height: 18".
- Structural frame material is 1" upholstery grade plywood.
- Front and back panels are machined from one piece of plywood. No joints.
- Construction method is tab and slot, glue and dowel, with screwed hardwood reinforcement.
- Feet are solid oak or maple.
- Seat and back are spring supported.
- Seat cushions are reversible and zippered for ease of cleaning.
- CAL 117 foam, multiple thicknesses, used throughout.
- Entire unit is upholstered.

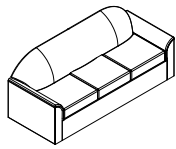
line drawings



Chair



Settee



Sofa

wood finish



Natural Oak



Light Oak



Medium Oak



Cherry Oak



Wild Cherry Oak



Cinnamon Noche Oak



Natural Maple



Cherry Maple



Wild Cherry Maple



Cinnamon Noche
Maple



Fruitwood Maple

Color Disclaimer

Please order actual material samples for specifying purposes.
Color accuracy is not guaranteed with these images.