



WO-530
Bright White




WO-531
Doe



WO-533
Bone




WO-539
Light Grey




WO-532
Hopfen




WO-535
Tan




WO-542
Charcoal




WO-537
Dark Brown




WO-536
Saddle




WO-544
Hunter Green




WO-538
Chestnut




WO-540
Burgundy




WO-543
Blueberry



WO-541
Espresso



WO-545
Black



WO-534
Parchment

Woodford

Specifications

- Contents: 100% Polyurethane face with a brushed woven blended polyester backing
- Nominal Total Thickness: 44 ± 2 mils
- Roll Width: 54 inches
- Roll Size: 30 yards
- Weight: 18.75 ± 1.25 ounces per linear yard/54 inches
- Cold Crack: -15° F
- Abrasion Resistance: No significant wear after 200,000 double rubs with #8 cotton duck using the Wyzenbeek test method
- 120 Hrs. WeatherOmeter[®]

Flame Resistance

Manufactured to meet the following flammability* requirements:

- California Flammability Regulation (Bulletin 117, Section E)
- FMVSS 302
- BIFMA Class A
- UFAC Class 1

* This term and all corresponding data refer to typical performance in the specific test indicated and should not be construed to imply the behavior of this or any other material under actual fire conditions.

Care and Cleaning Instructions

To prevent build up of dirt and contaminants, which may cause permanent staining, periodic cleaning is highly suggested. The frequency of cleaning is dependent upon the environmental conditions the material is subject to.

Bleach Cleanable:

When disinfecting with bleach, dilute with water up to 9:1 ratio (10%). Liberally apply diluted disinfectant using a sponge and rinse with cold water. Federal regulations require that guidelines on the bleach label need to be followed for antiseptic or antimicrobial purposes.

For Normal Use:

Most stains can be easily cleaned using warm soapy water or commercially available non-abrasive detergent solutions like Formula 409[®] and clear water rinses. Always test cleaner in inconspicuous area first. Moderate scrubbing with a medium bristle brush will help dislodge soiling materials from the depressions of embossed surfaces. Repeat as needed.

Recommended Applications

- Corporate
- Educational
- Healthcare
- Hospitality
- Marine Interior
- Residential Seating
- RV Seating and Trim

Note: This information is offered for your general guidance only. It is accurate to the best of our knowledge at the time of printing, but it is not intended to relieve the user from its responsibility to investigate and understand other pertinent sources of information and to comply with the laws and procedures applicable to the safe handling and use of this material.