



# table of contents

## Room Solutions

|           |           |            |   |
|-----------|-----------|------------|---|
| <b>4</b>  | Alcove    | <b>95</b>  | MFS   MFS Renew   |
| <b>15</b> | Arcadia   | <b>108</b> | RH Series   |
| <b>23</b> | Cosmo     | <b>124</b> | Solo  |
| <b>33</b> | Jamestown | <b>143</b> | Bed Story: Breton, Essix, Griffin, Maxwell, Tool Free and Talon |
| <b>42</b> | Shaker    | <b>157</b> | Captains Bed  |
| <b>52</b> | Westwood  | <b>161</b> | Mattresses  |
| <b>63</b> | Essix     |            |   |
| <b>80</b> | Maxwell   |            |   |

## Lounge Seating

|            |          |            |         |
|------------|----------|------------|---------|
| <b>167</b> | Baxter   | <b>181</b> | Logan   |
| <b>168</b> | Bluto    | <b>182</b> | Lucy    |
| <b>173</b> | Broadway | <b>190</b> | Lucy Lu |
| <b>175</b> | Emily    | <b>191</b> | Quincy  |
| <b>176</b> | Garbo    | <b>192</b> | Roxy    |
| <b>177</b> | Henley   | <b>193</b> | Sawyer  |
| <b>178</b> | Hudson   |            |         |
| <b>179</b> | Hugo     |            |         |

## Chairs

|            |               |            |           |
|------------|---------------|------------|-----------|
| <b>200</b> | Student Chair | <b>202</b> | Iris      |
| <b>201</b> | Tango         | <b>203</b> | Series 95 |

## Tables

|            |               |            |        |
|------------|---------------|------------|--------|
| <b>209</b> | 4-Posted      | <b>215</b> | Hugo   |
| <b>210</b> | Sherwood      | <b>216</b> | Lucy   |
| <b>212</b> | Arts & Crafts | <b>217</b> | Ross   |
| <b>213</b> | Bluto         | <b>218</b> | Shaker |
| <b>214</b> | Cascade       |            |        |

## Surface Materials

|            |   |
|------------|---|
| <b>219</b> | Surface Materials: Wood finishes, Laminate finishes, Seating Upholstery and Custom Finish information |
|------------|---|

# room solutions

Create great living spaces with flexible furniture and systems that provide all the comfort and convenience of home.

Each of our furniture lines are comprised of separate components designed to work together and create the right space for each individual room—giving you more choices than ever before.



Alcove




Arcadia



Breton Bed



Captain's Bed



Cosmo



Essix



Griffin Bed



Jamestown



Maxwell



MFS




MFS Renew



RH Series



Shaker



Solo



Talon Shelves



Tool Free Bed



Westwood

Contemporary design and clever features support modern style living.



## Features

### Bed, Bed Wing Panels, Shelf

#### Construction

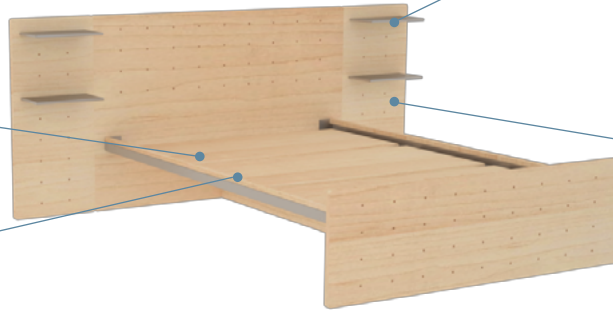
Headboard, footboard and wing panels are 1" hardwood veneer plywood. A fixed pattern of holes provide mounting points for moveable shelves.

#### Bed deck.

3-piece wood deck is fixed height.

#### Decorative side rail.

One-piece steel side rails secure to headboard and footboard with metal-to-metal fasteners. Steel side rails is silver powder coat with matching wood trim.



#### Movable metal shelves.

Can be positioned anywhere along the headboard, footboard and wing panels without any tools. 20" wide shelves can mount on headboard and footboard, only.

#### Wing panels.

Hinged wing panels attach to headboard to provide more mounting points for movable shelves.

#### Sizes

Available in twin and full.

### Desk and Organizer

#### Desk Construction

1" laminate work surface with matching PVC edge band. Steel T-legs in silver powder coat.

#### Organizer Construction

Glue and dowel assembly

$\frac{3}{4}$ " hardwood veneer plywood with matching PVC edge band.



#### Optional tack board.

Provides a place to display personal items.

#### Fixed shelf.

Aligns with height of desk to extend the work surface.

#### Fixed shelf.

Aligns with height of desk to extend the work surface. The top and bottom shelves are also fixed. All other shelves are adjustable.



#### Optional tack board.

Provides a place to display personal items.



## Features

### Mobile Pedestal

#### Construction

Glue and dowel assembly

$\frac{3}{4}$ " hardwood veneer plywood with matching PVC edge band. Laminate top with matching PVC edge band.

Drawers have  $\frac{3}{4}$ " veneer plywood removable fronts,  $\frac{1}{2}$ " veneer plywood sides and  $\frac{1}{4}$ " bottom with waterproof vinyl face; dove-tail or glue and dowel joinery; and open  $\frac{3}{4}$  of their depth.



#### Box/ File drawers.

Have integral pulls and  $\frac{3}{4}$ " extension epoxy coated drawer slides.

#### Casters.

Allow for mobility. Mobile pedestal fits under desk or can be moved wherever storage is needed.

### Under Bed Open Box

#### Construction

Glue and dowel assembly

$\frac{3}{4}$ " hardwood veneer plywood with matching PVC edge band.



#### Under bed storage

Open storage with closed back keeps items organized. Four tuck under bed.

### Stacking Drawers

#### Construction

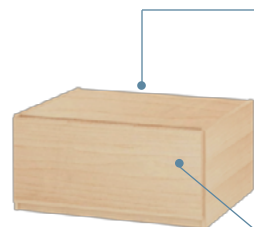
Glue and dowel assembly

$\frac{3}{4}$ " hardwood veneer plywood with matching PVC edge band.

The drawer has  $\frac{3}{4}$ " veneer plywood removable front,  $\frac{1}{2}$ " veneer plywood sides and  $\frac{1}{4}$ " bottom with waterproof vinyl face; dove-tail or glue and dowel joinery and open to  $\frac{3}{4}$  of its depth.

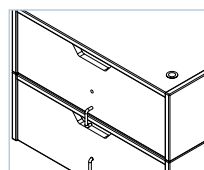
#### Stack or nest

Can be used side-by-side beneath bed or stacked 5-high.



#### Integrated connector clip.

Located on the back side to link units when stacked.



#### Drawer.

Has integral pull and  $\frac{3}{4}$ " extension epoxy coated drawer slides.

## Features

### Chest and Mirror

#### Construction

Glue and dowel assembly

$\frac{3}{4}$ " hardwood veneer plywood with matching PVC edge band. Laminate top with matching PVC edge band.

Drawers have  $\frac{3}{4}$ " veneer plywood removable fronts,  $\frac{1}{2}$ " veneer plywood sides and  $\frac{1}{4}$ " bottom with waterproof vinyl face; dove-tail or glue and dowel joinery and open to  $\frac{3}{4}$  of their depth.



#### Mirror.

Constructed of hardwood veneer plywood with matching PVC edge band. Rests on top of 3-drawer chest.

#### Drawers.

Has integral pull and  $\frac{3}{4}$ " extension epoxy coated drawer slides.

#### Configurations

Available with 3- or 6-drawers.

### Wardrobe

#### Construction

Glue and dowel assembly

$\frac{3}{4}$ " hardwood veneer plywood with matching PVC edge band.

Drawers have  $\frac{3}{4}$ " veneer plywood removable fronts,  $\frac{1}{2}$ " veneer plywood sides and  $\frac{1}{4}$ " bottom with waterproof vinyl face; dove-tail or glue and dowel joinery and open to  $\frac{3}{4}$  of their depth.

#### Configurations

Available with 2-doors or 2-doors with 2-drawers.



#### Grommets.

Three located in back for cable management.

#### Interior.

Coat rod and coat hook. Two door unit has fixed shelf above coat rod.

#### Doors.

Feature silver contemporary loop pulls.

#### Drawers.

Has integral pulls and  $\frac{3}{4}$ " extension epoxy coated drawer slides.

#### Leveler glides.

Four adjustable glides accommodate uneven floors.

Features

---

TV Stand

**Construction**  
Glue and dowel assembly  
  
¾" hardwood veneer  
plywood with matching  
PVC edge band.



**Cable management.**  
Grommet in top and  
cutout in back allow  
cables to be neatly  
managed.

---

Nightstand

**Construction**  
Glue and dowel assembly  
  
¾" hardwood veneer  
plywood with matching  
PVC edge band.



**Grommet.**  
One located in back for  
cable management.

## Statement of Line

---



Bed with Wings and Shelves



Desk



Organizer



Wardrobe



Chest and Mirror



Nightstand



Stacking Drawer



TV Stand

Products not shown: Mobile Pedestal, Under Bed Open Box

## Configurations

---



## How to Specify

---

Example.    1. Model Number/Size    2. Species and Finish

**ALHUTB30**

**YM60**

Step 1.    Identify the Part Number from the succeeding product price pages.

Step 2.    Select the Species and the Finish:

**Y** Veneer on Plywood

K02 Light Oak

K40 Medium Oak

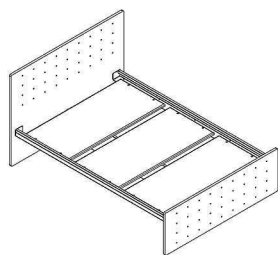
M01 Natural Maple

M50 Chestnut Maple

M30 Cinnamon Noche Maple

M60 Cocoa Maple






GSA Approved | 71-204  
Tip: mattress sizes- Twin 36x80, Full 54x80

Standard includes:

- Headboard and footboard: veneer plywood
- Decorative side rails: silver metal with wood trim piece
- Deck: 3 piece wood
- Shipped ready to assemble

| Part Number  | Description                                | D" x W" x H" | Price   |
|--------------|--|--------------|---------|
| ALBE3E4283-Y | ALCOVE, Twin Bed, Sized For 36x80 Mattress | 42 x 83 x 42 | \$1,026 |
| ALBE3R6083-Y | ALCOVE, Full Bed, Sized For 54x80 Mattress | 60 x 83 x 42 | \$1,550 |

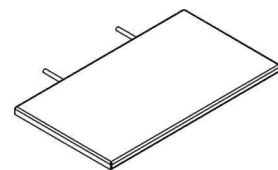


GSA Approved | 71-204

Standard includes:

- Bed wings: veneer plywood
- Attachment hardware
- Shipped ready to assemble

| Part Number  | Description                    | D" x W" x H" | Price |
|--------------|--------------------------------|--------------|-------|
| ALSB1X0118-Y | ALCOVE, Bed Wings (set of two) | 1 x 18 x 42  | \$454 |
| ALSB2X0118-Y | ALCOVE, Bed Wing               | 1 x 18 x 42  | \$226 |

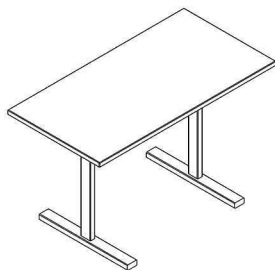


GSA Approved | 71-204

Standard includes:

- Metal shelf: silver powder coat
- Attachment hardware
- 14" shelf can be used with bed or wings
- 20" shelf can be used with bed, only

| Part Number  | Description   | D" x W" x H" | Price |
|--------------|---------------|--------------|-------|
| ALSHTX0814-S | ALCOVE, Shelf | 8 x 14 x 1   | \$88  |
| ALSHTX0820-S | ALCOVE, Shelf | 8 x 20 x 1   | \$102 |



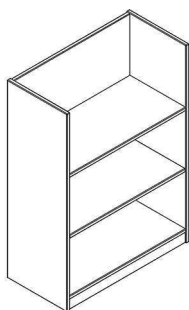
**Standard includes:**

- Worksurface: laminate with matching PVC edge band
- T-legs: steel, silver powder coat
- Shipped ready to assemble

| Part Number | Description                 | D" x W" x H" | Price |
|-------------|-----------------------------|--------------|-------|
| ALDEOL46-Y  | ALCOVE, Desk, T-leg, Silver | 24 x 46 x 29 | \$566 |

GSA Approved | 71-204

*Tip: desk height aligns with the fixed shelf of organizer to extend work surface.*



**Standard includes:**

- Veneer plywood with matching PVC edge band
- Shipped assembled

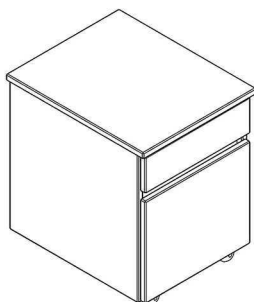
**Options available:**

- Tack board at fixed shelf

| Part Number | Description                              | D" x W" x H" | Price | Tack  |
|-------------|--|--------------|-------|-------|
| ALHT30-Y    | ALCOVE, Storage Hutch W/ Organizer, Tall | 14 x 30 x 72 | \$702 | +\$50 |
| ALHU30-Y    | ALCOVE, Storage Hutch W/ Organizer       | 14 x 30 x 42 | \$528 | +\$50 |

GSA Approved | 71-204

*Tip: fixed shelf aligns with height of nesting desk to extend work surface.*

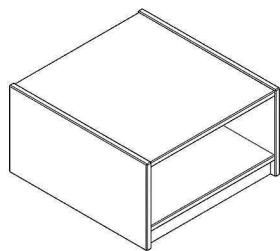


**Standard includes:**

- Case: veneer plywood with matching PVC edge band
- Top: laminate with matching PVC edge band
- Box/ File
- Casters- 2 locking, 2 non-locking: black plastic
- 3/4 extension epoxy coated drawer slides
- Integral pulls
- Shipped assembled

| Part Number | Description                 | D" x W" x H" | Price |
|-------------|-----------------------------|--------------|-------|
| ALPEM320-Y  | ALCOVE, Mobile Pedestal, BF | 20 x 16 x 23 | \$519 |

GSA Approved | 71-204

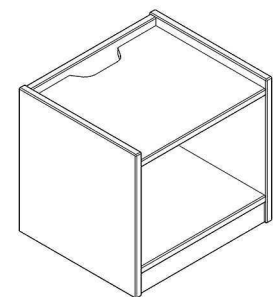


GSA Approved | 71-204

**Standard includes:**

- Veneer plywood with matching PVC edge band
- Closed back
- Shipped assembled

| Part Number | Description                | D" x W" x H" | Price |
|-------------|----------------------------|--------------|-------|
| ALUB1X21-Y  | ALCOVE, Under Bed Open Box | 22 x 21 x 12 | \$283 |

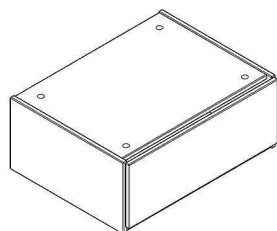


GSA Approved | 71-204

**Standard includes:**

- Veneer plywood with matching PVC edge band
- Cable management cutouts
- Fixed open shelf
- Shipped assembled

| Part Number | Description        | D" x W" x H" | Price |
|-------------|--------------------|--------------|-------|
| ALNSND17-Y  | ALCOVE, Nightstand | 12 x 17 x 18 | \$295 |

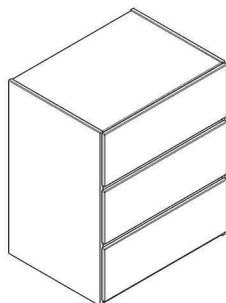


GSA Approved | 71-204

**Standard includes:**

- Veneer plywood with matching PVC edge band
- 3/4 extension epoxy coated drawer slides
- Integral pull
- Integrated safety connector clip at rear
- Nest or stack 5-high
- Shipped assembled

| Part Number | Description                   | D" x W" x H" | Price |
|-------------|-------------------------------|--------------|-------|
| ALSD1D30-Y  | ALCOVE, Single Drawer Stacker | 22 x 30 x 12 | \$397 |

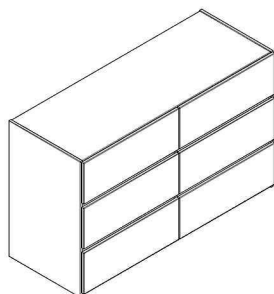


GSA Approved | 71-204

**Standard includes:**

- Veneer plywood with matching PVC edge band
- Three equal sized drawers with 3/4 extension epoxy coated drawer slides
- Integral pulls
- Shipped assembled

| Part Number | Description             | D" x W" x H" | Price   |
|-------------|-------------------------|--------------|---------|
| ALDR3X30-Y  | ALCOVE, Chest, 3-Drawer | 22 x 30 x 36 | \$1,073 |

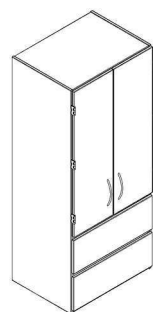


GSA Approved | 71-204

**Standard includes:**

- Veneer plywood with matching PVC edge band
- Six equal sized drawers with 3/4 extension epoxy coated drawer slides
- Integral pulls
- Shipped assembled

| Part Number | Description             | D" x W" x H" | Price   |
|-------------|-------------------------|--------------|---------|
| ALDR6X60-Y  | ALCOVE, Chest, 6-Drawer | 22 x 60 x 36 | \$1,833 |

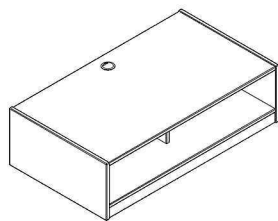


GSA Approved | 71-204

**Standard includes:**

- Veneer plywood with matching PVC edge band
- Coat rod: chrome
- Coat hook on inside of door
- Fixed shelf above rod on full door unit, only
- Drawers, if specified: 3/4 extension epoxy coated slides, integral pulls
- Contemporary loop pulls on doors: silver
- Cable management grommet in back panel
- Shipped assembled

| Part Number | Description                        | D" x W" x H" | Price   |
|-------------|------------------------------------|--------------|---------|
| ALWABP30-Y  | ALCOVE, Wardrobe, 2 Door           | 22 x 30 x 72 | \$1,266 |
| ALWACG30-Y  | ALCOVE, Wardrobe, 2 Door, 2-Drawer | 22 x 30 x 72 | \$1,428 |



GSA Approved | 71-204

- Standard includes:**
- Veneer plywood with matching PVC edge band
  - Center support for heavy equipment
  - Cable management cutout in top and back
  - Shipped assembled

| Part Number | Description         | D" x W" x H" | Price |
|-------------|---------------------|--------------|-------|
| ALTV1V42-Y  | ALCOVE, Media Stand | 22 x 42 x 12 | \$552 |



Classic and sophisticated, Arcadia is rich in detail and old-world craftsmanship, creating a timeless quality.



## Features

---

### Bed

#### Construction

Headboard and footboard panels are slip matched veneer over an engineered wood core; solid hardwood legs and detailed molding accents. Frames are constructed of solids using cope and stick joinery.



#### Sizes

Available in Eastern King, California King and Queen. Headboards are available for wall mount application.

### Nightstand

#### Construction

Glue and dowel assembly combined with mortise and tenon joinery.

$\frac{3}{4}$ " sides and  $\frac{1}{4}$ " back panel are veneer with an engineered wood core. Solid hardwood accents. Top is slip matched veneer.

Drawer boxes have  $\frac{3}{4}$ " hardwood veneer fronts;  $\frac{1}{2}$ " plywood box;  $\frac{1}{4}$ " bottom with veneer face; English dove-tail joinery.



#### Drawers.

Standard with  $\frac{3}{4}$  extension steel ball bearing slides. Full extension, soft close drawer slides are an available option.

#### Pulls.

Decorative Zinc rectangular beveled pulls have an oil rubbed bronze finish.

## Features

### Desk

#### Construction

Slip matched veneer work surface. Solid hardwood legs and accents.



#### Pencil drawer.

Keeps supplies within reach. Decorative Zinc rectangular beveled pull has an oil rubbed bronze finish

### Dresser

#### Construction

Glue and dowel assembly combined with mortise and tenon joinery.

$\frac{3}{4}$ " sides and  $\frac{1}{4}$ " back panel are veneer with an engineered wood core. Solid hardwood accents. Top is slip matched veneer.

Drawer boxes have  $\frac{3}{4}$ " hardwood veneer fronts;  $\frac{1}{2}$ " plywood box;  $\frac{1}{4}$ " bottom with veneer face; English dove-tail joinery.

#### Pulls.

Decorative Zinc rectangular beveled pulls have an oil rubbed bronze finish.

#### Configurations

Available in widths of 48" and 68".



#### Pull-out drawers.

Store smaller items.

#### Glass front opening or framed opening.

Provides a place for technology components. Back panel is removed from the compartment to provide wiring management access and to provide ventilation.

#### Drawers.

Eight large drawers are standard with  $\frac{3}{4}$  extension steel ball bearing slides. Full-extension, soft close drawer slides are an available option.

## Features

---

### Chest

#### Construction

Glue and dowel assembly combined with mortise and tenon joinery.

$\frac{3}{4}$ " sides and  $\frac{1}{4}$ " back panel are veneer with an engineered wood core. Solid hardwood accents. Top is slip matched veneer.

Drawer boxes have  $\frac{3}{4}$ " hardwood veneer fronts;  $\frac{1}{2}$ " plywood box;  $\frac{1}{4}$ " bottom with veneer face; English dove-tail joinery.



#### Pull-out drawers.

Store smaller items.

#### Drawers.

Standard with  $\frac{3}{4}$  extension steel ball bearing slides. Full-extension, soft close drawer slides are an available option.

#### Pulls.

Decorative Zinc rectangular beveled pulls have an oil rubbed bronze finish.

### Armoire

#### Construction

Glue and dowel assembly combined with mortise and tenon joinery.

$\frac{3}{4}$ " sides and  $\frac{1}{4}$ " back panel are veneer with an engineered wood core. Solid hardwood accents. Top is slip matched veneer.

Drawer boxes have  $\frac{3}{4}$ " hardwood veneer fronts;  $\frac{1}{2}$ " plywood box;  $\frac{1}{4}$ " bottom with veneer face; English dove-tail joinery.



#### Interior.

Clothing rod.

#### Pulls.

Decorative Zinc rectangular beveled pulls have an oil rubbed bronze finish.

#### Drawers.

Standard with  $\frac{3}{4}$  extension steel ball bearing slides. Full-extension, soft close drawer slides are an available option.

#### Configurations

Available in heights of 72" or 80".

Features

Bench

Construction

Upholstered cushion with solid hardwood frame



Statement of Line



Bed



Desk



Dresser



Chest



Armoire



Nightstand



Bench



Mirror

Product not shown: Bar Cabinet

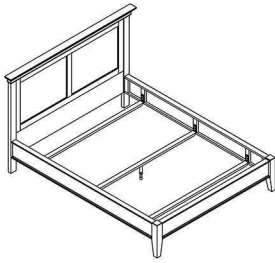
How to Specify

|          |                      |            |           |
|----------|----------------------|------------|-----------|
| Example. | 1. Model Number/Size | 2. Species | 3. Finish |
|          | <b>ARB</b> N1X1842   | <b>R</b>   | <b>95</b> |

Step 1. Identify the Part Number from the succeeding product price pages.

Step 2. Select the Species:  
**R** Cherry

Step 3. Choose the Finish:  
**95** Bordeaux Cherry

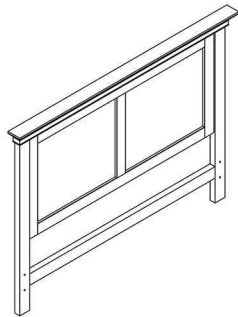


Open Market

**Standard includes:**

- Bed: slip matched veneer over an engineered wood core, solid hardwood legs and detailed moulding accents
- Frame: solids using cope and stick joinery
- Species: **M** Maple, **N** Walnut, **R** Cherry, **G** Mahogany
- Shipped ready to assemble

| Part Number  | Description                   | D" x W" x H" | Price   |
|--------------|-------------------------------|--------------|---------|
| ARBEW17286-G | ARCADIA, Bed, Queen           | 72 x 86 x 49 | \$4,213 |
| ARBEW17286-M | ARCADIA, Bed, Queen           | 72 x 86 x 49 | \$3,446 |
| ARBEW17286-N | ARCADIA, Bed, Queen           | 72 x 86 x 49 | \$4,213 |
| ARBEW17286-R | ARCADIA, Bed, Queen           | 72 x 86 x 49 | \$3,968 |
| ARBEW18490-G | ARCADIA, Bed, California King | 90 x 84 x 49 | \$4,512 |
| ARBEW18490-M | ARCADIA, Bed, California King | 90 x 84 x 49 | \$3,718 |
| ARBEW18490-N | ARCADIA, Bed, California King | 90 x 84 x 49 | \$4,512 |
| ARBEW18490-R | ARCADIA, Bed, California King | 90 x 84 x 49 | \$4,257 |
| ARBEW18886-G | ARCADIA, Bed, King            | 88 x 88 x 49 | \$4,512 |
| ARBEW18886-M | ARCADIA, Bed, King            | 88 x 88 x 49 | \$3,718 |
| ARBEW18886-N | ARCADIA, Bed, King            | 88 x 88 x 49 | \$4,512 |
| ARBEW18886-R | ARCADIA, Bed, King            | 88 x 88 x 49 | \$4,257 |



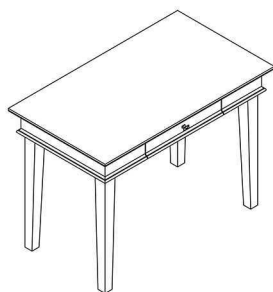
Open Market

**Standard includes:**

- Headboard: slip matched veneer over an engineered wood core, solid hardwood legs and detailed moulding accents
- Species: **M** Maple, **N** Walnut, **R** Cherry, **G** Mahogany
- Mounts on wall

| Part Number  | Description                        | D" x W" x H" | Price   |
|--------------|------------------------------------|--------------|---------|
| ARHBFX0466-G | ARCADIA, Queen Headboard           | 4 x 66 x 49  | \$1,239 |
| ARHBFX0466-M | ARCADIA, Queen Headboard           | 4 x 66 x 49  | \$930   |
| ARHBFX0466-N | ARCADIA, Queen Headboard           | 4 x 66 x 49  | \$1,239 |
| ARHBFX0466-R | ARCADIA, Queen Headboard           | 4 x 66 x 49  | \$1,093 |
| ARHBFX0484-G | ARCADIA, California King Headboard | 4 x 84 x 49  | \$2,835 |
| ARHBFX0484-M | ARCADIA, California King Headboard | 4 x 84 x 49  | \$2,373 |
| ARHBFX0484-N | ARCADIA, California King Headboard | 4 x 84 x 49  | \$2,835 |
| ARHBFX0484-R | ARCADIA, California King Headboard | 4 x 84 x 49  | \$2,691 |
| ARHBFX0488-G | ARCADIA, King Headboard            | 4 x 88 x 49  | \$2,835 |
| ARHBFX0488-M | ARCADIA, King Headboard            | 4 x 88 x 49  | \$2,373 |
| ARHBFX0488-N | ARCADIA, King Headboard            | 4 x 88 x 49  | \$2,835 |
| ARHBFX0488-R | ARCADIA, King Headboard            | 4 x 88 x 49  | \$2,691 |





Open Market

**Standard includes:**

- Solid hardwood legs
- Worksurface: slip matched veneer with glass overlay
- Species: **M** Maple, **N** Walnut, **R** Cherry, **G** Mahogany
- Decorative pull with bronze finish
- Shipped assembled

| Part Number  | Description                  | D" x W" x H" | Price   |
|--------------|------------------------------|--------------|---------|
| ARDEAC2442-G | ARCADIA, Desk, Pencil Drawer | 24 x 42 x 30 | \$2,479 |
| ARDEAC2442-M | ARCADIA, Desk, Pencil Drawer | 24 x 42 x 30 | \$2,095 |
| ARDEAC2442-N | ARCADIA, Desk, Pencil Drawer | 24 x 42 x 30 | \$2,479 |
| ARDEAC2442-R | ARCADIA, Desk, Pencil Drawer | 24 x 42 x 30 | \$2,361 |
| ARDEAC2448-G | ARCADIA, Desk, Pencil Drawer | 24 x 48 x 30 | \$2,508 |
| ARDEAC2448-M | ARCADIA, Desk, Pencil Drawer | 24 x 48 x 30 | \$2,176 |
| ARDEAC2448-N | ARCADIA, Desk, Pencil Drawer | 24 x 48 x 30 | \$2,508 |
| ARDEAC2448-R | ARCADIA, Desk, Pencil Drawer | 24 x 48 x 30 | \$2,410 |



Open Market

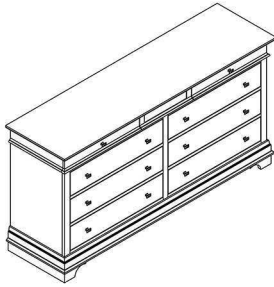
**Standard includes:**

- Case: veneer over engineer wood core with solid hardwood accents
- Top: slip matched veneer with glass overlay
- Species: **M** Maple, **N** Walnut, **R** Cherry, **G** Mahogany
- 3/4 extension steel ball bearing drawer slides
- Decorative pulls with bronze finish
- Shipped assembled

**Options available:**

- Full extension, soft close drawer slides: **+\$80 List**

| Part Number  | Description                   | D" x W" x H" | Price   |
|--------------|-------------------------------|--------------|---------|
| ARNS2D1724-G | ARCADIA, Nightstand, 2-Drawer | 17 x 24 x 28 | \$2,277 |
| ARNS2D1724-M | ARCADIA, Nightstand, 2-Drawer | 17 x 24 x 28 | \$1,947 |
| ARNS2D1724-N | ARCADIA, Nightstand, 2-Drawer | 17 x 24 x 28 | \$2,277 |
| ARNS2D1724-R | ARCADIA, Nightstand, 2-Drawer | 17 x 24 x 28 | \$2,181 |



Open Market

**Standard includes:**

- Case: veneer over engineer wood core with solid hardwood accents
- Top: slip matched veneer with glass overlay
- Species: **M** Maple, **N** Walnut, **R** Cherry, **G** Mahogany
- 3/4 extension steel ball bearing drawer slides
- Technology compartment: with or without glass front available
- Decorative pulls with bronze finish
- Shipped assembled

**Options available:**

- Full extension, soft close drawer slides: **+\$240 List**

| Part Number  | Description                                  | D" x W" x H" | Price   |
|--------------|--|--------------|---------|
| ARDR8X1948-G | ARCADIA, Dresser, 8-Drawer, Open, 48"        | 19 x 48 x 35 | \$4,573 |
| ARDR8X1948-M | ARCADIA, Dresser, 8-Drawer, Open, 48"        | 19 x 48 x 35 | \$3,834 |
| ARDR8X1948-N | ARCADIA, Dresser, 8-Drawer, Open, 48"        | 19 x 48 x 35 | \$4,573 |
| ARDR8X1948-R | ARCADIA, Dresser, 8-Drawer, Open, 48"        | 19 x 48 x 35 | \$4,343 |
| ARDR8X1968-G | ARCADIA, Dresser, 8-Drawer, Open, 68"        | 19 x 68 x 35 | \$5,413 |
| ARDR8X1968-M | ARCADIA, Dresser, 8-Drawer, Open, 68"        | 19 x 68 x 35 | \$4,402 |
| ARDR8X1968-N | ARCADIA, Dresser, 8-Drawer, Open, 68"        | 19 x 68 x 35 | \$5,413 |
| ARDR8X1968-R | ARCADIA, Dresser, 8-Drawer, Open, 68"        | 19 x 68 x 35 | \$5,079 |
| ARDR8Y1948-G | ARCADIA, Dresser, 8-Drawer, Glass Front, 48" | 19 x 48 x 35 | \$4,616 |
| ARDR8Y1948-M | ARCADIA, Dresser, 8-Drawer, Glass Front, 48" | 19 x 48 x 35 | \$3,877 |
| ARDR8Y1948-N | ARCADIA, Dresser, 8-Drawer, Glass Front, 48" | 19 x 48 x 35 | \$4,616 |
| ARDR8Y1948-R | ARCADIA, Dresser, 8-Drawer, Glass Front, 48" | 19 x 48 x 35 | \$4,385 |
| ARDR8Y1968-G | ARCADIA, Dresser, 8-Drawer, Glass Front, 68" | 19 x 68 x 35 | \$5,456 |
| ARDR8Y1968-M | ARCADIA, Dresser, 8-Drawer, Glass Front, 68" | 19 x 68 x 35 | \$4,444 |
| ARDR8Y1968-N | ARCADIA, Dresser, 8-Drawer, Glass Front, 68" | 19 x 68 x 35 | \$5,456 |
| ARDR8Y1968-R | ARCADIA, Dresser, 8-Drawer, Glass Front, 68" | 19 x 68 x 35 | \$5,121 |



Open Market

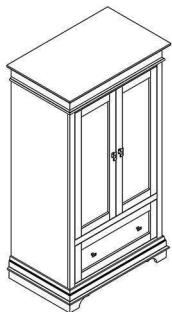
**Standard includes:**

- Case: veneer over engineer wood core with solid hardwood accents
- Top: slip matched veneer with glass overlay
- Species: **M** Maple, **N** Walnut, **R** Cherry, **G** Mahogany
- 3/4 extension steel ball bearing drawer slides
- Decorative pulls with bronze finish
- Shipped assembled

**Options available:**

- Full extension, soft close drawer slides: **+\$200 List**

| Part Number  | Description                         | D" x W" x H" | Price   |
|--------------|-------------------------------------|--------------|---------|
| ARDR7X1942-G | ARCADIA, Dresser, 7-Drawer, Highboy | 19 x 42 x 54 | \$5,114 |
| ARDR7X1942-M | ARCADIA, Dresser, 7-Drawer, Highboy | 19 x 42 x 54 | \$4,291 |
| ARDR7X1942-N | ARCADIA, Dresser, 7-Drawer, Highboy | 19 x 42 x 54 | \$5,114 |
| ARDR7X1942-R | ARCADIA, Dresser, 7-Drawer, Highboy | 19 x 42 x 54 | \$4,858 |



Open Market

**Standard includes:**

- Case: veneer over engineer wood core with solid hardwood accents
- Top: slip matched veneer
- Species: **M** Maple, **N** Walnut, **R** Cherry, **G** Mahogany
- 3/4 extension steel ball bearing drawer slides
- Coat rod for hanging clothes
- Decorative pulls with bronze finish
- Shipped assembled

**Options available:**

- Full extension, soft close drawer slides: **+\$40 List**

| Part Number  | Description                 | D" x W" x H" | Price   |
|--------------|-----------------------------|--------------|---------|
| ARWABY2336-G | ARCADIA, Wardrobe, 1-Drawer | 23 x 36 x 72 | \$6,559 |
| ARWABY2336-M | ARCADIA, Wardrobe, 1-Drawer | 23 x 36 x 72 | \$6,123 |
| ARWABY2336-N | ARCADIA, Wardrobe, 1-Drawer | 23 x 36 x 72 | \$6,559 |
| ARWABY2336-R | ARCADIA, Wardrobe, 1-Drawer | 23 x 36 x 72 | \$6,903 |
| ARWAE2336-G  | ARCADIA, Wardrobe, 1-Drawer | 23 x 36 x 80 | \$7,333 |
| ARWAE2336-M  | ARCADIA, Wardrobe, 1-Drawer | 23 x 36 x 80 | \$6,192 |
| ARWAE2336-N  | ARCADIA, Wardrobe, 1-Drawer | 23 x 36 x 80 | \$7,333 |
| ARWAE2336-R  | ARCADIA, Wardrobe, 1-Drawer | 23 x 36 x 80 | \$6,984 |



Open Market

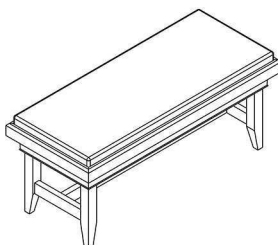
**Standard includes:**

- Case: veneer over engineer wood core with solid hardwood accents
- Top: slip matched veneer with glass overlay
- Species: **M** Maple, **N** Walnut, **R** Cherry, **G** Mahogany
- Open storage behind door with cable management
- Open shelf with storage with cable management in back
- Two drawers with 3/4 extension steel ball bearing slides
- Decorative pulls with bronze finish
- Shipped assembled

**Options available:**

- Full extension, soft close drawer slides: **+\$80 List**

| Part Number  | Description          | D" x W" x H" | Price   |
|--------------|----------------------|--------------|---------|
| ARSUMF2454-G | ARCADIA, Bar Cabinet | 24 x 54 x 40 | \$3,953 |
| ARSUMF2454-M | ARCADIA, Bar Cabinet | 24 x 54 x 40 | \$3,284 |
| ARSUMF2454-N | ARCADIA, Bar Cabinet | 24 x 54 x 40 | \$3,953 |
| ARSUMF2454-R | ARCADIA, Bar Cabinet | 24 x 54 x 40 | \$3,740 |



Open Market

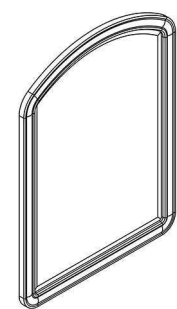
**Standard includes:**

- Solid hardwood legs
- Species: **M** Maple, **N** Walnut, **R** Cherry, **G** Mahogany
- Upholstered cushion: base grade fabric
- Shipped assembled

**Options available:**

- Please call for pricing on Price Grade 4 fabric and above

| Part Number  | Description    | D" x W" x H" | Price   | Grade1 | Grade2 | Grade3 |
|--------------|----------------|--------------|---------|--------|--------|--------|
| ARBN1X1842+G | ARCADIA, Bench | 18 x 42 x 18 | \$2,049 | +\$36  | +\$72  | +\$108 |
| ARBN1X1842+M | ARCADIA, Bench | 18 x 42 x 18 | \$1,485 | +\$36  | +\$72  | +\$108 |
| ARBN1X1842+N | ARCADIA, Bench | 18 x 42 x 18 | \$2,049 | +\$36  | +\$72  | +\$108 |
| ARBN1X1842+R | ARCADIA, Bench | 18 x 42 x 18 | \$1,939 | +\$36  | +\$72  | +\$108 |



Open Market

Standard includes:

- Solid hardwood frame
- Species: **M** Maple, **N** Walnut, **R** Cherry, **G** Mahogany

| Part Number  | Description     | D" x W" x H" | Price   |
|--------------|-----------------|--------------|---------|
| ARMR1X0134-G | ARCADIA, Mirror | 1 × 34 × 46  | \$1,779 |
| ARMR1X0134-M | ARCADIA, Mirror | 1 × 34 × 46  | \$1,475 |
| ARMR1X0134-N | ARCADIA, Mirror | 1 × 34 × 46  | \$1,779 |
| ARMR1X0134-R | ARCADIA, Mirror | 1 × 34 × 46  | \$1,681 |

Creative and Crisp. Cosmo makes a rich, classic statement with clean lines and hardware accents.



## Features

### Bed

#### Construction

Headboard is veneer over engineered core wood with solid hardwood and metal accents.

#### Sizes

Available in king, queen, full and twin.



#### Metal frame.

Attaches to headboard. Four casters for mobility.

### Nightstand

#### Construction

Glue and dowel assembly.

$\frac{3}{4}$ " engineered wood core with hardwood veneer sides and solid hardwood accents. Back panel is  $\frac{1}{4}$ " engineered wood core. Back panel is fully captured and are recessed  $1\frac{1}{2}$ " to accommodate cords and plugs. Laminate top with profiled, solid hardwood edges.

Drawer fronts are  $\frac{3}{4}$ " hardwood veneer panels with engineered wood core.

Drawer boxes are  $\frac{1}{2}$ " veneer plywood sides,  $\frac{1}{4}$ " bottom with a vinyl waterproof face, dovetail or glue and dowel joinery.



#### Drawers.

Have full extension steel ball bearing slides.

#### Configurations

Available with 1-, 2-, or 3-drawers.

#### Pulls.

Decorative, square nickel pulls.



## Features

---

### Desk

#### Construction

1" laminate work surface with profiled, solid hardwood edges. Solid hardwood legs.



#### Optional pencil drawer.

Keeps supplies organized and within reach. Square nickel pull.

### Chest


#### Construction

Glue and dowel assembly.

$\frac{3}{4}$ " engineered wood core with hardwood veneer sides and solid hardwood accents. Back panel is  $\frac{1}{4}$ " engineered wood core. Back panel is fully captured and are recessed  $1\frac{1}{2}$ " to accommodate cords and plugs. Laminate top with profiled, solid hardwood edges.

Drawer fronts are  $\frac{3}{4}$ " hardwood veneer panels with engineered wood core.

Drawer boxes are  $\frac{1}{2}$ " veneer plywood sides,  $\frac{1}{4}$ " bottom with a vinyl waterproof face, dove-tail or glue and dowel joinery.



#### Drawers.

Have decorative, square nickel pulls and full extension steel ball bearing slides.

#### Configurations

Available in 3- or 6-drawer units.

## Features

---

### TV Chest

#### Construction

Glue and dowel assembly.

$\frac{3}{4}$ " engineered wood core with hardwood veneer sides, and solid hardwood accents. Back panel is  $\frac{1}{4}$ " engineered wood core. Back panel is fully captured and are recessed  $1\frac{1}{2}$ " to accommodate cords and plugs. Laminate top with profiled, solid hardwood edges.

Drawer fronts are  $\frac{3}{4}$ " hardwood veneer panels with engineered wood core.

Drawer boxes are  $\frac{1}{2}$ " veneer plywood sides,  $\frac{1}{4}$ " bottom with a vinyl waterproof face, dove-tail or glue and dowel joinery.



#### Open shelf.

Full width shelf has cable management grommet in back.

#### Drawers.

Have decorative, square nickel pulls and full extension steel ball bearing slides.

## Features

### Bar Cabinet

#### Construction

Glue and dowel assembly.

$\frac{3}{4}$ " engineered wood core with hardwood veneer sides, and solid hardwood accents. Back panel is  $\frac{1}{4}$ " engineered wood core. Back panel is fully captured and are recessed  $1\frac{1}{2}$ " to accommodate cords and plugs. Laminate top with profiled, solid hardwood edges.

Drawer fronts are  $\frac{3}{4}$ " hardwood veneer panels with engineered wood core.

Drawer boxes are  $\frac{1}{2}$ " veneer core plywood sides,  $\frac{1}{4}$ " bottom with a vinyl waterproof face, dove-tail or glue and dowel joinery.



#### Door.

Has a decorative, square nickel pull. Storage area behind door is open with grommet in back for cable management

#### Open shelf.

Has grommet located in back for cable management.

#### Drawers.

Have decorative, square nickel pulls and  $\frac{3}{4}$ " extension epoxy coated slides.

### Tables

#### Construction

1" laminate work surface with profiled, solid hardwood edges. Solid hardwood legs.



#### Choices

Collection includes a dining table and matching end and coffee occasional tables.

## Statement of Line

---



Bed



Desk



TV Chest



Nightstand



Bar Cabinet



Six Drawer Chest



Mirror

Product not shown: Tables, Luggage Bench

## Configurations

---



## How to Specify

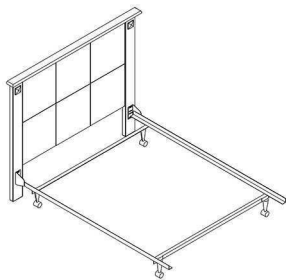
---

| Example. | 1. Model Number/Size | 2. Species | 3. Finish |
|----------|----------------------|------------|-----------|
|          | <b>CODEAA2848</b>    | <b>M</b>   | <b>01</b> |

Step 1. Identify the Part Number from the succeeding product price pages.

Step 2. Select the Species:  
**M** Maple

Step 3. Choose the Finish:  
**01** Natural  
**30** Cinnamon Noche  
**50** Chestnut Maple  
**60** Cocoa



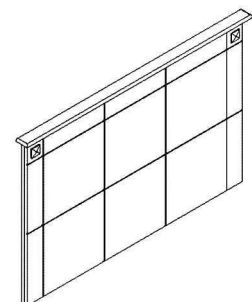
Open Market

Tip: mattress sizes- Twin 39x80, Full 54x80, Queen 60x80, King 78x80. Requires Box Spring.

**Standard includes:**

- Headboard: veneer over engineered wood core with solid hardwood accents: Maple
- Metal bed frame
- Shipped ready to assemble

| Part Number  | Description                                 | D" x W" x H" | Price   |
|--------------|---|--------------|---------|
| COBEM13885-M | COSMO, Bed, Twin, W/Headboard, Metal Frame  | 39 x 72 x 48 | \$863   |
| COBEM15985-M | COSMO, Bed, Full, W/Headboard, Metal Frame  | 57 x 72 x 48 | \$974   |
| COBEM16285-M | COSMO, Bed, Queen, W/Headboard, Metal Frame | 63 x 72 x 48 | \$1,058 |
| COBEM18085-M | COSMO, Bed, King, W/Headboard, Metal Frame  | 81 x 72 x 48 | \$1,142 |

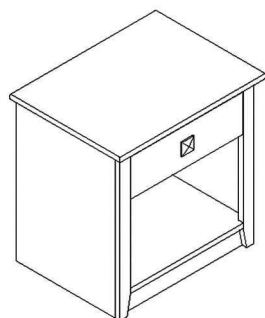


Open Market

**Standard includes:**

- Headboard: veneer over engineered wood core with solid hardwood accents: Maple
- Mounts on wall

| Part Number  | Description            | D" x W" x H" | Price |
|--------------|------------------------|--------------|-------|
| COHBDX0339-M | COSMO, Twin Headboard  | 3 x 39 x 36  | \$628 |
| COHBDX0357-M | COSMO, Full Headboard  | 3 x 57 x 36  | \$734 |
| COHBDX0363-M | COSMO, Queen Headboard | 3 x 63 x 36  | \$782 |
| COHBDX0381-M | COSMO, King Headboard  | 3 x 81 x 36  | \$975 |

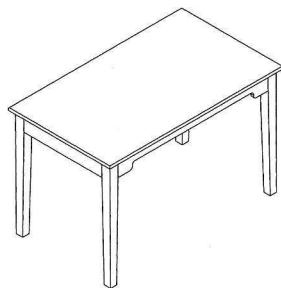


Open Market

**Standard includes:**

- Case: veneer over engineered wood core with solid hardwood accents: Maple
- Top: laminate with profiled, wood edges
- 3/4 extension epoxy coated drawer slides
- Nickel pulls
- Shipped assembled

| Part Number  | Description                  | D" x W" x H" | Price |
|--------------|------------------------------|--------------|-------|
| CONS1D1824-M | COSMO, Night Stand, 1-Drawer | 18 x 24 x 24 | \$713 |
| CONS2D1824-M | COSMO, Night Stand, 2-Drawer | 18 x 24 x 24 | \$831 |
| CONS3D1824-M | COSMO, Night Stand, 3-Drawer | 18 x 24 x 24 | \$947 |

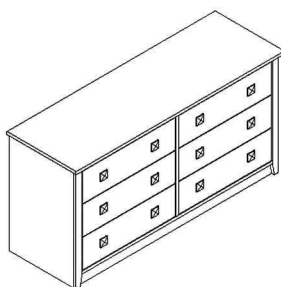


Open Market

**Standard includes:**

- Solid hardwood legs: Maple
- Worksurface: laminate with profiled, wood edges
- Nickel pull on pencil drawer, if specified
- Shipped assembled

| Part Number  | Description                          | D" x W" x H" | Price   |
|--------------|--------------------------------------|--------------|---------|
| CODEAA2044-M | COSMO, Desk, Open Leg                | 20 x 44 x 30 | \$769   |
| CODEAA2848-M | COSMO, Desk, Open Leg                | 28 x 48 x 30 | \$1,000 |
| CODEAC2044-M | COSMO, Desk, Open Leg, Pencil Drawer | 20 x 44 x 30 | \$864   |
| CODEAC2848-M | COSMO, Desk, Open Leg, Pencil Drawer | 28 x 48 x 30 | \$1,123 |

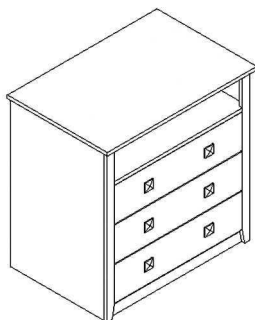


Open Market

**Standard includes:**

- Case: veneer over engineered wood core with solid hardwood accents: Maple
- Top: laminate with profiled, wood edges
- Six drawers with 3/4 extension epoxy coated slides
- Nickel pulls
- Shipped assembled

| Part Number  | Description            | D" x W" x H" | Price   |
|--------------|------------------------|--------------|---------|
| CODR3X2030-M | COSMO, Chest, 3-Drawer | 20 x 30 x 30 | \$1,057 |
| CODR6X2060-M | COSMO, Chest, 6-Drawer | 20 x 60 x 30 | \$2,024 |




Open Market

**Standard includes:**

- Case: veneer over engineered wood core with solid hardwood accents: Maple
- Top: laminate with profiled, wood edges
- Open shelf with cable management grommet in back panel
- Three drawers with 3/4 extension epoxy coated slides
- Nickel pulls
- Shipped assembled

| Part Number  | Description                          | D" x W" x H" | Price   |
|--------------|--------------------------------------|--------------|---------|
| COTVT32436-M | COSMO, TV Stand, 3-Drawer, DVD Shelf | 24 x 36 x 36 | \$1,392 |

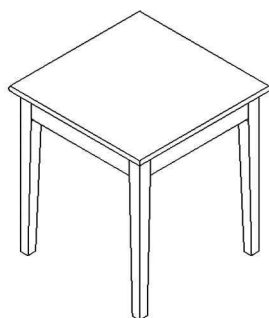


Open Market

**Standard includes:**

- Case: veneer over engineered wood core with solid hardwood accents: Maple
- Top: laminate with profiled, wood edges
- Open storage behind door with cable management grommet in back panel
- Open shelf with cable management grommet in back panel
- Two drawers with 3/4 extension epoxy coated slides
- Nickel pulls
- Shipped assembled

| Part Number  | Description        | D" x W" x H" | Price   |
|--------------|--------------------|--------------|---------|
| COMF1X2454-M | COSMO, Bar Cabinet | 24 x 54 x 40 | \$1,323 |

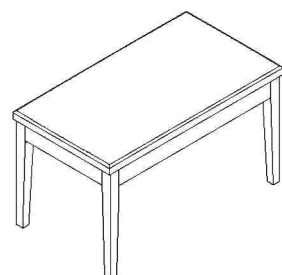


Open Market

**Standard includes:**

- Solid hardwood legs: Maple
- Top: laminate with profiled, wood edges
- Shipped assembled

| Part Number  | Description         | D" x W" x H" | Price |
|--------------|---------------------|--------------|-------|
| COTBCX2242-M | COSMO, Coffee Table | 22 x 42 x 18 | \$878 |
| COTBEX2222-M | COSMO, End Table    | 22 x 22 x 24 | \$773 |



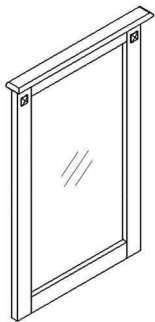
Open Market

**Standard includes:**

- Solid hardwood legs: Maple
- Laminate top with solid wood nosing
- Shipped assembled

| Part Number  | Description  | D" x W" x H" | Price |
|--------------|--------------|--------------|-------|
| COBC1X2036-M | COSMO, Bench | 20 x 36 x 20 | \$728 |





Open Market

- Standard includes:**
- Hardwood frame: Maple
  - Wall mounting hardware
  - Shipped assembled

| Part Number | Description   | D" x W" x H" | Price |
|-------------|---------------|--------------|-------|
| COMR1X224-M | COSMO, Mirror | 2 × 24 × 36  | \$552 |

Furniture that makes everyone feel at home. Just the right amount of detailing to add distinction.



## Features

### Bed

#### Construction

Glue and dowel assembly throughout headboard and footboard. Dry-fit assembly used to construct bed.

Solid hardwood.

#### Sizes

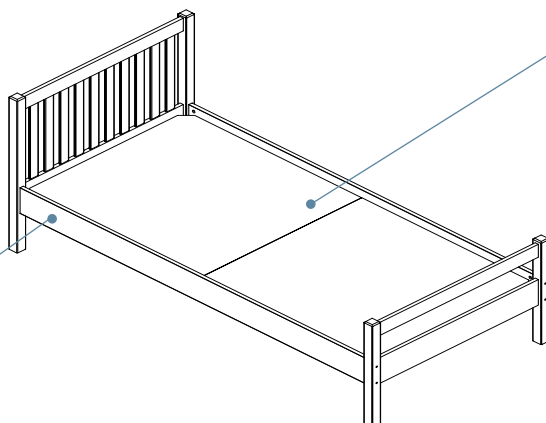
Available in twin, only.

#### Decorative side rail.

Hardwood veneer plywood.

#### Bed deck.

2-piece wood deck at fixed height.



#### Choices

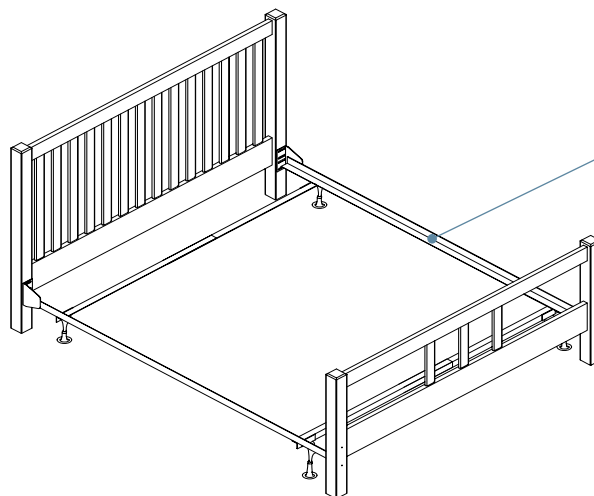
Available with headboard or headboard and footboard.

#### Sizes

Available in king, queen and full.

#### Metal frame

Attaches to headboard or headboard and footboard.



## Features

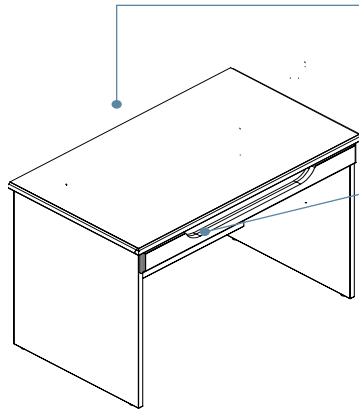
### Desk

#### Construction

Glue and dowel assembly

$\frac{3}{4}$ " hardwood veneer plywood with matching PVC edge band. Laminate worksurface with profiled, solid hardwood edges.

Drawer has removable, solid hardwood fronts;  $\frac{1}{2}$ " veneer plywood sides;  $\frac{1}{4}$ " bottom with waterproof vinyl face; dove-tail or glue and dowel joinery; and open to  $\frac{3}{4}$  of their depth.



#### Back panel.

$\frac{3}{4}$  height for access to wall outlets and easy cable management.

#### Computer or pencil drawer.

Keeps supplies organized and within reach. Computer drawer (shown) has a cutout to access keyboard.

### Organizer

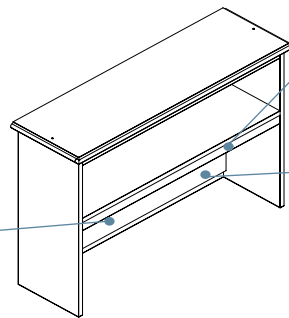
#### Construction

Glue and dowel assembly

$\frac{3}{4}$ " hardwood veneer plywood with matching PVC edge band. Laminate top with profiled, solid hardwood edges.

#### Cable management.

Cable cutout beneath shelf for easy access to wall outlets.



#### Task light option.

Mounts in the recessed area beneath shelf. Choice of fluorescent or energy efficient LED.

#### Optional tack board.

Provides a place to display personal items.

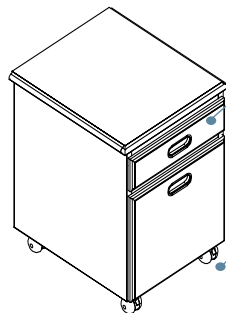
### Mobile Pedestal

#### Construction

Glue and dowel assembly

$\frac{3}{4}$ " hardwood veneer plywood with matching PVC edge band. Laminate top with profiled, solid hardwood edges.

Drawers have removable, solid hardwood fronts;  $\frac{1}{2}$ " veneer plywood sides;  $\frac{1}{4}$ " bottom with waterproof vinyl face; dove-tail or glue and dowel joinery; and open to  $\frac{3}{4}$  of their depth.



#### Box/ File drawers.

Have integrated pulls and  $\frac{3}{4}$  extension epoxy coated slides.

#### Casters.

Allow for mobility. Mobile pedestal fits under desk or can be moved wherever storage is needed.

## Features

---

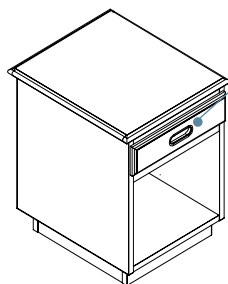
### Nightstand

#### Construction

Glue and dowel assembly

$\frac{3}{4}$ " hardwood veneer plywood with matching PVC edge band. Laminate top with profiled, solid hardwood edges.

Drawer has removable, solid hardwood fronts;  $\frac{1}{2}$ " veneer plywood sides;  $\frac{1}{4}$ " bottom with waterproof vinyl face; dove-tail or glue and dowel joinery; and open to  $\frac{3}{4}$  of their depth.



#### Drawer.

Has integrated pull and  $\frac{3}{4}$  extension epoxy coated slides.

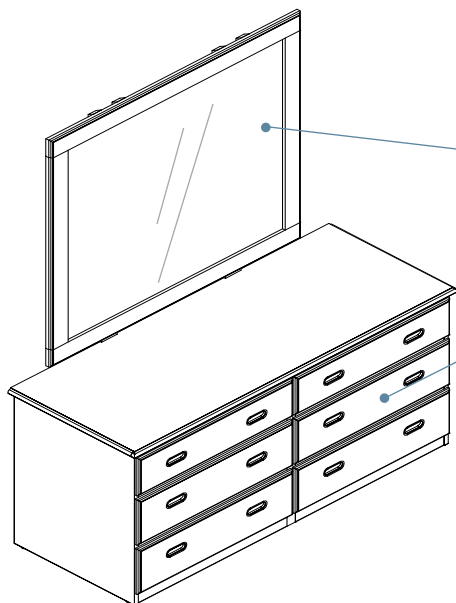
### Chest

#### Construction

Glue and dowel assembly

$\frac{3}{4}$ " hardwood veneer plywood with matching PVC edge band. Laminate top with profiled, solid hardwood edges.

Drawers have removable, solid hardwood fronts;  $\frac{1}{2}$ " veneer plywood sides;  $\frac{1}{4}$ " bottom with waterproof vinyl face; glue and dowel joinery; and open to  $\frac{3}{4}$  of their depth.



#### Configurations

Available with 3- or 6-drawers.

#### Mirror.

Can be ordered with the 6-drawer chest.

#### Drawers.

Have integrated pulls and  $\frac{3}{4}$  extension epoxy coated slides.

## Features

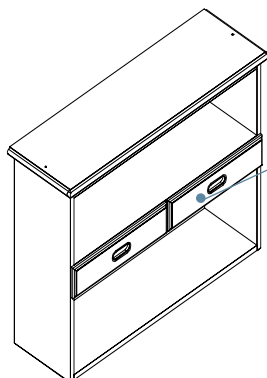
---

### Bookcase

#### Construction

Glue and dowel assembly

¾" hardwood veneer plywood with matching PVC edge band. Laminate top with profiled, solid hardwood edges.



#### Configurations

Available with fixed shelf or fixed shelf with slim drawer.

#### Drawer.

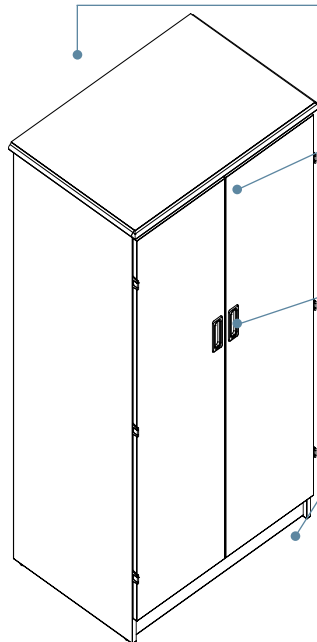
Low profile drawer holds small items. It has integrated pulls and ¾" extension epoxy coated

### Wardrobe

#### Construction

Glue and dowel assembly

¾" hardwood veneer plywood with matching PVC edge band. Laminate top with profiled, solid hardwood edges.



#### Grommets.

Three located in back for cable management.

#### Interior.

Coat rod and coat hook are standard. Optional 14"w x 24"l mirror available.

#### Doors.

Have integrated, solid hardwood pulls.

#### Leveler glides.

Four adjustable glides to accommodate uneven floors.

## Statement of Line

---



Bed



Desk



Chest



Nightstand



Organizer

Products not shown: Bookcase, Mobile Pedestal, Mirror, Wardrobe

## Configurations

---



## How to Specify

---

Example. 1. Model Number/Size 2. Species and Finish

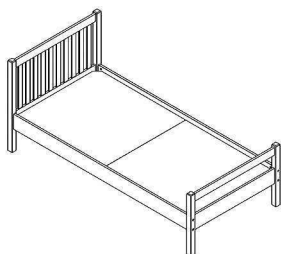
**JTBK1S1240**

**K02**

Step 1. Identify the Part Number from the succeeding product price pages.

Step 2. Select the Species:

- K** Oak
- 02 Light
- 40 Medium

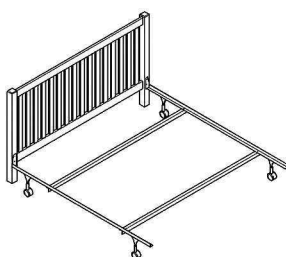


GSA Approved | 71-204

**Standard includes:**

- Solid hardwood headboard and footboard: Oak
- Veneer plywood decorative side rails: Oak
- Deck: 2-piece wood
- Fits mattress size 36x80
- Shipped ready to assemble

| Part Number  | Description  | D" x W" x H" | Price   |
|--------------|--|--------------|---------|
| JTBESF4184-K | JAMESTOWN, Bed, W/ Slatted Headboard and Foot Board, Twin XL- Sized for 36x80 Mattress | 41 x 84 x 36 | \$1,123 |



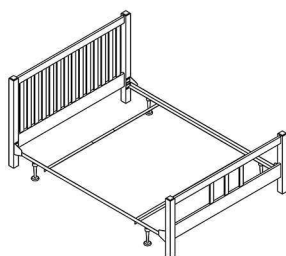
GSA Approved | 71-204

Tip: mattress sizes- Full 54x80, Queen 60x80, King 78x80. Requires Box Spring.

**Standard includes:**

- Solid hardwood headboard: Oak
- Metal frame with casters
- Shipped ready to assemble

| Part Number  | Description  | D" x W" x H" | Price   |
|--------------|--|--------------|---------|
| JTBESM5475-K | JAMESTOWN, Bed, W/Headboard, Slats, Full, Metal Frame, Casters Sized for a 54x80 Mattress  | 54 x 75 x 36 | \$1,300 |
| JTBESM6080-K | JAMESTOWN, Bed, W/Headboard, Slats, Queen, Metal Frame, Casters Sized for a 60x80 Mattress | 60 x 80 x 36 | \$1,450 |
| JTBESM7580-K | JAMESTOWN, Bed, W/Headboard, Slats, King, Metal Frame, Casters Sized for a 78x80 Mattress  | 75 x 80 x 36 | \$1,678 |



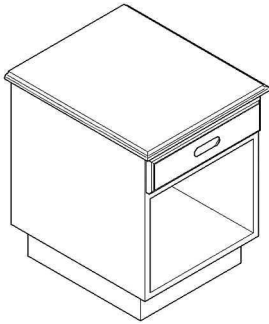
GSA Approved | 71-204

Tip: mattress sizes- Full 54x80, Queen 60x80, King 78x80. Requires Box Spring.

**Standard includes:**

- Solid hardwood headboard and footboard: Oak
- Metal frame with feet
- Shipped ready to assemble

| Part Number  | Description  | D" x W" x H" | Price   |
|--------------|--|--------------|---------|
| JTBESF5475-K | JAMESTOWN, Bed, W/Headboard, Slats, Full, Foot Board, Feet- Sized for a 54x80 Mattress | 54 x 75 x 36 | \$1,935 |
| JTBESF6080-K | JAMESTOWN, Bed, W/Headboard, Slats, Queen, Foot Board, Feet Sized for a 60x80 Mattress | 60 x 80 x 36 | \$2,235 |
| JTBESF7580-K | JAMESTOWN, Bed, W/Headboard, Slats, King, Foot Board, Feet Sized for a 78x80 Mattress  | 75 x 80 x 36 | \$2,578 |

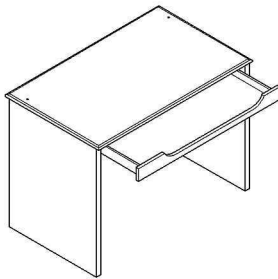


GSA Approved | 71-204

**Standard includes:**

- Case: veneer plywood with matching PVC edge band: Oak
- Top: laminate with profiled, solid wood edges
- Solid wood drawer fronts: Oak
- 3/4 extension epoxy coated drawer slides
- Integral pull
- Shipped assembled

| Part Number  | Description                      | D" x W" x H" | Price |
|--------------|----------------------------------|--------------|-------|
| JTNS1D1917-K | JAMESTOWN, Night Stand, 1-Drawer | 19 x 17 x 21 | \$616 |



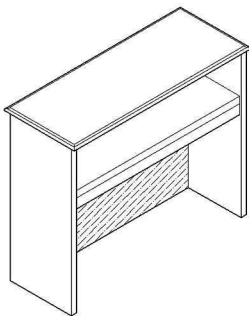
GSA Approved | 71-204

*Tip: Computer drawer has a cutout on drawer front*

**Standard includes:**

- Case: veneer plywood with matching PVC edge band: Oak
- Worksurface: laminate with profiled, solid wood edges
- Solid wood drawer fronts: Oak
- Pencil or computer drawer
- 3/4 height back panel
- 3/4 extension epoxy coated drawer slides
- Integral pulls
- Shipped assembled

| Part Number  | Description                                | D" x W" x H" | Price |
|--------------|--|--------------|-------|
| JTDEBB2442-K | JAMESTOWN, Desk, Slab Leg, Pencil Drawer   | 24 x 42 x 29 | \$797 |
| JTDEBC2442-K | JAMESTOWN, Desk, Slab Leg, Computer Drawer | 24 x 42 x 29 | \$821 |



GSA Approved | 71-204

**Standard includes:**


- Case: veneer plywood with matching PVC edge band: Oak
- Top: laminate with profiled, solid wood edges
- Fixed shelf
- Cable management
- Shipped assembled

**Options available:**

- Tack board
- Task light: Florescent or LED

| Part Number  | Description          | D" x W" x H" | Price | Tack  | Light  | LED    |
|--------------|----------------------|--------------|-------|-------|--------|--------|
| JTOR1X1240-K | JAMESTOWN, Organizer | 12 x 40 x 29 | \$426 | +\$50 | +\$100 | +\$187 |



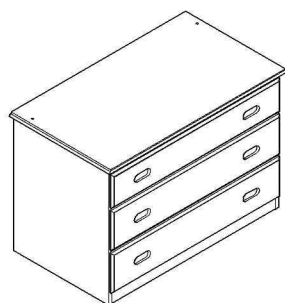


GSA Approved | 71-204

**Standard includes:**

- Case: veneer plywood with matching PVC edge band: Oak
- Top: laminate with profiled, solid wood edges
- Solid wood drawer fronts: Oak
- Box/ File
- 3/4 extension epoxy coated drawer slides
- Integral pulls
- Casters- 2 locking, 2 non-locking: black plastic
- Shipped assembled

| Part Number  | Description                             | D" x W" x H" | Price |
|--------------|---|--------------|-------|
| JTPE1X1917-K | JAMESTOWN, Mobile Pedestal, BF, Casters | 19 x 17 x 21 | \$788 |

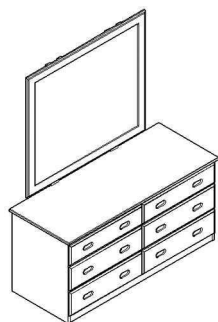


GSA Approved | 71-204

**Standard includes:**

- Case: veneer plywood with matching PVC edge band: Oak
- Top: laminate with profiled, solid wood edges
- Solid wood drawer fronts: Oak
- Three drawers with 3/4 extension epoxy coated slides
- Integral pulls
- Shipped assembled

| Part Number  | Description                | D" x W" x H" | Price   |
|--------------|----------------------------|--------------|---------|
| JTDR3X2442-K | JAMESTOWN, Chest, 3-Drawer | 24 x 42 x 29 | \$1,166 |

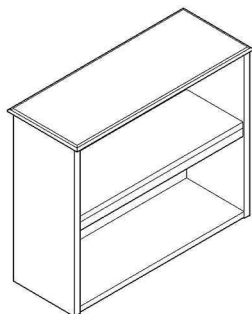


GSA Approved | 71-204

**Standard includes:**

- Case: veneer plywood with matching PVC edge band: Oak
- Top: laminate with profiled, solid wood edges
- Solid wood drawer fronts: Oak
- Six drawers with 3/4 extension epoxy coated drawer slides
- Integral pulls
- Shipped assembled

| Part Number  | Description                | D" x W" x H" | Price   |
|--------------|----------------------------|--------------|---------|
| JTDR6X2462-K | JAMESTOWN, Chest, 6-Drawer | 24 x 62 x 29 | \$2,271 |

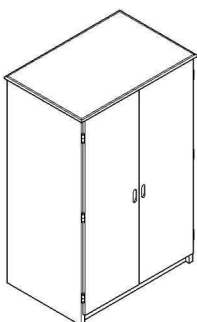


GSA Approved | 71-204

**Standard includes:**

- Case: veneer plywood with matching PVC edge band: Oak
- Top: laminate with profiled, solid wood edges
- Fixed shelf
- Slim drawer with solid wood drawer front and integral pulls, if selected
- Shipped assembled

| Part Number  | Description                   | D" x W" x H" | Price |
|--------------|-------------------------------|--------------|-------|
| JTBK1D1240-K | JAMESTOWN, Bookcase, 1-Drawer | 12 x 40 x 29 | \$666 |
| JTBK1S1240-K | JAMESTOWN, Bookcase, 1-Shelf  | 12 x 40 x 29 | \$485 |



GSA Approved | 71-204

**Standard includes:**

- Veneer plywood with matching PVC edge band: Oak
- Two full doors
- Coat rod: chrome
- Coat hook on inside of door
- Integral pulls
- Shipped assembled

**Available options:**

- Mirror on inside of door, 14w x24l

| Part Number  | Description                 | D" x W" x H" | Price   | Mirror |
|--------------|-----------------------------|--------------|---------|--------|
| JTWABP2436-K | JAMESTOWN, Wardrobe, 2-Door | 24 x 36 x 72 | \$1,895 | +\$50  |

It's the tradition of furniture from days gone by, thanks to solid hardwood frames and drawer fronts with hardwood veneer panel inserts.



## Features

### Bed


#### Construction

Glue and dowel assembly

Solid hardwood posts and rails.

#### Sizes

Available in queen, full and twin.



#### Bed deck.

3-piece wood deck is at fixed height.

### Desk

#### Construction

Dry-fit construction uses hidden metal-to-metal fasteners allowing simple component replacement in the field.

Hardwood veneer panel inserts with solid hardwood frame. 1" laminate work surface with solid hardwood beveled edges.

Drawers have removable, solid hardwood fronts; 1/2" veneer plywood sides; 1/4" bottom with waterproof vinyl face; Dove-tail or glue and dowel joinery; and open to 3/4 of their depth.

#### Back panel.

3/4 height for access to wall outlets and easy cable routing.



#### Configurations

Available as a desk shell without storage or pedestal desk with Box/ Box/ File storage.

#### Drawer choices.

Combination drawer has a cutout to access keyboard and available on the desk shell. Optional keyboard tray or computer drawer are available on the pedestal desk.

#### Box/ Box/ File drawers.

Have integrated cutout pulls and 3/4 extension epoxy coated slides.

## Features

---

### Pedestal Storage

#### Construction

Dry-fit construction uses hidden metal-to-metal fasteners allowing simple component replacement in the field.

Hardwood veneer panel inserts with solid hardwood frame. 1" laminate top with solid hardwood beveled edges.

Drawers have removable, solid hardwood fronts; 1/2" veneer plywood sides; 1/4" bottom with waterproof vinyl face; Dove-tail or glue and dowel joinery; and open to 3/4 of their depth.



#### Configurations

Three pedestal storage options are available: Box/ File with or without casters and Box/ Box/ File.

#### Drawers.

Have integrated cutout pulls and 3/4 extension epoxy coated slides.

---

### Chest

#### Construction

Dry-fit construction uses hidden metal-to-metal fasteners allowing simple component replacement in the field.

Hardwood veneer panel inserts with solid hardwood frame. 1" laminate top with solid hardwood beveled edges.

Drawers have removable, solid hardwood fronts; 1/2" veneer plywood sides; 1/4" bottom with waterproof vinyl face; Dove-tail or glue and dowel joinery; and open to 3/4 of their depth.



#### Configurations

Available with 3-, 4-, or 6-drawers.

#### Drawers.

Have integrated cutout pulls and 3/4 extension epoxy coated slides.

## Features

---

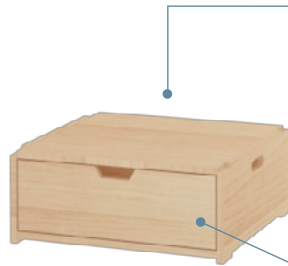
### Stacking Drawer

#### Construction

Dry-fit construction uses hidden metal-to-metal fasteners allowing simple component replacement in the field.

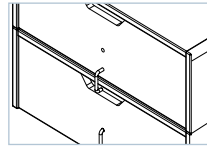
$\frac{3}{4}$ " solid hardwood sides.

Drawer has removable, solid hardwood fronts;  $\frac{1}{2}$ " veneer plywood sides;  $\frac{1}{4}$ " bottom with waterproof vinyl face; Dove-tail or glue and dowel joinery; and open to  $\frac{3}{4}$  of their depth.



#### Integrated connector clip.

Located on the back side to link units when stacked.



#### Drawers.

Have integrated cutout pulls and  $\frac{3}{4}$ " extension epoxy coated slides.

#### Stack or nest

Can be used side-by-side or stack 5-high.

---

### Bookcase

#### Construction

Dry-fit construction uses hidden metal-to-metal fasteners allowing simple component replacement in the field.

Hardwood veneer panel inserts with solid hardwood frame. 1" laminate top with solid hardwood beveled edges.



#### Configurations

Available in 12" and 16" depths.

#### Adjustable shelf.

## Features

---

### Nightstand

#### Construction

Dry-fit construction uses hidden metal-to-metal fasteners allowing simple component replacement in the field.

Hardwood veneer panel inserts with solid hardwood frame. 1" laminate top with solid hardwood beveled edges.

Drawer has removable, solid hardwood fronts; 1/2" veneer plywood sides; 1/4" bottom with waterproof vinyl face; Dove-tail or glue and dowel joinery; and open to 3/4 of their depth.



#### Drawer.

Has integrated cutout pull and 3/4 extension epoxy coated slides.

### Wardrobe

#### Construction

Dry-fit construction uses hidden metal-to-metal fasteners allowing simple component replacement in the field.

Hardwood veneer panel inserts with solid hardwood frame. Plywood top with solid hardwood beveled edges.

Drawers have removable, solid hardwood fronts; 1/2" veneer plywood sides; 1/4" bottom with waterproof vinyl face; Dove-tail or glue and dowel joinery; and open to 3/4 of their depth.

Doors are 3/4" hardwood veneer plywood panels with solid hardwood pulls.



#### Interior.

Coat rod and coat hook are standard. Optional towel bar and mirror.

#### Pulls.

Doors and drawers have integrated cutout pulls.

#### Drawers.

Have 3/4 extension epoxy coated slides.

#### Configurations

Available with 2-doors or 2-doors with 2- or 4-drawers.

#### Leveler glides.

Four adjustable glides accommodate uneven floors.

## Statement of Line

---



Bed



Desk



Chest



Storage Pedestal



Nightstand



Entertainment Center

Products not shown: Stacking Drawer, Bookcase, Wardrobe, TV Stand

## Configurations

---



## How to Specify

---

Example.    1. Model Number/Size    2. Species and Finish

**60BK1S30**

**YK02**

Step 1.    Identify the Part Number from the succeeding product price pages.

Step 2.    Select the Species and Finish

**Y** Veneer on Plywood

K02 Light Oak

K40 Medium Oak

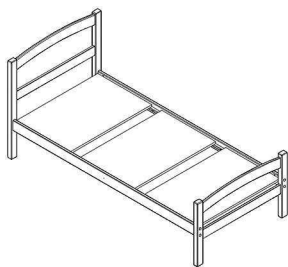
M01 Natural Maple

M30 Cinnamon Noche Maple

M50 Chestnut Maple

M60 Cocoa Maple





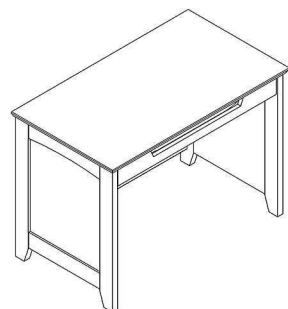
GSA Approved | 71-204

Tip: mattress sizes- Twin 36x80, Full 54x80, Queen 60x80

**Standard includes:**

- Solid hardwood posts and rails
- Species: **K** Oak or **M** Maple
- Deck: 3-piece wood
- Shipped ready to assemble

| Part Number  | Description   | D" x W" x H" | Price   |
|--------------|---|--------------|---------|
| 60BE3W4084-K | SHAKER (RH60), Bed, 3-Piece Deck, Twin-Sized for a 36x80 Mattress   | 40 x 84 x 37 | \$880   |
| 60BE3W4084-M | SHAKER (RH60), Bed, 3-Piece Deck, Twin -Sized for a 36x80 Mattress  | 40 x 84 x 37 | \$940   |
| 60BE3W5884-K | SHAKER (RH60), Bed, 3-Piece Deck, Full -Sized for a 54x80 Mattress  | 58 x 84 x 37 | \$1,242 |
| 60BE3W5884-M | SHAKER (RH60), Bed, 3-Piece Deck, Full-Sized for a 54x80 Mattress   | 58 x 84 x 37 | \$1,242 |
| 60BE3W6484-K | SHAKER (RH60), Bed, 3-Piece Deck, Queen -Sized for a 60x80 Mattress | 64 x 84 x 37 | \$1,309 |
| 60BE3W6484-M | SHAKER (RH60), Bed, 3-Piece Deck, Queen -Sized for a 60x80 Mattress | 64 x 84 x 37 | \$1,373 |

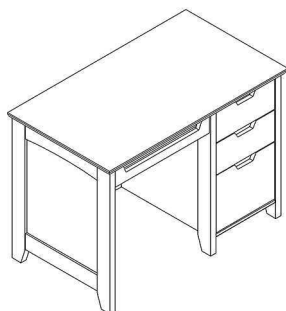


GSA Approved | 71-204

**Standard includes:**

- Desk case: solid hardwood with veneer plywood panels
- Worksurface: laminate with solid wood edges
- Drawer front: solid wood
- Combination computer/ pencil drawer with 3/4 extension epoxy coated drawer slides, if selected
- 3/4 height back panel
- Dry-fit construction
- Shipped assembled

| Part Number | Description  | D" x W" x H" | Price   |
|-------------|--|--------------|---------|
| 60DEAZ42-Y  | SHAKER (RH60), Desk, Slab Leg                                | 24 x 42 x 30 | \$973   |
| 60DEAZ48-Y  | SHAKER (RH60), Desk, Slab Leg                                | 24 x 48 x 30 | \$1,002 |
| 60DEBD42-Y  | SHAKER (RH60), Desk, Slab Leg, Full Width Combination Drawer | 24 x 42 x 30 | \$1,242 |
| 60DEBD48-Y  | SHAKER (RH60), Desk, Slab Leg, Full Width Combination Drawer | 24 x 48 x 30 | \$1,300 |

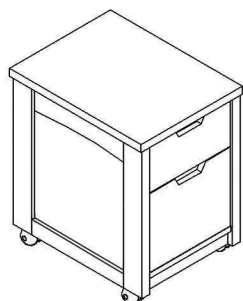


GSA Approved | 71-204

**Standard includes:**

- Desk case: solid hardwood with veneer plywood panels
- Worksurface: laminate with solid wood edges
- Drawer fronts: solid wood
- Box/ Box/ File
- 3/4 extension epoxy coated drawer slides
- Integral pulls
- Dry-fit construction
- Shipped assembled

| Part Number | Description   | D" x W" x H" | Price   |
|-------------|---|--------------|---------|
| 60DEBG42-Y  | SHAKER (RH60), Desk, Slab Leg, BBF                  | 24 x 42 x 30 | \$1,454 |
| 60DEBG48-Y  | SHAKER (RH60), Desk, Slab Leg, BBF                  | 24 x 48 x 30 | \$1,483 |
| 60DEBK42-Y  | SHAKER (RH60), Desk, Slab Leg, BBF, Computer Drawer | 24 x 42 x 30 | \$1,580 |
| 60DEBK48-Y  | SHAKER (RH60), Desk, Slab Leg, BBF, Computer Drawer | 24 x 48 x 30 | \$1,628 |



GSA Approved | 71-204

**Standard includes:**

- Case: solid hardwood with veneer plywood panels
- Top: laminate with solid wood edges
- Drawer fronts: solid wood
- Box/ File
- 3/4 extension epoxy coated drawer slides
- Integral pulls
- Casters, non-locking: black plastic
- Dry-fit construction
- Shipped assembled

| Part Number | Description                                 | D" x W" x H" | Price |
|-------------|---|--------------|-------|
| 60PE1X22-Y  | SHAKER (RH60), Mobile Pedestal, BF, Casters | 22 x 16 x 28 | \$878 |



GSA Approved | 71-204

**Standard includes:**

- Case: solid hardwood with veneer plywood panels
- Top: laminate with solid wood edges
- Drawer fronts: solid wood
- Species: **K** Oak or **M** Maple
- Box/ File or Box/ Box/ File configuration
- 3/4 extension nylon drawer slides
- Integral pulls
- Dry-fit construction
- Shipped assembled

| Part Number | Description                          | D" x W" x H" | Price |
|-------------|--------------------------------------|--------------|-------|
| 60PEM122-Y  | SHAKER (RH60), Movable Pedestal, BF  | 22 x 16 x 25 | \$838 |
| 60PEM322-Y  | SHAKER (RH60), Movable Pedestal, BBF | 22 x 16 x 28 | \$864 |

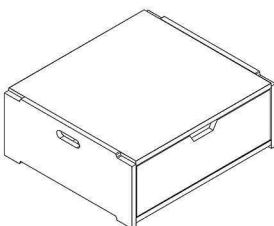


GSA Approved | 71-204

**Standard includes:**

- Case: solid hardwood with veneer plywood panels
- Top: laminate with solid wood edges
- Drawer fronts: solid wood
- 3/4 extension epoxy coated drawer slides
- Integral pulls
- Dry-fit construction
- Shipped assembled

| Part Number | Description                    | D" x W" x H" | Price   |
|-------------|--------------------------------|--------------|---------|
| 60DR3X30-Y  | SHAKER (RH60), Chest, 3-Drawer | 24 x 30 x 30 | \$1,283 |
| 60DR4X30-Y  | SHAKER (RH60), Chest, 4-Drawer | 24 x 30 x 38 | \$1,542 |
| 60DR6X30-Y  | SHAKER (RH60), Chest, 6-Drawer | 24 x 30 x 46 | \$2,283 |

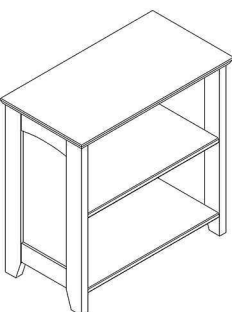


GSA Approved | 71-204

**Standard includes:**

- Case: solid hardwood
- Top: laminate with matching PVC edge band
- Nest or stack 5-high
- Integrated safety connector clip at rear
- 3/4 extension epoxy coated drawer slides
- Integral pull
- Dry-fit construction
- Shipped assembled

| Part Number | Description                          | D" x W" x H" | Price |
|-------------|--------------------------------------|--------------|-------|
| 60DR1A26-Y  | SHAKER (RH60), Single Drawer Stacker | 24 x 26 x 10 | \$466 |



GSA Approved | 71-204

**Standard includes:**

- Case: solid hardwood with veneer plywood panels
- Top: laminate with solid wood edges
- Adjustable shelf
- Dry-fit construction
- Shipped assembled

| Part Number  | Description                      | D" x W" x H" | Price |
|--------------|----------------------------------|--------------|-------|
| 60BK1S1230-Y | SHAKER (RH60), Bookcase, 1-Shelf | 12 x 30 x 30 | \$657 |
| 60BK1S1236-Y | SHAKER (RH60), Bookcase, 1-Shelf | 12 x 36 x 30 | \$690 |
| 60BK1S1630-Y | SHAKER (RH60), Bookcase, 1-Shelf | 16 x 30 x 30 | \$673 |
| 60BK1S1636-Y | SHAKER (RH60), Bookcase, 1-Shelf | 16 x 36 x 30 | \$707 |



RT LONDON®

Quality products. Dedicated service.

1.877.613.2012 | www.rtlondon.com

©2013

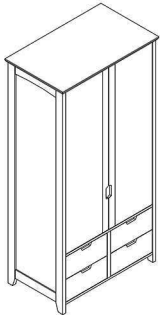


GSA Approved | 71-204

**Standard includes:**

- Case: solid hardwood with veneer plywood panels
- Top: laminate with solid wood edges
- Drawer front: solid wood
- 3/4 extension epoxy coated drawer slides
- Integral pull
- Dry-fit construction
- Shipped assembled

| Part Number | Description                          | D" x W" x H" | Price |
|-------------|--------------------------------------|--------------|-------|
| 60NS1D19-Y  | SHAKER (RH60), Night Stand, 1-Drawer | 21 x 19 x 26 | \$719 |



GSA Approved | 71-204

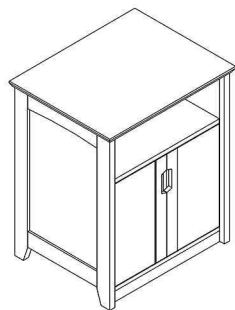
**Standard includes:**

- Case: solid hardwood with veneer plywood panels
- Top: plywood with solid wood edges
- Drawer fronts: solid wood
- Drawers have 3/4 extension epoxy coated slides, if specified
- Closet rod
- Hook on inside of door
- Integral pulls
- Dry-fit construction
- Shipped assembled

**Options available:**

- Mirror
- Tower bar

| Part Number | Description   | D" x W" x H" | Price   | Mirror | TwlBar |
|-------------|---|--------------|---------|--------|--------|
| 60VAAI42-Y  | SHAKER (RH60), Wardrobe, Closet Rod, Hook, 4-Drawer Split | 24 x 42 x 74 | \$3,695 | +\$50  | +\$88  |
| 60VABP36-Y  | SHAKER (RH60), Wardrobe, Closet Rod, Hook, 2 Door         | 24 x 36 x 74 | \$2,657 | +\$50  | +\$88  |

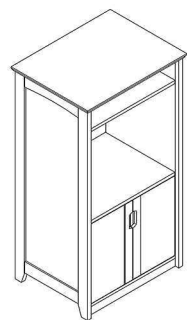


GSA Approved | 71-204

**Standard includes:**

- Case: solid hardwood with veneer plywood panels
- Top: laminate with solid wood edges
- Door fronts: solid wood
- Open shelf with cable management grommet in back panel
- Adjustable shelf behind doors
- Integral pulls
- Dry-fit construction
- Shipped assembled

| Part Number | Description                                   | D" x W" x H" | Price   |
|-------------|---|--------------|---------|
| 60TVT136-Y  | SHAKER (RH60), Media Stand, 2 Door, DVD Shelf | 25 x 36 x 30 | \$1,480 |



GSA Approved | 71-204

**Standard includes:**

- Case: solid hardwood with veneer plywood panels
- Top: plywood with solid wood edges
- Door fronts: solid wood
- Slim shelf at top with cable management grommet in back
- Fixed height TV shelf with cable management grommet in back
- Adjustable shelf behind doors
- Integral pulls
- Dry-fit construction
- Shipped assembled

| Part Number | Description   | D" x W" x H" | Price   |
|-------------|---|--------------|---------|
| 60TVE136-Y  | SHAKER (RH60), Entertainment Center, Fixed Shelf, 2 Doors | 24 x 36 x 60 | \$2,195 |

With an extensive product line that covers bedroom, living spaces, office and more, Westwood offers stylish storage with a clean design. The classic beauty of solid wood construction provides strength and style for any room setting.



### Features

#### Bed

##### Construction

Solid hardwood posts with veneer plywood panels and rails with matching PVC edge band.

##### Sizes

Available in king, queen, full and twin.



##### Bed deck.

3-piece wood deck is at fixed height.

##### Platform style bed

Designed to be used with mattress and no box spring to provide a low profile appearance.

#### Desk

##### Construction

Glue and dowel assembly

Solid hardwood frame with laminate top and matching wood edge band



## Features

---

### Pedestal

#### Construction

Glue and dowel assembly

$\frac{3}{4}$ " hardwood veneer panel insets with solid hardwood frame and a laminate top with matching wood edge band.

Drawers have removable,  $\frac{3}{4}$ " hardwood veneer fronts with matching PVC edge band;  $\frac{1}{2}$ " veneer plywood sides;  $\frac{1}{4}$ " bottom with waterproof vinyl face; Dove-tail or glue and dowel joinery; and open to their full depth.



#### Height.

At 30" high, the pedestal aligns with the work surface height of desk providing more work space.

#### Box/ Box/ File drawers.

Have black metal pulls and full extension steel ball bearing slides.

---

### Nightstand

#### Construction

Glue and dowel assembly

$\frac{3}{4}$ " hardwood veneer panel insets with solid hardwood frame and a laminate top with matching wood edge band.

Drawers have removable,  $\frac{3}{4}$ " hardwood veneer fronts with matching PVC edge band;  $\frac{1}{2}$ " veneer plywood sides;  $\frac{1}{4}$ " bottom with waterproof vinyl face; Dove-tail or glue and dowel joinery; and open to their full depth.



#### Drawers.

Have black metal pulls, full extension steel ball bearing slides.

#### Configurations

Available with 1- or 2-drawers.

## Features

### Chest

#### Construction

Glue and dowel assembly

$\frac{3}{4}$ " hardwood veneer panel insets with solid hardwood frame laminate top with matching wood edge band

Drawers have removable,  $\frac{3}{4}$ " hardwood veneer fronts with matching PVC edge band;  $\frac{1}{2}$ " veneer plywood sides;  $\frac{1}{4}$ " bottom with waterproof vinyl face; Dove-tail or glue and dowel joinery; and open to their full depth.



#### Drawers.

Have black metal pulls and full extension steel ball bearing slides.

#### Configurations.

Available with 3- and 6-drawers. A 3-drawer chest with media shelf is also available.

### Wardrobe

#### Construction

Glue and dowel assembly

$\frac{3}{4}$ " hardwood veneer panel insets with solid hardwood frame.

Drawers have removable,  $\frac{3}{4}$ " hardwood veneer fronts with matching PVC edge band;  $\frac{1}{2}$ " veneer plywood sides;  $\frac{1}{4}$ " bottom with waterproof vinyl face; Dove-tail or glue and dowel joinery; and open to their full depth.



#### Grommets.

One located in back for cable management.

#### Pulls.

Doors and drawers have black metal pulls.

#### Drawers.

Have full extension steel ball bearing slides.

#### Leveler glides.

Adjustable to accommodate uneven floors.



## Features

---

### Bookcase

#### Construction

Glue and dowel assembly

¾" hardwood veneer panel insets with solid hardwood frame.



#### Configurations

3-, 4- or 5-high units.

#### Cable management.

Fixed shelves have cutouts at back to allow cables to be managed vertically and stay organized. Cable grommet egress at back manages cables to exterior.

---

### Media Storage

#### Construction

Glue and dowel assembly

¾" hardwood veneer panel insets with hardwood frame and a laminate top with matching wood edge band.

Drawers have removable, ¾" hardwood veneer fronts with matching PVC edge band; ½" veneer plywood sides; ¼" bottom with waterproof vinyl face; Dove-tail or glue and dowel joinery; and open to their full depth.



#### Configurations

Available with or without doors.

#### Drawers.

Have black metal pulls and full extension steel ball bearing slides.

#### Interior.

Doors are optional. Adjustable shelf with cable management grommet in back.

## Features

---

### Tables

#### Construction

Glue and dowel assembly

Solid hardwood frame with laminate top and matching wood edge band



#### Choices

Collection includes a dining table and matching end, coffee and sofa occasional tables.

---

### Luggage Bench

#### Construction

Upholstered cushion with solid hardwood legs.



## Statement of Line

---



Bed



Desk



Chest



Six Drawer Chest



Wardrobe



Bookcase



Pedestal



Nightstand



Media Storage



Bench



Sofa Table



Coffee Table



End Table

## Configurations



## How to Specify

---

|          |                      |            |           |
|----------|----------------------|------------|-----------|
| Example. | 1. Model Number/Size | 2. Species | 3. Finish |
|          | <b>WWDR3X32</b>      | <b>M</b>   | <b>01</b> |

Step 1. Identify the Part Number from the succeeding product price pages.

Step 2. Select the Species:  
**M** Maple

Step 3. Choose the Finish:  
**01** Natural  
**30** Cinnamon Noche  
**60** Cocoa



GSA Approved | 71-204

Tip: mattress sizes- Twin 39x80, Full 54x80, Queen 60x80, King 78x80

**Standard includes:**

- Bed: solid wood posts with veneer plywood panels and rails: Maple
- Platform style bed
- Deck: 3-piece wood
- Shipped ready to assemble

| Part Number  | Description                                     | D" x W" x H" | Price   |
|--------------|---|--------------|---------|
| WWBE3E4083-M | WESTWOOD, Bed, Twin-Sized for a 36x80 Mattress  | 40 x 83 x 41 | \$1,135 |
| WWBE3E5883-M | WESTWOOD, Bed, Full-Sized for a 54x80 Mattress  | 58 x 83 x 41 | \$1,509 |
| WWBE3E6483-M | WESTWOOD, Bed, Queen-Sized for a 60x80 Mattress | 64 x 83 x 41 | \$1,704 |
| WWBE3E8283-M | WESTWOOD, Bed, King -Sized for a 78x80 Mattress | 82 x 83 x 41 | \$2,276 |



GSA Approved | 71-204

**Standard includes:**

- Headboard: solid wood posts with veneer plywood panels and rails: Maple
- Mounts on wall

| Part Number  | Description                             | D" x W" x H" | Price |
|--------------|---|--------------|-------|
| WWHBDX0340-M | WESTWOOD, Twin Headboard, Wall Mounted  | 40 x 3 x 41  | \$517 |
| WWHBDX0358-M | WESTWOOD, Full Headboard, Wall Mounted  | 58 x 3 x 41  | \$579 |
| WWHBDX0364-M | WESTWOOD, Queen Headboard, Wall Mounted | 64 x 3 x 41  | \$669 |
| WWHBDX0382-M | WESTWOOD, King Headboard, Wall Mounted  | 82 x 3 x 41  | \$777 |



GSA Approved | 71-204

**Standard includes:**

- Frame: solid hardwood: Maple
- Worksurface: laminate with matching PVC edge band
- Shipped assembled

| Part Number  | Description                  | D" x W" x H" | Price   |
|--------------|------------------------------|--------------|---------|
| WWDEAA2444-M | WESTWOOD, Desk, Laminate Top | 24 x 44 x 30 | \$1,200 |



GSA Approved | 71-204

**Standard includes:**

- Case: solid hardwood frame with veneer panel inserts: Maple
- Top: laminate with PVC edge band
- Box/ Box/ File
- Full extension steel ball bearing slides
- Black metal pulls
- Shipped assembled

| Part Number | Description                     | D" x W" x H" | Price   |
|-------------|---------------------------------|--------------|---------|
| WWPEM323-M  | WESTWOOD, Movable Pedestal, BBF | 23 x 18 x 30 | \$1,195 |



GSA Approved | 71-204

**Standard includes:**

- Case: solid hardwood frame with veneer panel inserts: Maple
- Top: laminate with matching PVC edge band
- Full extension steel ball bearing slides
- Black metal pulls
- Shipped assembled

| Part Number | Description                     | D" x W" x H" | Price   |
|-------------|---------------------------------|--------------|---------|
| WWNS1D18-M  | WESTWOOD, Night Stand, 1-Drawer | 23 x 18 x 24 | \$1,035 |
| WWNS2D18-M  | WESTWOOD, Night Stand, 2-Drawer | 23 x 18 x 24 | \$1,169 |



GSA Approved | 71-204

**Standard includes:**

- Case: solid hardwood frame with veneer panel inserts: Maple
- Top: laminate with matching PVC edge band
- Full extension steel ball bearing slides
- Black metal pulls
- Shipped assembled

| Part Number | Description                                | D" x W" x H" | Price   |
|-------------|--|--------------|---------|
| WWDR3X32-M  | WESTWOOD, Chest, 3-Drawer                  | 23 x 32 x 34 | \$1,350 |
| WWDR6X60-M  | WESTWOOD, Chest, 6-Drawer                  | 23 x 60 x 34 | \$2,207 |
| WWVT332-M   | WESTWOOD, Chest, 3-Drawer with Media Shelf | 23 x 32 x 42 | \$1,755 |



GSA Approved | 71-204

**Standard includes:**

- Solid hardwood frame with veneer: Maple
- Full extension steel ball bearing slides
- Black metal pulls
- Cable management grommet in back
- Coat rod: chrome
- Shipped assembled

| Part Number | Description                          | D" x W" x H" | Price   |
|-------------|--------------------------------------|--------------|---------|
| WWWACG38-M  | WESTWOOD, Wardrobe, 2 Door, 2-Drawer | 23 x 38 x 72 | \$2,540 |



GSA Approved | 71-204

**Standard includes:**

- Case: solid hardwood frame with veneer panel inserts: Maple
- Shelves: wood veneer with matching PVC edge band
- Fixed shelves
- Cutouts for cable management
- Shipped assembled

| Part Number | Description                        | D" x W" x H" | Price   |
|-------------|------------------------------------|--------------|---------|
| WWBK4S27-M  | WESTWOOD, Bookcase, 4-Shelf, 27" w | 17 x 27 x 60 | \$1,395 |
| WWBK5S27-M  | WESTWOOD, Bookcase, 5-Shelf, 27" w | 17 x 27 x 72 | \$1,638 |



GSA Approved | 71-204

**Standard includes:**

- Case: solid hardwood frame with veneer panel inserts: Maple
- Top: laminate with matching PVC edge band
- Four drawers with full extension steel ball bearing slides
- Adjustable shelf in middle with cable management cutout, with or without door
- Black metal pulls
- Shipped assembled

| Part Number | Description                              | D" x W" x H" | Price   |
|-------------|--|--------------|---------|
| WWMC2D60-M  | WESTWOOD, Media Storage, 4-Drawer        | 23 x 60 x 24 | \$2,026 |
| WWMC4D60-M  | WESTWOOD, Media Storage, 2 Door/4-Drawer | 23 x 60 x 24 | \$2,085 |



GSA Approved | 71-204

**Standard includes:**

- Frame: solid hardwood: Maple
- Top: laminate with matching PVC edge band
- Shipped assembled

| Part Number  | Description            | D" x W" x H" | Price   |
|--------------|------------------------|--------------|---------|
| WWTB1X2323-M | WESTWOOD, End Table    | 23 x 23 x 22 | \$852   |
| WWTB1X2348-M | WESTWOOD, Coffee Table | 23 x 48 x 16 | \$1,180 |



GSA Approved | 71-204

**Standard includes:**

- Frame: solid hardwood: Maple
- Top: laminate with matching PVC edge band
- Shipped assembled

| Part Number  | Description          | D" x W" x H" | Price   |
|--------------|----------------------|--------------|---------|
| WWTB1X1544-M | WESTWOOD, Sofa Table | 15 x 44 x 30 | \$1,376 |



GSA Approved | 71-204

**Standard includes:**

- Solid hardwood legs: Maple
- Upholstered cushion: base grade fabric
- Shipped assembled

**Options available:**

- Please call for pricing on Price Grade 4 fabric and above

| Part Number | Description     | D" x W" x H" | Price   |
|-------------|-----------------|--------------|---------|
| WWBN1X44-M  | WESTWOOD, Bench | 22 x 44 x 18 | \$1,138 |

A new perspective on room solutions with a progressive look. Essix blends form and function to the advantage of the user, offering ample storage options with an aesthetic that will set you apart.



## Features

### Bed

#### Construction

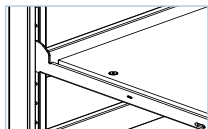
Extruded aluminum posts with  $\frac{3}{4}$ " hardwood veneer rails and matching PVC edge band. Metal-to-metal connections (no glue) for durability and simple field replacement.

#### Bunk and loft.

Integrated stacking coupler at each post provides a secure and safe, patented connection that uses no pins.

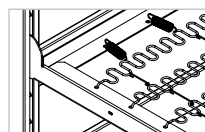
#### One-piece metal side rail.

For strength and finished look. No welds, rivets or joints. The gussets are inverted to prevent potential drawer interference, maximize space under the bed and provide a clean aesthetic.



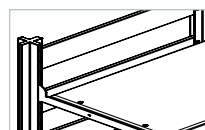
#### Height adjustable.

Patented one-piece steel pin channel allows bed deck height to be adjusted in 11 positions without tools on the twin bed. The pin channel also accommodates hang-on accessories.



#### Interchangeable bed decks.

Wood and spring decks on twin bed are universal and can be used with any of our five bed solutions-providing a long-term sustainable investment. See Bed Story section for additional information.



#### Height adjustable.

Patented one-piece steel pin channel allows bed deck height to be adjusted in 7 positions without tools on full size bed.

#### Bed deck.

3-piece wood. Twin is also available with a spring deck.


#### Optional decorative side rail.

Can be used with twin or full bed.

#### Residential aesthetic

Headboard and footboard have solid panels. The headboard is taller than the footboard to provide a more residential look and feel. Available in a full and twin.

#### One-piece metal side rail.





## Features

### Reversible Desk

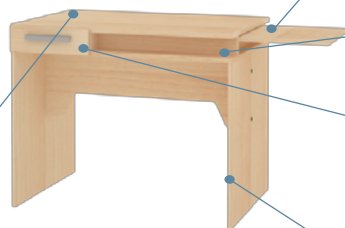
#### Construction

Glue and dowel assembly

¾" laminate worksurface with matching PVC edge band. ¾" hardwood veneer plywood or laminate with engineered wood core for the case and slab legs.

#### Larger work space.

The worksurface is 28" deep to provide more work area to accommodate technology, tools and group collaboration.



#### Pull out reference shelf.

Provides additional space for materials.

#### Accessory ledge.

Keeps small items at hand.

#### Removable drawer.

Can be removed and repositioned on the back to make the desk reversible.

#### Leg support choices.

Full end panel slab legs or 4-steel post legs in silver powder coat are available.

### Desk

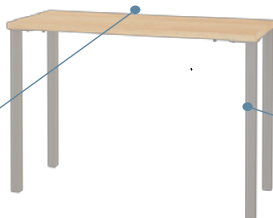
#### Construction

Glue and dowel assembly

1" laminate worksurface with matching PVC edge band. ¾" hardwood veneer plywood or laminate with engineered wood core for the slab legs.

#### Optional desk height power.

Integrated power in desk top provides easy access to power. Includes 1 power outlets and 2 USB charging ports. USB port will charge smartphones, iPods, iPads, e-book readers etc.



#### Configurations

Box/Box/File pedestal is available with slab legs.

#### Optional pencil drawer

Keeps supplies organized and within reach. Only available on slab leg desk.

#### Leg support choices.

Full end panel slab legs or 4-steel post legs in silver powder coat are available.

## Features

### Organizer and Storage Hutch

#### Construction

Glue and dowel assembly

¾" hardwood veneer plywood or laminate with engineered wood core with matching PVC edge band.

#### Extended back and side panels.

Keep items from falling off and damaging walls.

#### Optional tack board.

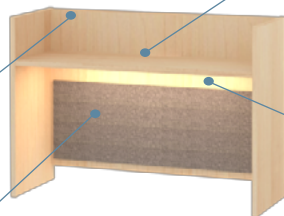
Provides a place to display personal items.

#### Cable management.

Cable pass-through at bottom of back panel and egress grommet below shelf allow cables to be routed out back. Cutout at shelf allows vertical wire management.

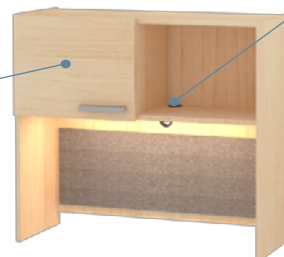
#### Task light option.

Mounts in recessed area beneath shelf. Choice of fluorescent or energy efficient LED.



#### Optional door.

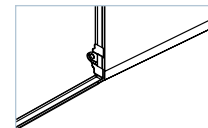
Aluminum bar pull on door, if specified.



#### Cable management.

Cable management throughout. Allows cables to be managed neatly within and out of unit.

#### Optional Hasp Lock



Available on door. Use with own padlock to provide additional security.

### Mobile Pedestal

#### Construction

Glue and dowel assembly

¾" hardwood veneer plywood or laminate with engineered wood core with matching PVC edge band.

Drawers have ¾" veneer plywood or laminate removable front, ½" veneer plywood sides and ¼" bottom with waterproof vinyl face; dove-tail or glue and dowel joinery; and open to ¾ of their depth.

#### Box/ File drawers.

Have aluminum bar pulls and ¾ extension epoxy coated drawer slides.

#### Casters.

Allow for mobility. Mobile pedestal fits under desk or can be moved wherever storage is needed.

#### Laminate top.

Desk-height pedestals have a laminate top that aligns with the height of the desk to expand the work space.

#### Cable management.

Grommet in back of unit to allow cables to be managed out the back.



#### Configurations.

Several different styles are available to support storage needs.

#### Optional low-profile casters.

have internal glide that can be engaged to keep furniture stationary.

## Features

### Chest

#### Construction

Glue and dowel assembly

$\frac{3}{4}$ " hardwood veneer plywood or laminate with engineered wood core with matching PVC edge band.

Drawers have  $\frac{3}{4}$ " veneer plywood or laminate removable front,  $\frac{1}{2}$ " veneer plywood sides and  $\frac{1}{4}$ " bottom with waterproof vinyl face; dove-tail or glue and dowel joinery; and open to  $\frac{3}{4}$  of its depth.



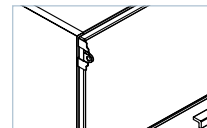
#### Drawers.

Large, deep drawers have aluminum bar pulls and  $\frac{3}{4}$ " extension epoxy coated slides.

#### Optional low-profile casters.

have internal glide that can be engaged to keep furniture stationary.

#### Optional Hasp Lock



Available on top drawer only. Use with own padlock to provide additional security.

#### Laminate top.

Desk-height chests have a laminate top that aligns with the height of the desk to expand work space.



#### Configurations.

2- and 3-drawer styles are available to support storage needs.

#### Optional low-profile casters

have internal glide that can be engaged to keep furniture stationary.

### Media Cabinet

#### Construction

Glue and dowel assembly

1" laminate worksurface with matching PVC edge band.  $\frac{3}{4}$ " hardwood veneer plywood or laminate with engineered wood core with matching PVC edge band.



#### Cable management.

Unit allows cables to be neatly managed throughout and out the back of the unit.

#### Pulls.

Doors have aluminum bar pull.

## Features

---

### Single Drawer Storage

#### Construction

Glue and dowel assembly

$\frac{3}{4}$ " hardwood veneer plywood or laminate with engineered wood core with matching PVC edge band.

Drawers have  $\frac{3}{4}$ " veneer plywood or laminate removable front,  $\frac{1}{2}$ " veneer plywood sides and  $\frac{1}{4}$ " bottom with waterproof vinyl face; dove-tail or glue and dowel joinery; and open to  $\frac{3}{4}$  of its depth.



#### Seat cushion.

Upholstered cushion provides additional seating.

#### Drawer.

Large, deep drawer has aluminum bar pull and  $\frac{3}{4}$  extension epoxy coated slides.



#### Slim shelf.

Full width slim shelf has cable management grommet in back to support gaming and media components.

### Stacking Drawer

#### Construction

Glue and dowel assembly

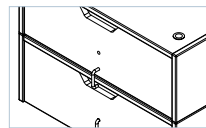
$\frac{3}{4}$ " hardwood veneer plywood or laminate with engineered wood core with matching PVC edge band.

Drawers have  $\frac{3}{4}$ " veneer plywood or laminate removable front,  $\frac{1}{2}$ " veneer plywood sides and  $\frac{1}{4}$ " bottom with waterproof vinyl face; dove-tail or glue and dowel joinery; and open to  $\frac{3}{4}$  of its depth.



#### Integrated connector clip.

Located on the back side to link units when stacked.



#### Drawer.

Large, deep drawer has aluminum bar pull and  $\frac{3}{4}$  extension epoxy coated slides.

#### Stack or nest

Can be used side-by-side beneath bed or stack 4-high.

## Features

### Box Storage Units

#### Construction

Glue and dowel assembly

$\frac{3}{4}$ " hardwood veneer  
plywood or laminate with  
engineered wood core with  
matching PVC edge band.

#### Slim shelf.

Full width slim shelf has  
cable management  
grommet in back.

#### Cubbies.

Choose from 4-, 5-, 6- or  
10-cubbies. Fixed shelves  
with cutouts at back of all  
shelves allow cables to be  
managed vertically and keep  
things neat.



#### Design

Components align  
dimensionally across  
fronts to provide a clean,  
consistent visual. Pieces  
are designed to work  
individually or together to  
create a custom storage or  
media wall. When used for  
in-between spaces, it  
defines an intimate space  
for meeting and  
collaborating.

#### Doors optional.

4- and 10-box storage units  
have optional doors with  
aluminum bar pulls.

### Wardrobe

#### Construction

Glue and dowel assembly

$\frac{3}{4}$ " hardwood veneer  
plywood or laminate with  
engineered wood core with  
matching PVC edge band.


Drawers have  $\frac{3}{4}$ " veneer  
plywood or laminate  
removable front,  $\frac{1}{2}$ " veneer  
plywood sides and  
 $\frac{1}{4}$ " bottom with waterproof  
vinyl face; dove-tail or ligue  
and dowel joinery; and  
open to  $\frac{3}{4}$  of its depth.

#### Grommets.

Three located in back for  
cable management.

#### Leveler glides.

Four adjustable glides  
accommodate uneven  
floors.



#### Configurations

Available with 2-doors, or  
2-doors with 2-drawers.  
Single door, 24" wide units  
are also available with left  
and right hinged doors

#### Interior.

Coat rod and coat hook.  
2-door unit has fixed shelf  
above coat rod.

#### Pulls.

Doors and drawers have  
aluminum bar pulls.

#### Drawers.

Large, deep drawers have  $\frac{3}{4}$   
extension epoxy coated slides.

#### Options.

Hasp lock available on 2-drawer  
unit. See Chest feature section  
for additional details.

#### Optional low-profile casters

have internal glide that can  
be engaged to keep furniture  
stationary.

## Statement of Line



Adjustable Height Bed\*



Full Bed



Bed with Loft Kit\*  
and Guard Rail



Desk with  
Organizer



Single Drawer  
with Cushion



Single Drawer Stacker,  
stack or side-by-side



Chest



Media Center



Pedestal



Box Storage



Wardrobe



Wardrobe



Accessory-\*  
Box Shelf



Integrated Desk-Height  
Power




Accessory-\*  
Clip-on Shelf

Product not shown: Mobile Pedestal, Storage Hutch

\*Note: for pricing and information on our bed solutions, please refer to the Bed Story section of the Price Book.

## Configurations



## How to Specify

---

Example.    1. Model Number/Size    2. Species and Finish

**EXOR1A42**    **YM60**

Step 1.    Identify the Part Number from the succeeding product price pages.

Step 2.    For wood casegoods, select the species and finish:

**Y**    Veneer on Plywood

K02    Light Oak

K40    Medium Oak

M01    Natural Maple

M30    Cinnamon Noche Maple

M50    Chestnut Maple

M60    Cocoa Maple

For laminate casegoods, select laminate and the finish:

**L**    Laminate

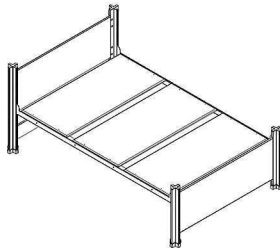
A4    Natural Maple

A6    Cinnamon Noche Maple

A8    Cocoa Maple

B3    Latte

B8    Chestnut



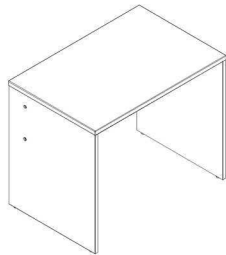
Open Market

Tip: see Bed Story Section for additional bed solutions and accessories.

**Standard includes:**

- Extruded aluminum posts
- Material : **Y** Veneer plywood or **L** Laminate headboard/footboard with matching PVC edge band
- One-piece steel side rails: black
- 7 deck heights with steel pin channel
- Shipped ready to assemble

| Part Number  | Description  | D" x W" x H" | Price   |
|--------------|--|--------------|---------|
| EXBE3W5485-L | ESSIX, Bed, Full, 3-Piece Wood Deck, Sized For 54x80 Mattress  | 56 × 89 × 38 | \$1,260 |
| EXBE3W5485-Y | ESSIX, Bed, Full, 3-Piece Wood Deck, Sized For 54x80 Mattress  | 56 × 89 × 38 | \$1,310 |
| EXBERS3885-L | ESSIX, Bed, Twin, One-piece Head/footboard, Lower Footboard, Spring Deck, Sized For 36x80 Mattress       | 39 × 89 × 38 | \$899   |
| EXBERS3885-Y | ESSIX, Bed, Twin, One-piece Head/footboard, Lower Footboard, Spring Deck, Sized For 36x80 Mattress       | 39 × 89 × 38 | \$924   |
| EXBERW3885-L | ESSIX, Bed, Twin, One-piece Head/footboard, Lower Footboard, 3-Piece Wood Deck, Sized For 36x80 Mattress | 39 × 89 × 38 | \$849   |
| EXBERW3885-Y | ESSIX, Bed, Twin, One-piece Head/footboard, Lower Footboard, 3-Piece Wood Deck, Sized For 36x80 Mattress | 39 × 89 × 38 | \$874   |



GSA Approved | 71-204

**Standard includes:**

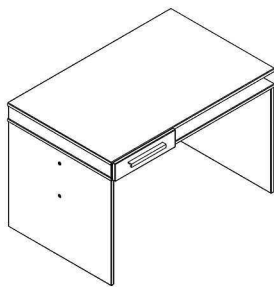
- Case: veneer plywood or laminate with matching PVC edge band
- Worksurface: laminate with matching PVC edge band
- Materials: **Y** Veneer Plywood; **L** Laminate
- 3/4 height back panel
- Pencil drawer available
- Shipped ready to assemble

**Option available:**

- Desk mounted power. Includes 2 power outlets, 4 USB charging ports.

| Part Number | Description                          | D" x W" x H" | Price | Power  |
|-------------|--------------------------------------|--------------|-------|--------|
| EXDEAZ30-L  | ESSIX, Desk, Slab Leg                | 24 × 30 × 29 | \$305 | +\$400 |
| EXDEAZ30-Y  | ESSIX, Desk, Slab Leg                | 24 × 30 × 29 | \$351 | +\$400 |
| EXDEAZ36-L  | ESSIX, Desk, Slab Leg                | 24 × 36 × 29 | \$315 | +\$400 |
| EXDEAZ36-Y  | ESSIX, Desk, Slab Leg                | 24 × 36 × 29 | \$362 |        |
| EXDEAZ44-L  | ESSIX, Desk, Slab Leg                | 24 × 44 × 29 | \$410 |        |
| EXDEAZ44-Y  | ESSIX, Desk, Slab Leg                | 24 × 44 × 29 | \$471 |        |
| EXDEBB30-L  | ESSIX, Desk, Slab Leg, Pencil Drawer | 24 × 30 × 29 | \$385 | +\$400 |
| EXDEBB30-Y  | ESSIX, Desk, Slab Leg, Pencil Drawer | 24 × 30 × 29 | \$431 | +\$400 |
| EXDEBB36-L  | ESSIX, Desk, Slab Leg, Pencil Drawer | 24 × 36 × 29 | \$395 | +\$400 |
| EXDEBB36-Y  | ESSIX, Desk, Slab Leg, Pencil Drawer | 24 × 36 × 29 | \$442 | +\$400 |
| EXDEBB44-L  | ESSIX, Desk, Slab Leg, Pencil Drawer | 24 × 44 × 29 | \$490 | +\$400 |
| EXDEBB44-Y  | ESSIX, Desk, Slab Leg, Pencil Drawer | 24 × 44 × 29 | \$551 | +\$400 |



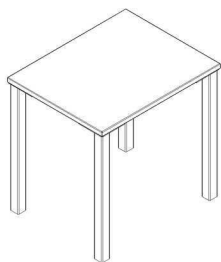


GSA Approved | 71-204

**Standard includes:**

- Case: veneer plywood or laminate with matching PVC edge band
- Worksurface: laminate with matching PVC edge band
- Species: **K** Oak or **M** Maple; **L** Laminate
- Field reversible unit with removable drawer
- Slide out reference shelf
- Pencil ledge
- 3/4 height back panel
- Aluminum bar pull
- Shipped ready to assemble

| Part Number | Description                                   | D" x W" x H" | Price |
|-------------|---|--------------|-------|
| EXDEAX44-L  | ESSIX, Desk, Slab Leg, Reversible Side Drawer | 28 x 44 x 29 | \$661 |
| EXDEAX44-Y  | ESSIX, Desk, Slab Leg, Reversible Side Drawer | 28 x 44 x 29 | \$826 |



GSA Approved | 71-204

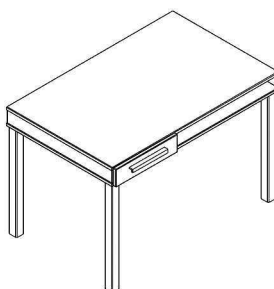
**Standard includes:**

- Worksurface: laminate with matching PVC edge band
- Four steel post legs: silver powder coat
- Shipped ready to assemble

**Option available:**

- Desk mounted power. Includes 2 power outlets, 4 USB charging ports.

| Part Number | Description            | D" x W" x H" | Price | Power  |
|-------------|------------------------|--------------|-------|--------|
| EXDEDJ30-L  | ESSIX, Desk, Metal Leg | 24 x 30 x 29 | \$350 | +\$400 |
| EXDEDJ30-Y  | ESSIX, Desk, Metal Leg | 24 x 30 x 29 | \$350 | +\$400 |
| EXDEDJ36-L  | ESSIX, Desk, Metal Leg | 24 x 36 x 29 | \$381 | +\$400 |
| EXDEDJ36-Y  | ESSIX, Desk, Metal Leg | 24 x 36 x 29 | \$381 | +\$400 |
| EXDEDJ44-L  | ESSIX, Desk, Metal Leg | 24 x 44 x 29 | \$453 | +\$400 |
| EXDEDJ44-Y  | ESSIX, Desk, Metal Leg | 24 x 44 x 29 | \$453 | +\$400 |

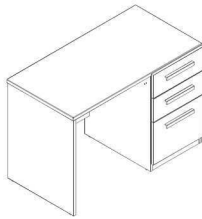


GSA Approved | 71-204

**Standard includes:**

- Case: veneer plywood or laminate with matching edge band
- Worksurface: laminate with matching PVC edge band
- Four steel post legs: silver powder coat
- Material: **Y** Veneer Plywood; **L** Laminate
- Field reversible unit with removable drawer
- Slide out reference shelf
- Pencil ledge
- Aluminum bar pull
- Shipped ready to assemble

| Part Number | Description                                    | D" x W" x H" | Price |
|-------------|--|--------------|-------|
| EXDEDH44-L  | ESSIX, Desk, Metal Leg, Reversible Side Drawer | 28 x 44 x 29 | \$761 |
| EXDEDH44-Y  | ESSIX, Desk, Metal Leg, Reversible Side Drawer | 28 x 44 x 29 | \$842 |



GSA Approved | 71-204

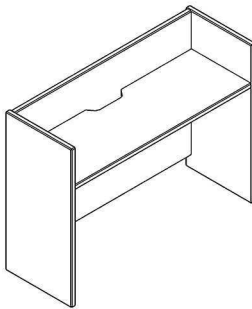
**Standard includes:**

- Case: veneer plywood or laminate with matching PVC edge band
- Worksurface: laminate with matching PVC edge band
- Material: **Y** Plywood Veneer; **L** Laminate
- 3/4 height back panel
- Box/ Box/ File
- 3/4 extension epoxy coated drawer slides
- Aluminum bar pull
- Pencil drawer available
- Shipped assembled

**Option available:**

- Desk mounted power. Includes 2 power outlets, 4 USB charging ports.

| Part Number | Description                                  | D" x W" x H" | Price | Drawer Hasp | Power  |
|-------------|--|--------------|-------|-------------|--------|
| EXDEBG44-L  | ESSIX, Desk, Slab Leg, BBF                   | 24 x 44 x 29 | \$761 | +\$35       | +\$400 |
| EXDEBG44-Y  | ESSIX, Desk, Slab Leg, BBF                   | 24 x 44 x 29 | \$848 | +\$35       | +\$400 |
| EXDEBJ44-L  | ESSIX, Desk, Slab Leg, BBF, Pencil<br>Drawer | 24 x 44 x 29 | \$840 | +\$35       | +\$400 |
| EXDEBJ44-Y  | ESSIX, Desk, Slab Leg, BBF, Pencil<br>Drawer | 24 x 44 x 29 | \$936 | +\$35       | +\$400 |



GSA Approved | 71-204

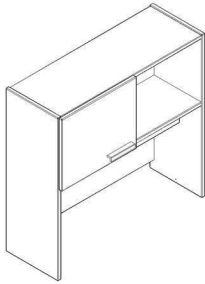
**Standard includes:**

- Veneer plywood or laminate with matching edge band
- Material: **Y** Veneer Plywood; **L** Laminate
- Cable management cutouts
- Fixed shelf
- Shipped assembled

**Options available:**

- Tack board
- Task light: Florescent or LED

| Part Number | Description      | D" x W" x H" | Price | Tack  | Light  | LED    |
|-------------|------------------|--------------|-------|-------|--------|--------|
| EXOR28-L    | ESSIX, Organizer | 12 x 28 x 25 | \$210 | +\$50 | +\$100 | +\$187 |
| EXOR28-Y    | ESSIX, Organizer | 12 x 28 x 25 | \$242 | +\$50 | +\$100 | +\$187 |
| EXOR34-L    | ESSIX, Organizer | 12 x 34 x 25 | \$219 | +\$50 | +\$100 | +\$187 |
| EXOR34-Y    | ESSIX, Organizer | 12 x 34 x 25 | \$252 | +\$50 | +\$100 | +\$187 |
| EXOR42-L    | ESSIX, Organizer | 12 x 42 x 25 | \$209 | +\$50 | +\$100 | +\$187 |
| EXOR42-Y    | ESSIX, Organizer | 12 x 42 x 25 | \$238 | +\$50 | +\$100 | +\$187 |



GSA Approved | 71-204

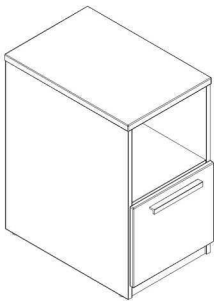
**Standard includes:**

- Veneer plywood or laminate with matching edge band
- Species: **K** Oak or **M** Maple; **L** Laminate
- Cable management integrated throughout
- Fixed shelf
- Open or single door with aluminum bar pull, left
- Shipped assembled

**Options available:**

- Tack board
- Task light: Florescent or LED
- Hasp lock on door

| Part Number | Description                   | D" x W" x H" | Price | Door Hasp | Tack  | Light  | LED    |
|-------------|-------------------------------|--------------|-------|-----------|-------|--------|--------|
| EXHD34-L    | ESSIX, Hutch with Single Door | 12 x 34 x 32 | \$394 | +\$35     | +\$50 | +\$100 | +\$187 |
| EXHD34-Y    | ESSIX, Hutch with Single Door | 12 x 34 x 32 | \$439 | +\$35     | +\$50 | +\$100 | +\$187 |
| EXHD42-L    | ESSIX, Hutch with Single Door | 12 x 42 x 32 | \$415 | +\$35     | +\$50 | +\$100 | +\$187 |
| EXHD42-Y    | ESSIX, Hutch with Single Door | 12 x 42 x 32 | \$462 | +\$35     | +\$50 | +\$100 | +\$187 |
| EXHU34-L    | ESSIX, Open Hutch             | 12 x 34 x 32 | \$368 |           | +\$50 | +\$100 | +\$187 |
| EXHU34-Y    | ESSIX, Open Hutch             | 12 x 34 x 32 | \$410 |           | +\$50 | +\$100 | +\$187 |
| EXHU42-L    | ESSIX, Open Hutch             | 12 x 42 x 32 | \$389 |           | +\$50 | +\$100 | +\$187 |
| EXHU42-Y    | Essix, Open Hutch             | 12 x 42 x 32 | \$433 |           | +\$50 | +\$100 | +\$187 |



GSA Approved | 71-204

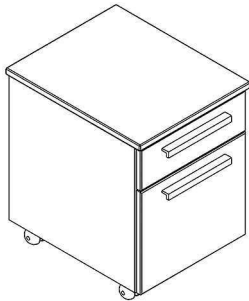
**Standard includes:**

- Case: veneer plywood or laminate with matching PVC edge band
- Top: laminate with matching PVC edge band
- Material: **Y** Veneer Plywood; **L** Laminate
- Fixed shelf
- Cord management grommet
- Shipped assembled

**Option available:**

- Low-profile casters

| Part Number | Description  | D" x W" x H" | Price | Caster1 |
|-------------|--|--------------|-------|---------|
| EXPEM524-L  | ESSIX, Movable Pedestal, File Drawer with Open Shelf | 24 x 16 x 29 | \$420 | +\$90   |
| EXPEM524-Y  | ESSIX, Movable Pedestal, File Drawer with Open Shelf | 24 x 16 x 29 | \$468 | +\$90   |
| EXPEM624-L  | ESSIX, Movable Pedestal, Open                        | 24 x 16 x 29 | \$368 | +\$90   |
| EXPEM624-Y  | ESSIX, Movable Pedestal, Open                        | 24 x 16 x 29 | \$410 | +\$90   |
| EXPEM724-L  | ESSIX, Movable Pedestal, Full Door                   | 24 x 16 x 29 | \$394 | +\$90   |
| EXPEM724-Y  | ESSIX, Movable Pedestal, Full Door                   | 24 x 16 x 29 | \$439 | +\$90   |



GSA Approved | 71-204

**Standard includes:**

- Veneer plywood or laminate with matching PVC edge band
- Material: **Y** Veneer Plywood; **L** Laminate
- Box/ File
- 3/4 extension epoxy coated drawer slides
- Aluminum bar pulls
- Casters- 2 locking, 2 non-locking; black plastic
- Shipped assembled

| Part Number | Description                         | D" x W" x H" | Price |
|-------------|-------------------------------------|--------------|-------|
| EXPE1X19-L  | ESSIX, Mobile Pedestal, BF, Casters | 19 x 16 x 22 | \$466 |
| EXPE1X19-Y  | ESSIX, Mobile Pedestal, BF, Casters | 19 x 16 x 22 | \$533 |



GSA Approved | 71-204

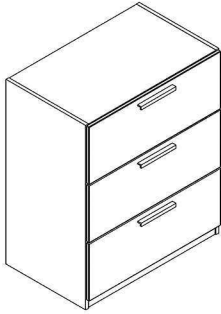
**Standard includes:**

- Case: veneer plywood or laminate with matching PVC edge band
- Top: laminate with matching PVC edge band
- Material: **Y** Veneer Plywood; **L** Laminate
- 3/4 extension epoxy coated slides
- Aluminum bar pulls
- Shipped assembled

**Option available:**

- Hasp lock on top drawer, only
- Low-profile casters

| Part Number | Description                              | D" x W" x H" | Price | Drawer Hasp | Caster1 |
|-------------|--|--------------|-------|-------------|---------|
| EXDR2L30-L  | ESSIX, Chest, 2-Drawer with Open Storage | 24 x 30 x 29 | \$735 | +\$35       | +\$90   |
| EXDR2L30-Y  | ESSIX, Chest, 2-Drawer with Open Storage | 24 x 30 x 29 | \$819 | +\$35       | +\$90   |
| EXDR2L36-L  | ESSIX, Chest, 2-Drawer with Open Storage | 24 x 36 x 29 | \$788 | +\$35       | +\$90   |
| EXDR2L36-Y  | ESSIX, Chest, 2-Drawer with Open Storage | 24 x 36 x 29 | \$878 | +\$35       | +\$90   |
| EXDR2X30-L  | ESSIX, Chest, 2-Drawer                   | 24 x 30 x 29 | \$761 | +\$35       | +\$90   |
| EXDR2X30-Y  | ESSIX, Chest, 2-Drawer                   | 24 x 30 x 29 | \$848 | +\$35       | +\$90   |
| EXDR2X36-L  | ESSIX, Chest, 2-Drawer                   | 24 x 36 x 29 | \$814 | +\$35       | +\$90   |
| EXDR2X36-Y  | ESSIX, Chest, 2-Drawer                   | 24 x 36 x 29 | \$907 | +\$35       | +\$90   |
| EXDR3X30-L  | ESSIX, Chest, 3-Drawer                   | 24 x 30 x 29 | \$814 | +\$35       | +\$90   |
| EXDR3X30-Y  | ESSIX, Chest, 3-Drawer                   | 24 x 30 x 29 | \$907 | +\$35       | +\$90   |
| EXDR3X36-L  | ESSIX, Chest, 3-Drawer                   | 24 x 36 x 29 | \$866 | +\$35       | +\$90   |
| EXDR3X36-Y  | ESSIX, Chest, 3-Drawer                   | 24 x 36 x 29 | \$965 | +\$35       | +\$90   |



GSA Approved | 71-204

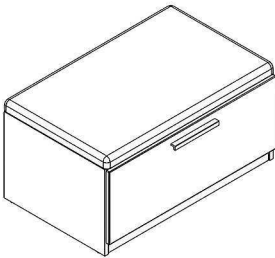
**Standard includes:**

- Veneer plywood or laminate with matching PVC edge band
- Material: **Y** Veneer Plywood; **L** Laminate
- Three deep drawers with 3/4 extension epoxy coated slides
- Aluminum bar pulls
- Shipped assembled

**Option available:**

- Hasp lock on top drawer, only
- Low-profile casters

| Part Number | Description                  | D" x W" x H" | Price   | Drawer Hasp | Caster <sup>1</sup> |
|-------------|------------------------------|--------------|---------|-------------|---------------------|
| EXDR3T36-L  | ESSIX, Chest, 3-Deep Drawers | 22 x 36 x 42 | \$933   | +\$35       | +\$90               |
| EXDR3T36-Y  | ESSIX, Chest, 3-Deep Drawers | 22 x 36 x 42 | \$1,161 | +\$35       | +\$90               |



GSA Approved | 71-204  
COM yardage: 1.25

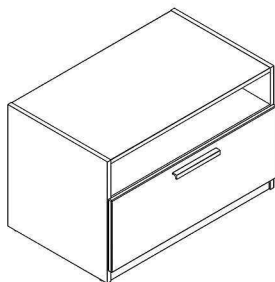
**Standard includes:**

- Veneer plywood or laminate with matching PVC edge band
- Material: **Y** Veneer Plywood; **L** Laminate
- Seat cushion: base grade fabric
- One deep drawer with 3/4 extension epoxy coated slides
- Aluminum bar pull
- Shipped assembled

**Options available:**

- Please call for pricing on Price Grade 4 fabric and above

| Part Number | Description                                  | D" x W" x H" | Price | Grade1 | Grade2 | Grade3 |
|-------------|--|--------------|-------|--------|--------|--------|
| EXDS1B36+L  | ESSIX, Single Drawer Storage W/ Seat Cushion | 22 x 36 x 18 | \$716 | +\$23  | +\$45  | +\$67  |
| EXDS1B36-Y  | ESSIX, Single Drawer Storage W/ Seat Cushion | 22 x 36 x 18 | \$773 | +\$23  | +\$45  | +\$67  |

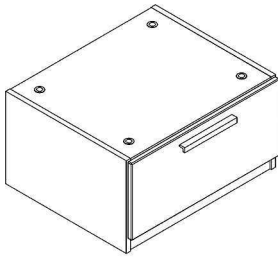


GSA Approved | 71-204

**Standard includes:**

- Veneer plywood or laminate with matching PVC edge band
- Material: **Y** Veneer Plywood; **L** Laminate
- Slim open shelf with cable management grommet in back
- One deep drawer with 3/4 extension epoxy coated slides
- Aluminum bar pull
- Shipped assembled

| Part Number | Description                                  | D" x W" x H" | Price |
|-------------|--|--------------|-------|
| EXDS1A36-L  | ESSIX, Single Drawer Storage With Slim Shelf | 22 x 36 x 25 | \$509 |
| EXDS1A36-Y  | ESSIX, Single Drawer Storage W/ Slim Shelf   | 22 x 36 x 25 | \$638 |

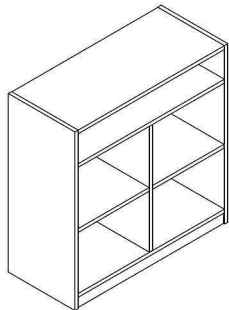


GSA Approved | 71-204

**Standard includes:**

- Veneer plywood or laminate with matching PVC edge band
- Material: **Y** Veneer Plywood; **L** Laminate
- Nest or stack 4-high
- Integrated safety connector clip at rear
- One deep drawer with 3/4 extension epoxy coated slides
- Aluminum bar pull
- Shipped assembled

| Part Number | Description                                   | D" x W" x H" | Price |
|-------------|---|--------------|-------|
| EXSD1C26-L  | ESSIX, Single Drawer Stacker                  | 22 x 26 x 14 | \$366 |
| EXSD1C26-Y  | ESSIX, Single Drawer Stacker                  | 22 x 26 x 14 | \$414 |
| EXSD1H26-L  | ESSIX, Single Drawer Stacker, No Holes in Top | 22 x 26 x 14 | \$381 |
| EXSD1H26-Y  | ESSIX, Single Drawer Stacker, No Holes in Top | 22 x 26 x 14 | \$415 |

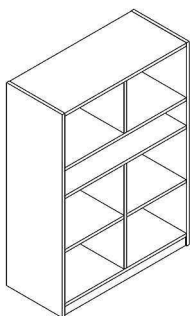


GSA Approved | 71-204

**Standard includes:**

- Veneer plywood or laminate with matching PVC edge band
- Material: **Y** Veneer Plywood; **L** Laminate
- Four cubbies with fixed shelves
- Slim storage shelf with cable management grommet in back
- Cutout at back of shelves for vertical cable management
- Aluminum bar pull on doors, if specified
- Shipped assembled

| Part Number | Description                                  | D" x W" x H" | Price |
|-------------|--|--------------|-------|
| EXSU4D36-L  | ESSIX, 4-Box Storage Unit with Doors W/ Slim | 16 x 36 x 36 | \$550 |
| EXSU4D36-Y  | ESSIX, 4-Box Storage Unit With Doors W/ Slim | 16 x 36 x 36 | \$671 |
| EXSU4S36-L  | ESSIX, 4-Box Storage Unit W/ Slim            | 16 x 36 x 36 | \$461 |
| EXSU4S36-Y  | ESSIX, 4-Box Storage Unit W/ Slim            | 16 x 36 x 36 | \$578 |

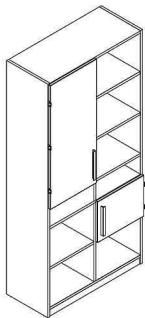


GSA Approved | 71-204

**Standard includes:**

- Veneer plywood or laminate with matching PVC edge band
- Material: **Y** Veneer Plywood; **L** Laminate
- Six open cubbies with fixed shelves
- Slim storage shelf with cable management grommet in back
- Cutout at back of shelves for vertical cable management
- Shipped assembled

| Part Number | Description                         | D" x W" x H" | Price |
|-------------|-------------------------------------|--------------|-------|
| EXSU6S36-L  | ESSIX, Storage Unit, 6-Box, W/ Slim | 16 x 36 x 48 | \$607 |
| EXSU6S36-Y  | ESSIX, Storage Unit, 6-Box, W/ Slim | 16 x 36 x 48 | \$759 |

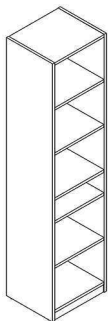


GSA Approved | 71-204

**Standard includes:**

- Veneer plywood or laminate with matching PVC edge band
- Material: **Y** Veneer Plywood; **L** Laminate
- Ten cubbies with fixed shelves
- Slim storage shelf with cable management grommet in back
- Cutout at back of shelves for vertical cable management
- Aluminum bar pulls on doors, if specified
- Shipped assembled

| Part Number | Description                                   | D" x W" x H" | Price   |
|-------------|---|--------------|---------|
| EXSU1S36-L  | ESSIX, Storage Unit, 10-Box, W/ Slim          | 16 x 36 x 76 | \$816   |
| EXSU1S36-Y  | ESSIX, Storage Unit, 10-Box, W/ Slim          | 16 x 36 x 76 | \$1,023 |
| EXSU2S36-L  | ESSIX, Storage Unit, 10-Box, 2 Doors, W/ Slim | 16 x 36 x 76 | \$990   |
| EXSU2S36-Y  | ESSIX, Storage Unit, 10-Box, 2 Doors, W/ Slim | 16 x 36 x 76 | \$1,211 |



GSA Approved | 71-204

**Standard includes:**

- Veneer plywood or laminate with matching PVC edge band
- Material: **Y** Veneer Plywood; **L** Laminate
- Five open cubbies with fixed shelves
- Slim storage shelf with cable management grommet in rear
- Cutout at back of shelves for vertical cable management
- Shipped assembled

| Part Number | Description                          | D" x W" x H" | Price |
|-------------|--------------------------------------|--------------|-------|
| EXSU5S18-L  | ESSIX, Storage Tower, 5-Box, W/ Slim | 16 x 18 x 76 | \$452 |
| EXSU5S18-Y  | ESSIX, Storage Tower, 5-Box, W/ Slim | 16 x 18 x 76 | \$564 |



GSA Approved | 71-204

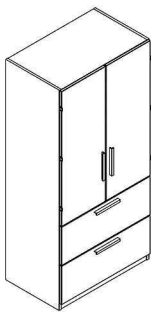
**Standard includes:**

- Veneer plywood or laminate with matching PVC edge band
- Material: **Y** Veneer Plywood; **L** Laminate
- Coat rod: chrome
- Coat hook on inside of door
- Fixed shelf
- Aluminum bar pulls
- Cable management grommets in back panel
- Right or left door swing
- Shipped assembled

**Option available:**

- Low-profile casters

| Part Number | Description  | D" x W" x H" | Price   | Caster1 |
|-------------|--|--------------|---------|---------|
| EXWAD124-L  | ESSIX, Wardrobe, 1-Door, Hinge Left                  | 22 x 24 x 76 | \$850   | +\$90   |
| EXWAD124-Y  | ESSIX, Wardrobe, 1-Door, Hinge Left                  | 22 x 24 x 76 | \$1,063 | +\$90   |
| EXWAD224-L  | ESSIX, Wardrobe, 1-Door with Open Shelf, Hinge Left  | 22 x 24 x 76 | \$865   | +\$90   |
| EXWAD224-Y  | ESSIX, Wardrobe, 1-Door with Open Shelf, Hinge Left  | 22 x 24 x 76 | \$1,081 | +\$90   |
| EXWAD324-L  | ESSIX, Wardrobe, 1-Door, Hinge Right                 | 22 x 24 x 76 | \$850   | +\$90   |
| EXWAD324-Y  | ESSIX, Wardrobe, 1-Door, Hinge Right                 | 22 x 24 x 76 | \$1,063 | +\$90   |
| EXWAD424-L  | ESSIX, Wardrobe, 1-Door with Open Shelf, Hinge Right | 22 x 24 x 76 | \$865   | +\$90   |
| EXWAD424-Y  | ESSIX, Wardrobe, 1-Door with Open Shelf, Hinge Right | 22 x 24 x 76 | \$1,081 | +\$90   |



GSA Approved | 71-204

**Standard includes:**

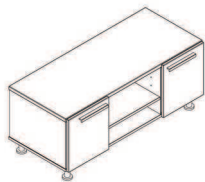
- Veneer plywood or laminate with matching PVC edge band
- Material: **Y** Plywood Veneer; **L** Laminate
- Coat rod: chrome
- Coat hook on inside of door
- Fixed shelf above coat rod on full door unit, only
- Drawers, if specified: 3/4 extension epoxy coated slides
- Aluminum bar pulls
- Cable management grommet in back panel
- Shipped assembled

**Options available:**

- Hasp lock on top drawer, only
- Low-profile casters

| Part Number | Description                       | D" x W" x H" | Price   | Caster1 | Drawer Hasp |
|-------------|-----------------------------------|--------------|---------|---------|-------------|
| EXWABP36-L  | ESSIX, Wardrobe, 2-Door           | 22 x 36 x 76 | \$1,159 | +\$90   |             |
| EXWABP36-Y  | ESSIX, Wardrobe, 2 Door           | 22 x 36 x 76 | \$1,452 | +\$90   |             |
| EXWACG36-L  | ESSIX, Wardrobe, 2-Door, 2-Drawer | 22 x 36 x 76 | \$1,323 | +\$90   | +\$35       |
| EXWACG36-Y  | ESSIX, Wardrobe, 2-Door, 2-Drawer | 22 x 36 x 76 | \$1,588 | +\$90   | +\$35       |





**Standard includes:**

- Veneer plywood or laminate with matching PVC edge band
- Material: **Y** Veneer Plywood; **L** Laminate
- Cord management integrated throughout
- Adjustable shelf
- Aluminum bar pulls
- Shipped assembled

| Part Number | Description                                   | D" x W" x H" | Price |
|-------------|---|--------------|-------|
| EXMC1B48-L  | ESSIX, Media Cabinet, 2 Doors with Open Shelf | 20 x 48 x 20 | \$761 |
| EXMC1B48-Y  | ESSIX, Media Cabinet, 2 Doors with Open Shelf | 20 x 48 x 20 | \$848 |

GSA Approved | 71-204

The simple, clean lines and mixed materials of Maxwell combine to create a timeless, contemporary aesthetic.



### Features

#### Bed

##### Construction

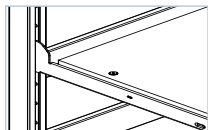
Solid wood posts with steel rails. Modified mortise and tenon construction and metal-to-metal connections for long-lasting durability.

##### Bunk and loft.

Steel pins at each post allow for bunking and lofting without tools.

##### One-piece metal side rail.

For strength and finished look. No welds, rivets or joints. The gussets are inverted to prevent potential drawer interference, maximizes space under the bed and provide a clean aesthetic.



##### Construction

Steel posts with laminate or veneer on engineered wood core panel.

##### Bed deck.

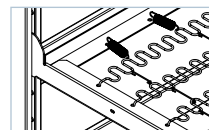
Spring deck. Available in two different fixed heights.

14" under bed clearance will accommodate a large drawer stacker; the 19" a 2-drawer stacker.



##### Height adjustable.

Patented one-piece steel pin channel allows bed deck to be adjusted in 11 positions without tools.



##### Interchangeable bed decks.

Wood and spring decks are universal and can be used with any of our adjustable height bed solutions, providing a long-term sustainable investment. See Bed Story section for additional information.

##### Steel rails allow for personalization.

Magnets adhere to surface to hang pictures or notes.



## Features

---

### Desk

#### Construction

1" laminate worksurface with matching PVC edge band.

#### Optional power.

Integrated power in desk top provides easy access to power. Includes 1 power outlets and 2 USB charging ports. USB ports will charge smartphones, iPods, iPads, e-book readers etc.



#### Leg support choices.

4-steel angled post legs in silver or black powder coat. Slab leg style desk, with 1" hardwood veneer plywood sides, is also available

### Pedestal Desk

#### Construction

Glue and dowel assembly

1" laminate worksurface with matching PVC edge band. 1" hardwood veneer plywood sides with  $\frac{3}{4}$ " back panel and matching PVC edge band.

Drawers have  $\frac{3}{4}$ " veneer removable fronts,  $\frac{1}{2}$ " veneer plywood sides and  $\frac{1}{4}$ " bottom with waterproof vinyl face; dove-tail or glue and dowel joinery; and open to  $\frac{3}{4}$  of their depth.

#### Optional power.

Integrated power in desk top provides easy access to power. Includes 1 power outlets and 2 USB charging ports. USB ports will charge smartphones, iPods, iPads, e-book readers etc.



#### Storage

Box/ File provides ample storage.

#### Leg support choices.

4-steel angled post legs in silver or black powder coat. Slab leg style desk, with 1" hardwood veneer plywood sides is also available.

## Features

---

### Movable Ped

#### Construction

Glue and dowel assembly

1" laminate top with matching PVC edge band. 1" hardwood veneer plywood sides with  $\frac{3}{4}$ " back panel and matching PVC edge band.

Drawers have  $\frac{3}{4}$ " veneer removable fronts,  $\frac{1}{2}$ " veneer plywood sides and  $\frac{1}{4}$ " bottom with waterproof vinyl face; dove-tail or glue and dowel joinery; and open to  $\frac{3}{4}$  of their depth.

#### Desk-height pedestal

Aligns with the height of the desk to provide a continuous work space.



#### Cable management.

Grommet in back of unit allows cables to neatly be managed out the back.

#### Choice of base.

Open base style provides a lighter scale aesthetic and offers a residential feel. Available in either a wood or steel base for two distinctive looks.

---

### Chest

#### Construction

Glue and dowel assembly

1" laminate top with matching PVC edge band. 1" hardwood veneer plywood sides with  $\frac{3}{4}$ " back panel and matching PVC edge band.

Drawers have  $\frac{3}{4}$ " veneer removable fronts,  $\frac{1}{2}$ " veneer plywood sides and  $\frac{1}{4}$ " bottom with waterproof vinyl face; dove-tail or glue and dowel joinery; and open to  $\frac{3}{4}$  of their depth.

#### Desk-height chest

Aligns with the height of the desk to provide a continuous work space.



#### Drawers.

$\frac{3}{4}$  extension epoxy coated slides.

#### Configurations

2- and 3-drawer styles are available as well as 4- and 6- drawer dressers to meet storage needs.

#### Choice of base.

Open base style provides a lighter scale aesthetic and offers a residential feel. Available in either a wood or steel base for two distinctive looks.

## Features

---

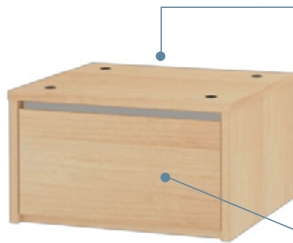
### Stacking Drawer

#### Construction

Glue and dowel assembly

1" laminate top with matching PVC edge band. 1" hardwood veneer plywood sides with  $\frac{3}{4}$ " back panel and matching PVC edge band.

Drawers have  $\frac{3}{4}$ " veneer removable fronts,  $\frac{1}{2}$ " veneer plywood sides and  $\frac{1}{4}$ " bottom with waterproof vinyl face; dove-tail or glue and dowel joinery; and open to  $\frac{3}{4}$  of their depth.



#### Integrated connector clip.

Located on the back side to link units when stacked.



#### Drawer.

Large, deep drawer has  $\frac{3}{4}$  extension epoxy coated sides.

#### Stack or nest

Can be used side-by-side beneath bed or stack 4-high.

---

### Nightstand

#### Construction

Glue and dowel assembly

1" laminate top with matching PVC edge band. 1" hardwood veneer plywood sides with  $\frac{3}{4}$ " back panel and matching PVC edge band.

Drawers have  $\frac{3}{4}$ " veneer removable fronts,  $\frac{1}{2}$ " veneer plywood sides and  $\frac{1}{4}$ " bottom with waterproof vinyl face; dove-tail or glue and dowel joinery; and open to  $\frac{3}{4}$  of their depth.



#### Configuration

Available with 1-drawer. Drawer has  $\frac{3}{4}$  extension epoxy coated slides.

#### Choice of base.

Open base style provides a lighter scale aesthetic and offers a residential feel. Available in either a wood or steel base for two distinctive looks.

## Features

---

### Wardrobe

#### Construction

Glue and dowel assembly

1" hardwood veneer plywood with  $\frac{3}{4}$ " back panel and matching PVC edge band.

Drawers have  $\frac{3}{4}$ " veneer removable fronts,  $\frac{1}{2}$ " veneer plywood sides and  $\frac{1}{4}$ " bottom with waterproof vinyl face; dove-tail or glue and dowel joinery; and open to  $\frac{3}{4}$  of their depth.

#### Grommets

Located in back for cable management.



#### Configurations

Available with 2-doors or 2-doors with 1-or 2- drawers.

#### Interior Configuration.

Every wardrobe includes a coat rod and coat hook. In addition, 2-door with metal base includes 4-box cubby; 2-door with 1-drawer has a fixed shelf above coat rod

#### Choice of base.

Open base style provides a lighter scale aesthetic and offers a residential feel. Available in either a wood or steel base for two distinctive looks.



## Pull Styles



Integral

Round

Linear


## Base Styles (Open style base)



Steel frame, silver or black

Wood

## Statement of Line



## Configurations



## How to Specify

|          |               |                         |          |                        |            |
|----------|---------------|-------------------------|----------|------------------------|------------|
| Example. | 1. Base Style | 2. Identify Part Number | 3. Pull  | 4. Material and Finish | 5. Options |
|          | <b>MX</b>     | <b>DR2X36</b>           | <b>1</b> | <b>YSM01</b>           |            |

Step 1. Determine Base Style, Steel or Wood:

**MX** Steel Base

**MW** Wood

Step 2. Identify the Part Number from the succeeding product price pages.

Step 3. Select Pull, if specified

**For MX Steel Base:**

**1** Round Pull

**3** Integral Pull

**5** Linear Pull

**For MW Wood Base:**

**1** Round Pull, Silver

**2** Round Pull, Black

**3** Integral Pull, Silver

**4** Integral Pull, Black

**5** Linear Pull, Silver

**6** Linear Pull, Black

Step 4. Select Finish

**Y** Veneer on Plywood

K02 Light Oak

K40 Medium Oak

M01 Natural Maple

M30 Cinnamon Noche Maple

M50 Chestnut Maple

M60 Cocoa Maple

For **MX Steel base**, Silver or Black finish is available:

**YB** Black

**YS** Silver



### Chest storage capacity comparison (cubic inches)

---

|         | 30", 2 Drawer | 36", 2 Drawer | 30", 3 Drawer | 36", 3 Drawer |
|---------|---------------|---------------|---------------|---------------|
| Maxwell | 7,190         | 8,850         | 4,935         | 6,075         |
| Essix   | 9,384         | 11,550        | 8,592         | 10,575        |
| Solo/RH | 8,654         | 10,650        | 7,860         | 9,675         |
| MFS     |               |               |               | 9,075         |



GSA Approved | 71-204

Tip: see Bed Story Section for additional bed solutions.

**Standard includes:**

- Steel posts: black or silver powder coat
- Laminate or Veneer with engineered wood core and matching PVC
- Spring deck
- Fixed deck height, choice of 14" or 19" under bed clearance
- Shipped ready to assemble

| Part Number   | Description  | D" x W" x H" | Price |
|---------------|--|--------------|-------|
| MXBERH3785-LB | MAXWELL, Twin Bed, 19" Under Bed Clearance, Black, Sized for 36x80 Mattress  | 37 x 85 x 44 | \$675 |
| MXBERH3785-LS | MAXWELL, Twin Bed, 19" Under Bed Clearance, Silver, Sized for 36x80 Mattress | 37 x 85 x 44 | \$675 |
| MXBERH3785-VB | MAXWELL, Twin Bed, 19" Under Bed Clearance, Black, Sized for 36x80 Mattress  | 37 x 85 x 44 | \$700 |
| MXBERH3785-VS | MAXWELL, Twin Bed, 19" Under Bed Clearance, Silver, Sized for 36x80 Mattress | 37 x 85 x 44 | \$700 |
| MXBERH5585-LB | MAXWELL, Full Bed, 19" Under Bed Clearance, Black, Sized for 54x80 Mattress  | 55 x 85 x 44 | \$850 |
| MXBERH5585-LS | MAXWELL, Full Bed, 19" Under Bed Clearance, Silver, Sized for 54x80 Mattress | 55 x 85 x 44 | \$850 |
| MXBERH5585-VB | MAXWELL, Full Bed, 19" Under Bed Clearance, Black, Sized for 54x80 Mattress  | 55 x 85 x 44 | \$875 |
| MXBERH5585-VS | MAXWELL, Full Bed, 19" Under Bed Clearance, Silver, Sized for 54x80 Mattress | 55 x 85 x 44 | \$875 |
| MXBERL3785-LB | MAXWELL, Twin Bed, 14" Under Bed Clearance, Black, Sized for 36x80 Mattress  | 37 x 85 x 39 | \$625 |
| MXBERL3785-LS | MAXWELL, Twin Bed, 14" Under Bed Clearance, Silver, Sized for 36x80 Mattress | 37 x 85 x 39 | \$625 |
| MXBERL3785-VB | MAXWELL, Twin Bed, 14" Under Bed Clearance, Black, Sized for 36x80 Mattress  | 37 x 85 x 39 | \$650 |
| MXBERL3785-VS | MAXWELL, Twin Bed, 14" Under Bed Clearance, Silver, Sized for 36x80 Mattress | 37 x 85 x 39 | \$650 |
| MXBERL5585-LB | MAXWELL, Full Bed, 14" Under Bed Clearance, Black, Sized for 54x80 Mattress  | 55 x 85 x 39 | \$800 |
| MXBERL5585-LS | MAXWELL, Full Bed, 14" Under Bed Clearance, Silver, Sized for 54x80 Mattress | 55 x 85 x 39 | \$800 |
| MXBERL5585-VB | MAXWELL, Full Bed, 14" Under Bed Clearance, Black, Sized for 54x80 Mattress  | 55 x 85 x 39 | \$825 |
| MXBERL5585-VS | MAXWELL, Full Bed, 14" Under Bed Clearance, Silver, Sized for 54x80 Mattress | 55 x 85 x 39 | \$825 |



GSA Approved | 71-204

**Standard includes:**

- Worksurface: laminate with matching PVC edge band
- Four steel post legs: black or silver powder coat
- Shipped ready to assemble

**Option available:**

- Desk mounted power. Includes 2 power outlets, 4 USB charging ports.

| Part Number | Description                      | D" x W" x H" | Price | Power  |
|-------------|----------------------------------|--------------|-------|--------|
| MXDEDJ36-YB | MAXWELL, Desk, Metal Leg, Black  | 24 x 36 x 29 | \$450 | +\$400 |
| MXDEDJ36-YS | MAXWELL, Desk, Metal Leg, Silver | 24 x 36 x 29 | \$450 | +\$400 |
| MXDEDJ44-YB | MAXWELL, Desk, Metal Leg, Black  | 24 x 44 x 29 | \$550 | +\$400 |
| MXDEDJ44-YS | MAXWELL, Desk, Metal Leg, Silver | 24 x 44 x 29 | \$550 | +\$400 |



GSA Approved | 71-204

**Standard includes:**

- Case: veneer plywood with matching PVC edge band
- Worksurface: laminate with matching PVC edge band
- Legs: steel, black or silver powder coat
- Material: **YB** Veneer Plywood, Black; **YS** Veneer Plywood, Silver
- Box/ File
- 3/4 extension epoxy coated drawer slides
- 3 pull options available
- Shipped assembled

**Options available:**

- Integral, linear or round pull. Matches steel finish.
- Desk mounted power. Includes 2 power outlets, 4 USB charging ports.

| Part Number | Description                          | D" x W" x H" | Price | Power  |
|-------------|--------------------------------------|--------------|-------|--------|
| MXDEAK44-YB | MAXWELL, Desk, Metal Leg, BF, Black  | 24 x 44 x 29 | \$975 | +\$400 |
| MXDEAK44-YS | MAXWELL, Desk, Metal Leg, BF, Silver | 24 x 44 x 29 | \$975 | +\$400 |



GSA Approved | 71-204

**Standard includes:**

- Case: veneer plywood with matching PVC edge band
- Top: laminate with matching PVC edge band
- Steel base: black or silver powder coat
- Material: **YB** Veneer Plywood, Black; **YS** Veneer Plywood, Silver
- Box/ File
- 3/4 extension epoxy coated drawer slides
- 3 pull options available
- Shipped assembled

**Options available:**

- Integral, linear or round pull. Matches steel finish.

| Part Number | Description   | D" x W" x H" | Price | Power  |
|-------------|---|--------------|-------|--------|
| MXPEM516-YB | MAXWELL, Movable Ped, File Drawer with Open Shelf, Steel Base, Black  | 24 x 16 x 29 | \$600 | +\$400 |
| MXPEM516-YS | MAXWELL, Movable Ped, File Drawer with Open Shelf, Steel Base, Silver | 24 x 16 x 29 | \$600 | +\$400 |



GSA Approved | 71-204

Tip: See Maxwell Understanding Pages for drawer capacity information

**Standard includes:**

- Case: veneer plywood with matching PVC edge band
- Top: laminate with matching PVC edge band
- Steel base: black or silver powder coat
- Material: **YB** Veneer Plywood, Black; **YS** Veneer Plywood, Silver
- 3/4 extension epoxy coated drawer slides
- 3 pull options available
- Shipped assembled

**Options available:**

- Integral, linear or round pull. Matches steel finish.

| Part Number | Description                                  | D" x W" x H" | Price   |
|-------------|--|--------------|---------|
| MXDR2X30-YB | MAXWELL, Chest, 2-Drawer, Steel Base, Black  | 24 x 30 x 29 | \$1,050 |
| MXDR2X30-YS | MAXWELL, Chest, 2-Drawer, Steel Base, Silver | 24 x 30 x 29 | \$1,050 |
| MXDR2X36-YB | MAXWELL, Chest, 2-Drawer, Steel Base, Black  | 24 x 36 x 29 | \$1,075 |
| MXDR2X36-YS | MAXWELL, Chest, 2-Drawer, Steel Base, Silver | 24 x 36 x 29 | \$1,075 |
| MXDR3X30-YB | MAXWELL, Chest, 3-Drawer, Steel Base, Black  | 24 x 30 x 29 | \$1,050 |
| MXDR3X30-YS | MAXWELL, Chest, 3-Drawer, Steel Base, Silver | 24 x 30 x 29 | \$1,050 |
| MXDR3X36-YB | MAXWELL, Chest, 3-Drawer, Steel Base, Black  | 24 x 36 x 29 | \$1,075 |
| MXDR3X36-YS | MAXWELL, Chest, 3-Drawer, Steel Base, Silver | 24 x 36 x 29 | \$1,075 |



GSA Approved | 71-204

Tip: See Maxwell Understanding Pages for drawer capacity information


**Standard includes:**

- Case: veneer plywood with matching PVC edge band
- Top: laminate with matching PVC edge band
- Steel base: black or silver powder coat
- Material: **YB** Veneer Plywood, Black; **YS** Veneer Plywood, Silver
- 3/4 extension epoxy coated drawer slides
- Open middle shelf for media components
- 3 pull options available
- Shipped assembled

**Options available:**

- Integral, linear or round pull. Matches steel finish.

| Part Number | Description   | D" x W" x H" | Price   |
|-------------|---|--------------|---------|
| MXDR2L30-YB | MAXWELL, Chest, 2-Drawer with Open Middle Shelf, Steel Base, Black  | 24 x 30 x 29 | \$1,020 |
| MXDR2L30-YS | MAXWELL, Chest, 2-Drawer with Open Middle Shelf, Steel Base, Silver | 24 x 30 x 29 | \$1,020 |
| MXDR2L36-YB | MAXWELL, Chest, 2-Drawer with Open Middle Shelf, Steel Base, Black  | 24 x 36 x 29 | \$1,045 |
| MXDR2L36-YS | MAXWELL, Chest, 2-Drawer with Open Middle Shelf, Steel Base, Silver | 24 x 36 x 29 | \$1,045 |



GSA Approved | 71-204


**Standard includes:**

- Case: veneer plywood with matching PVC edge band
- Top: laminate with matching PVC edge band
- Steel base: black or silver powder coat
- Material: **YB** Veneer Plywood, Black; **YS** Veneer Plywood, Silver
- 3/4 extension epoxy coated drawer slides
- 3 pull options available
- Shipped assembled

**Options available:**

- Integral, linear or round pull. Matches steel finish.

| Part Number | Description                                  | D" x W" x H" | Price   |
|-------------|--|--------------|---------|
| MXDR4X60-YB | MAXWELL, Chest, 4-Drawer, Steel Base, Black  | 24 x 60 x 29 | \$1,900 |
| MXDR4X60-YS | MAXWELL, Chest, 4-Drawer, Steel Base, Silver | 24 x 60 x 29 | \$1,900 |
| MXDR6X60-YB | MAXWELL, Chest, 6-Drawer, Steel Base, Black  | 24 x 60 x 29 | \$2,000 |
| MXDR6X60-YS | MAXWELL, Chest, 6-Drawer, Steel Base, Silver | 24 x 60 x 29 | \$2,000 |



GSA Approved | 71-204

**Standard includes:**

- Case: veneer plywood with matching PVC edge band
- Top: laminate with matching PVC edge band
- Steel base: black or silver powder coat
- Material: **YB** Veneer Plywood, Black; **YS** Veneer Plywood, Silver
- 3/4 extension epoxy coated drawer slides
- 3 pull options available
- Shipped assembled

**Options available:**

- Integral, linear or round pull. Matches steel finish.

| Part Number | Description                                       | D" x W" x H" | Price |
|-------------|---|--------------|-------|
| MXNS1D22-YB | MAXWELL, Nightstand, 1 Drawer, Steel Base, Black  | 16 x 22 x 23 | \$550 |
| MXNS1D22-YS | MAXWELL, Nightstand, 1 Drawer, Steel Base, Silver | 16 x 22 x 23 | \$550 |



GSA Approved | 71-204

Tip: See Maxwell Understanding Pages for interior wardrobe configuration

**Standard includes:**

- Case: veneer plywood with matching PVC edge band
- Top: laminate with matching PVC edge band
- Steel base: black or silver powder coat
- Material: **YB** Veneer Plywood, Black; **YS** Veneer Plywood, Silver
- Coat rod: chrome
- Coat hook on inside of door
- Drawers, if specified, 3/4 extension epoxy coated slides
- 3 pull options available
- Shipped assembled

**Options available:**

- Integral, linear or round pull. Matches steel finish.

| Part Number | Description   | D" x W" x H" | Price   |
|-------------|---|--------------|---------|
| MXWABP36-YB | MAXWELL, Wardrobe, 2-Door, with Cubby, Steel Base, Black  | 24 x 36 x 72 | \$1,500 |
| MXWABP36-YS | MAXWELL, Wardrobe, 2-Door, with Cubby, Steel Base, Silver | 24 x 36 x 72 | \$1,500 |
| MXWABY36-YB | MAXWELL, Wardrobe, 2-Door, 1 Drawer, Steel Base, Black    | 24 x 36 x 72 | \$1,600 |
| MXWABY36-YS | MAXWELL, Wardrobe, 2-Door, 1 Drawer, Steel Base, Silver   | 24 x 36 x 72 | \$1,600 |
| MXWACG36-YB | MAXWELL, Wardrobe, 2-Door, 2 Drawer, Steel Base, Black    | 24 x 36 x 72 | \$1,700 |
| MXWACG36-YS | MAXWELL, Wardrobe, 2-Door, 2 Drawer, Steel Base, Silver   | 24 x 36 x 72 | \$1,700 |



GSA Approved | 71-204

**Standard includes:**

- Case: veneer plywood with matching PVC edge band
- Worksurface: laminate with matching PVC edge band
- Shipped assembled

**Options available:**

- Desk mounted power. Includes 2 power outlets, 4 USB charging ports.

| Part Number | Description             | D" x W" x H" | Price | Power  |
|-------------|-------------------------|--------------|-------|--------|
| MWDEAZ30-Y  | MAXWELL, Desk, Slab Leg | 24 x 30 x 29 | \$400 | +\$400 |
| MWDEAZ36-Y  | MAXWELL, Desk, Slab Leg | 24 x 36 x 29 | \$450 | +\$400 |
| MWDEAZ44-Y  | MAXWELL, Desk, Slab Leg | 24 x 44 x 29 | \$550 | +\$400 |



GSA Approved | 71-204

**Standard includes:**

- Case: veneer plywood with matching PVC edge band
- Worksurface: laminate with matching PVC edge band
- Box/ File
- 3/4 extension epoxy coated drawer slides
- 3 pull options available
- Shipped assembled

**Options available:**

- Integral, linear or round pull; black or silver.
- Desk mounted power. Includes 2 power outlets, 4 USB charging ports.

| Part Number | Description                 | D" x W" x H" | Price | Power  |
|-------------|-----------------------------|--------------|-------|--------|
| MWDECN44-Y  | MAXWELL, Desk, Slab Leg, BF | 24 x 44 x 29 | \$900 | +\$400 |



GSA Approved | 71-204

**Standard includes:**

- Case: veneer plywood with matching PVC edge band
- Top: laminate with matching PVC edge band
- 3/4 extension epoxy coated drawer slides
- 3 pull options available
- Shipped assembled

**Options available:**

- Integral, linear or round pull; black or silver.

| Part Number | Description                                       | D" x W" x H" | Price |
|-------------|---|--------------|-------|
| MWPEM516-Y  | MAXWELL, Movable Ped, File Drawer with Open Shelf | 24 x 16 x 29 | \$525 |



GSA Approved | 71-204

Tip: See Maxwell Understanding Pages for drawer capacity information

**Standard includes:**

- Case: veneer plywood with matching PVC edge band
- Top: laminate with matching PVC edge band
- 3/4 extension epoxy coated drawer slides
- 3 pull options available
- Shipped assembled

**Options available:**

- Integral, linear or round pull; black or silver.

| Part Number | Description              | D" x W" x H" | Price |
|-------------|--------------------------|--------------|-------|
| MWDR2X30-Y  | MAXWELL, Chest, 2-Drawer | 24 x 30 x 29 | \$900 |
| MWDR2X36-Y  | MAXWELL, Chest, 2-Drawer | 24 x 36 x 29 | \$925 |
| MWDR3X30-Y  | MAXWELL, Chest, 3-Drawer | 24 x 30 x 29 | \$900 |
| MWDR3X36-Y  | MAXWELL, Chest, 3-Drawer | 24 x 36 x 29 | \$925 |



GSA Approved | 71-204

Tip: See Maxwell Understanding Pages for drawer capacity information

**Standard includes:**

- Case: veneer plywood with matching PVC edge band
- Top: laminate with matching PVC edge band
- Steel base: black or silver powder coat
- Material: **YB** Veneer Plywood, Black; **YS** Veneer Plywood, Silver
- 3/4 extension epoxy coated drawer slides
- Open middle shelf for media components
- 3 pull options available
- Shipped assembled

**Options available:**

- Integral, linear or round pull; black or silver

| Part Number | Description                                     | D" x W" x H" | Price |
|-------------|---|--------------|-------|
| MWDR2L30-Y  | MAXWELL, Chest, 2-Drawer with Open Middle Shelf | 24 x 30 x 29 | \$870 |
| MWDR2L36-Y  | MAXWELL, Chest, 2-Drawer with Open Middle Shelf | 24 x 36 x 29 | \$895 |



GSA Approved | 71-204

**Standard includes:**

- Case: veneer plywood with matching PVC edge band
- Top: laminate with matching PVC edge band
- 3/4 extension epoxy coated drawer slides
- 3 pull options available
- Shipped assembled

**Options available:**

- Integral, linear or round pull; black or silver.

| Part Number | Description              | D" x W" x H" | Price   |
|-------------|--------------------------|--------------|---------|
| MWDR4X60-Y  | MAXWELL, Chest, 4-Drawer | 24 x 60 x 29 | \$1,600 |
| MWDR6X60-Y  | MAXWELL, Chest, 6-Drawer | 24 x 60 x 29 | \$1,700 |



GSA Approved | 71-204

**Standard includes:**

- Veneer plywood with matching PVC edge band
- Nest or stack 4-high
- Integrated safety connector clip at rear
- One deep drawer with 3/4 extension epoxy coated slides
- 3 pull options available
- Shipped assembled

**Options available:**

- Integral, linear or round pull; black or silver.

| Part Number | Description                                      | D" x W" x H" | Price |
|-------------|--|--------------|-------|
| MWSD1G26-Y  | MAXWELL, 1-Large Drawer Stacker                  | 22 x 26 x 14 | \$440 |
| MWSD1H26-Y  | MAXWELL, 1-Large Drawer Stacker, No Holes in Top | 22 x 26 x 14 | \$440 |



GSA Approved | 71-204

**Standard includes:**

- Case: veneer plywood with matching PVC edge band
- Top: laminate with matching PVC edge band
- 3/4 extension epoxy coated drawer slides
- 3 pull options available
- Shipped assembled

**Options available:**

- Integral, linear or round pull; black or silver.

| Part Number | Description                   | D" x W" x H" | Price |
|-------------|-------------------------------|--------------|-------|
| MWNS1D22-Y  | MAXWELL, Nightstand, 1 Drawer | 16 x 22 x 23 | \$475 |





GSA Approved | 71-204

**Standard includes:**

- Case: veneer plywood with matching PVC edge band
- Top: laminate with matching PVC edge band
- Coat rod: chrome
- Coat hook on inside of door
- Drawers, if specified, 3/4 extension epoxy coated slides
- 3 pull options available
- Shipped assembled

**Options available:**

- Integral, linear or round pull; black or silver.

| Part Number | Description                           | D" x W" x H" | Price   |
|-------------|---------------------------------------|--------------|---------|
| MWWABP36-Y  | MAXWELL, Wardrobe, 2-Door, with Cubby | 24 x 36 x 72 | \$1,350 |
| MWWABY36-Y  | MAXWELL, Wardrobe, 2-Door, 1 Drawer   | 24 x 36 x 72 | \$1,450 |
| MWWACG36-Y  | MAXWELL, Wardrobe, 2-Door, 2 Drawer   | 24 x 36 x 72 | \$1,550 |

Modular, Flexible, Strong. With over 50 configurations, MFS sets up just the way you want it and rearranges easily without tools. With unmatched durability, MFS is solid construction built to be climbed on.



### MFS and MFS Renew

Both MFS and MFS Renew offer the same features and benefits and are interchangeable with each other. The only difference is the removal of the decorative solid wood corner joint to create the MFS Renew furniture pieces. This results in a more streamlined aesthetic and a lower price option.



MFS



MFS Renew

### Features

#### Shared Features

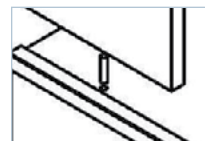
##### Modular components that stack

Components build off each other to create traditional or lofted layouts using the same pieces. Every piece is 29" high making it simple to understand and reconfigure.



##### No tools to reconfigure

Utilizes a steel pin-and-hole system to keep furniture properly positioned and stable. It is designed to be simple so it can be reconfigured quickly, easily and safely with no tools or help from staff.



## Features

### Bed

#### Construction

Solid wood posts, 1" hardwood veneer plywood rails. Uses glue and dowel construction with metal-to-metal connections for simple, quick, durable assembly.

#### Bunk and stack.

Steel pins at each post allow for bunking and lofting without tools.

#### Side return rail.

Supports trundled configurations.



#### 7 bed heights

Beds can be placed on the floor, bunked or stacked on top of furniture to create trundled or lofted layouts. The bed frame is flippable providing two different deck height options.

#### Bed deck.

3-piece wood deck is fixed height.

### Desk

#### Construction

Glue and dowel assembly with reinforced cleats.

1" hardwood veneer plywood sides with  $\frac{3}{4}$ " hardwood veneer back panel and matching PVC edge band. Laminate work surface with matching PVC edge band.

Drawers have  $\frac{3}{4}$ " veneer removable fronts,  $\frac{1}{2}$ " veneer plywood sides and  $\frac{1}{4}$ " bottom with waterproof vinyl face; dove-tail or glue and dowel joinery; and open to  $\frac{3}{4}$  of their depth.



#### Stackable.

Top is drilled to accept steel mounting pins for stacking components.

#### Computer or pencil drawer.

Keeps supplies organized and within reach. Computer drawer (shown) has a cutout to access keyboard.

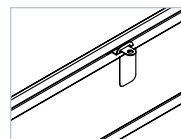
#### Configurations.

Box drawers, file drawer, open and closed shelves. Desk shell with no storage is also available. Drawers have  $\frac{3}{4}$ " extension epoxy coated slides.

#### Back panel.

$\frac{3}{4}$ " height for access to wall outlets and easy cable routing.

#### Optional Hasp Lock



Available on top drawer only. Use with own padlock to provide additional security.

## Features

### Organizer

#### Construction

Glue and dowel assembly

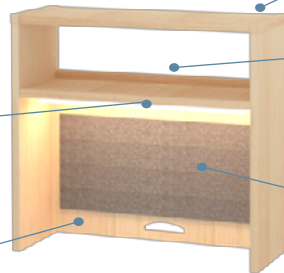
1" hardwood veneer plywood sides, top, and shelf with  $\frac{3}{4}$ " hardwood veneer back panel and matching PVC edge band.

#### Task light option.

Mounts in the recessed area beneath shelf. Choice of fluorescent or energy efficient LED.

#### Back panel.

Full height below shelf, open above shelf.



#### Stackable.

Top is drilled to accept steel mounting pins for stacking components.

#### Cable management.

Cable egress hole in back panel at bottom. Back panel and fixed shelf have cord management cutouts for easy cable routing.

#### Optional tack board.

Provides a place to display personal items.


### Chest

#### Construction

Glue and dowel assembly, with reinforced cleats.

1" hardwood veneer plywood sides with  $\frac{3}{4}$ " hardwood veneer back panel and matching PVC edge band. Laminate top with matching PVC edge band.

Drawers have  $\frac{3}{4}$ " veneer plywood removable fronts,  $\frac{1}{2}$ " veneer plywood sides and  $\frac{1}{4}$ " bottom with waterproof vinyl face; dove-tail or glue and dowel joinery; and open to  $\frac{3}{4}$  of their depth.



#### Stackable.

Top and bottom are drilled to accept steel mounting pins for stacking components.

#### Drawers.

$\frac{3}{4}$  extension epoxy coated slides.

#### Optional Hasp Lock

See Desk feature section for additional details.

## Features

---

### Bookcase

#### Construction


Glue and dowel assembly

1" hardwood veneer plywood sides, top, and shelf with  $\frac{3}{4}$ " hardwood veneer back panel and matching PVC edge band.

#### Security Bookcase Option

##### Option

Features a Hasp Lock with a single lockable door to keep items secure.



#### Stackable.

End panels are drilled at top and bottom to accept steel mounting pins for stacking components.

#### Cable management.

For easy cable routing, the bookcase features a cable egress hole in back panel at bottom and cord cutout at fixed shelf.

---

### Wardrobe

#### Construction

Glue and dowel assembly

1" hardwood veneer plywood sides with  $\frac{3}{4}$ " hardwood veneer back panel and matching PVC edge band.

Drawers have  $\frac{3}{4}$ " veneer plywood removable front,  $\frac{1}{2}$ " veneer plywood sides and  $\frac{1}{4}$ " bottom with waterproof vinyl face; dove-tail or glue and dowel joinery; and open to  $\frac{3}{4}$  of their depth.

#### Configurations

Available in either 2-doors or 2-doors with 2-drawers.

#### Optional J-bar

Supports bed in lofted configuration.



#### Interior.

Coat rod and coat hook. Two-door unit has fixed shelf above coat rod. Optional, 14" w x 24" l mirror hangs on inside of door.

#### Drawers

$\frac{3}{4}$  extension epoxy coated slides.

#### Optional Hasp Lock

Available on 2-drawer unit. See Desk feature section for additional details.

#### Leveler glides.

4 adjustable glides accommodate uneven floors.

## Statement of Line

---



Bed



Desk



Desk with  
Organizer



Chest



Bookcase

Product not shown: Wardrobe

## How to Specify

---

Example.      1. Model Number/Size      2. Species and Finish

**MFOR1A34**

**YK02**

Step 1.      Identify the Part Number from the succeeding product price pages.

Step 2.      Select the Species and Finish:

**Y** Veneer on Plywood

K02 Light Oak

K40 Medium Oak

M01 Natural Maple

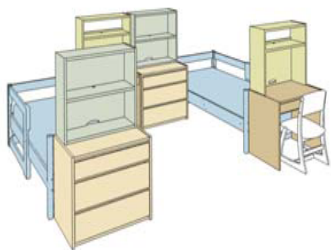
M30 Cinnamon Noche Maple

M50 Chestnut Maple

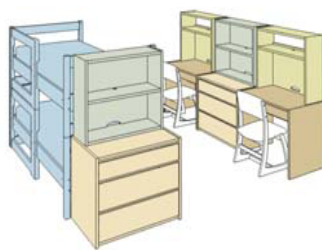
M60 Cocoa Maple

## Configurations

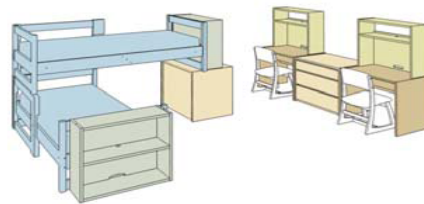
Modular furniture can be arranged just about any way you want it with 50+ different configurations. It is simple to rearrange without tools or staff help, making it the right choice for everyone.



Double, on the floor.



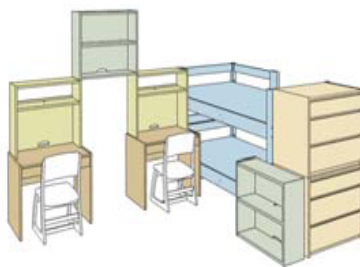
Double, bunked.



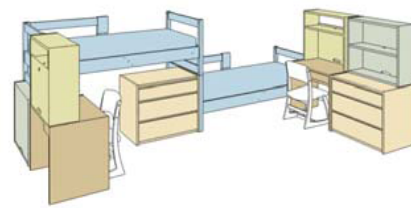
Double, trundled.



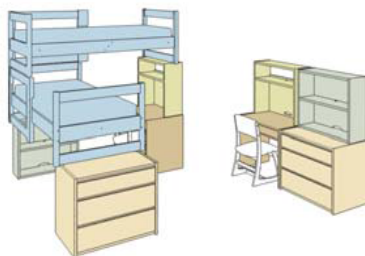
Double, raised trundled.



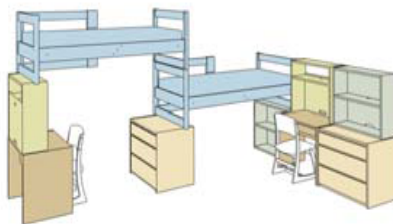
Double, bunked.



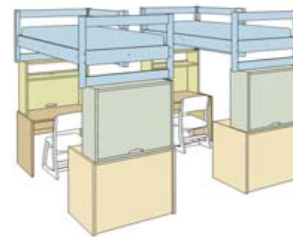
Double, staggered stack.



Double, raised trundled.



Double, raised staggered stack.



Double, high loft.



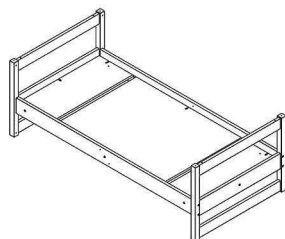
Double, trundled.



Triple, bunked and trundled.



Triple, staggered stack and trundled.

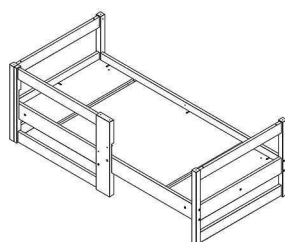


Open Market

**Standard includes:**

- Solid wood posts, veneer plywood rails with matching PVC edge band
- Species: **K** Oak or **M** Maple
- 4 steel pins to reconfigure with no tools
- Deck: 3-piece wood
- Fits mattress size: 36x80
- Shipped ready to assemble

| Part Number  | Description  | D" x W" x H" | Price |
|--------------|--|--------------|-------|
| MFBE3W4184-K | MFS, Bed, 3-Piece Deck, 3 Rail, Sized for 36 X 80 Mattress | 41 x 84 x 29 | \$659 |
| MFBE3W4184-M | MFS, Bed, 3-Piece Deck, 3 Rail, Sized for 36 X 80 Mattress | 41 x 84 x 29 | \$659 |



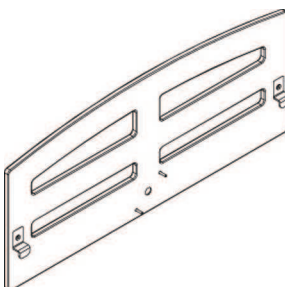
Open Market

*Tip: side return rail supports trundled configurations*

**Standard includes:**

- Solid wood posts, veneer plywood rails with matching PVC edge band
- Side return rail
- Species: **K** Oak or **M** Maple
- 4 steel pins to reconfigure with no tools
- Deck: 3-piece wood
- Fits mattress size: 36x80
- Shipped ready to assemble

| Part Number  | Description   | D" x W" x H" | Price |
|--------------|---|--------------|-------|
| MFBE3R4184-K | MFS, Bed W/ Side Return, 3-Piece Deck, 3 Rail, Sized for 36 X 80 Mattress | 41 x 84 x 29 | \$881 |
| MFBE3R4184-M | MFS, Bed W/ Side Return, 3-Piece Deck, 3 Rail, Sized for 36 X 80 Mattress | 41 x 84 x 29 | \$881 |



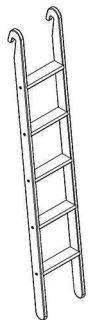
Open Market

**Standard includes:**

- Veneer plywood
- Bolt-on, attachment hardware included

| Part Number  | Description     | D" x W" x H" | Price |
|--------------|-----------------|--------------|-------|
| MFGR1X0148-Y | MFS, Guard Rail | 1 x 48 x 0   | \$288 |



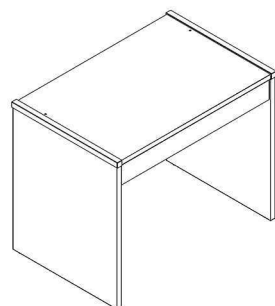


Open Market

**Standard includes:**

- 1 " exposed veneer plywood
- Species: **K** Oak or **M** Maple
- Each step supported beneath by threaded metal rod
- Available in 2 sizes for bunked or lofted layouts

| Part Number | Description                     | D" x W" x H" | Price |
|-------------|---------------------------------|--------------|-------|
| MFLD1X313-Y | MFS, MFS Ladder for Bunked Beds | 3 x 13 x 68  | \$325 |
| MFLD2X313-Y | MFS, MFS Ladder for Lofted Beds | 3 x 13 x 81  | \$349 |



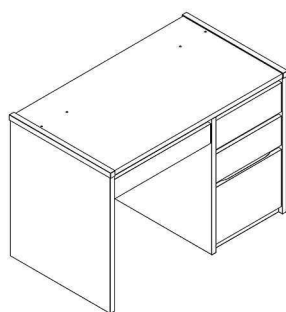
GSA Approved | 71-204

Tip: Computer drawer has a cutout on drawer front

**Standard includes:**

- Case: hardwood veneer plywood with matching PVC edge band
- Worksurface: laminate with matching PVC edge band
- Solid wood corner joiners
- 3/4 height back panel
- Pencil or computer drawer
- 3/4 extension epoxy coated drawer slides
- Shipped assembled

| Part Number | Description                          | D" x W" x H" | Price |
|-------------|--------------------------------------|--------------|-------|
| MFDEBB36-Y  | MFS, Desk, Slab Leg, Pencil Drawer   | 24 x 36 x 29 | \$630 |
| MFDEBB42-Y  | MFS, Desk, Slab Leg, Pencil Drawer   | 24 x 42 x 29 | \$726 |
| MFDEBC36-Y  | MFS, Desk, Slab Leg, Computer Drawer | 24 x 36 x 29 | \$654 |
| MFDEBC42-Y  | MFS, Desk, Slab Leg, Computer Drawer | 24 x 42 x 29 | \$785 |



GSA Approved | 71-204

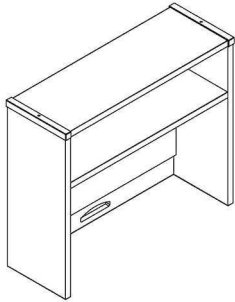
**Standard includes:**

- Desk case: hardwood veneer plywood with matching PVC edge band
- Worksurface: laminate with matching PVC edge band
- Solid wood corner joiners
- 3/4 height back panel
- Pencil or computer drawer
- Box/ Box/ File
- 3/4 extension epoxy coated drawer slides
- Shipped assembled

**Options available:**

- Hasp lock on top drawer, only; black

| Part Number | Description                               | D" x W" x H" | Price   | Drawer Hasp |
|-------------|---|--------------|---------|-------------|
| MFDEBJ42-Y  | MFS, Desk, Slab Leg, BBF, Pencil Drawer   | 24 x 42 x 29 | \$1,045 | +\$35       |
| MFDEBK42-Y  | MFS, Desk, Slab Leg, BBF, Computer Drawer | 24 x 42 x 29 | \$1,069 | +\$35       |



GSA Approved | 71-204

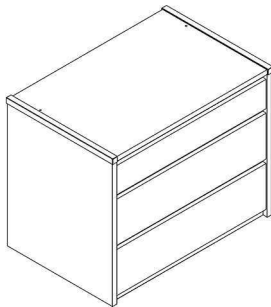
**Standard includes:**

- Hardwood veneer plywood with matching PVC edge band
- Solid wood corner joiners
- Cable management cutouts
- Fixed shelf
- Shipped assembled

**Options available:**

- Tack board
- Task light: Florescent or LED

| Part Number | Description                | D" x W" x H" | Price | Tack  | Light  | LED    |
|-------------|----------------------------|--------------|-------|-------|--------|--------|
| MFOR34-Y    | MFS, Organizer, High Shelf | 12 x 34 x 29 | \$409 | +\$50 | +\$100 | +\$187 |
| MFOR40-Y    | MFS, Organizer, High Shelf | 12 x 40 x 29 | \$435 | +\$50 | +\$100 | +\$187 |



GSA Approved | 71-204

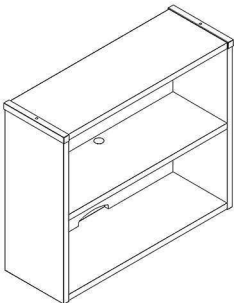
**Standard includes:**

- Case: hardwood veneer plywood with matching PVC edge band
- Top: laminate with matching PVC edge band
- Solid wood corner joiners
- 3/4 extension epoxy coated drawer slides
- Shipped assembled

**Options available:**

- Hasp lock on top drawer, only; black

| Part Number | Description          | D" x W" x H" | Price | Drawer Hasp |
|-------------|----------------------|--------------|-------|-------------|
| MFDR3X36-Y  | MFS, Chest, 3-Drawer | 24 x 36 x 29 | \$997 | +\$35       |

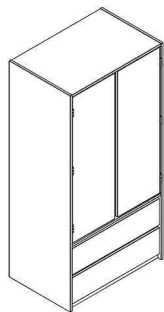


GSA Approved | 71-204

**Standard includes:**

- Hardwood veneer plywood with matching PVC edge band
- Solid wood corner joiners
- Cable management cutouts
- Fixed shelf
- Shipped assembled

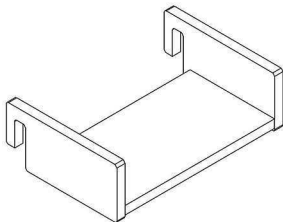
| Part Number | Description            | D" x W" x H" | Price |
|-------------|------------------------|--------------|-------|
| MFBK1S34-Y  | MFS, Bookcase, 1-Shelf | 12 x 34 x 29 | \$419 |



GSA Approved | 71-204  
Tip: two door model features fixed shelf above closet rod

- Standard includes:**
- Hardwood veneer plywood with matching PVC edge band
  - Closet rod: chrome
  - Coat hook on inside of door
  - 3/4 extension epoxy coated drawer slides, if specified
  - Shipped assembled
- Options available:**
- Hasp lock on top drawer, only; black
  - J-bar for lofting of bed
  - Mirror, 14w x 24l
  - Towel bar

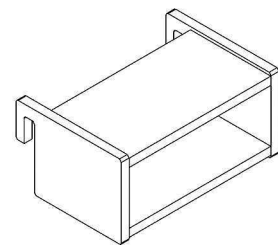
| Part Number | Description                         | D" x W" x H" | Price   | Mirror | TwlBar | Jbar  | Drawer Hasp |
|-------------|-------------------------------------|--------------|---------|--------|--------|-------|-------------|
| MFWABP36-Y  | MFS Wardrobe, 2 Door, Coat Hook     | 24 x 36 x 72 | \$1,219 | +\$50  | +\$43  | +\$68 |             |
| MFWACG36-Y  | MFS, 72" Wardrobe, 2 Door, 2 Drawer | 24 x 36 x 72 | \$1,430 | +\$50  | +\$43  | +\$68 | +\$35       |



Open Market

- Standard includes:**
- Laminated veneer exposed plywood panels
  - Position anywhere along headboard and side rail

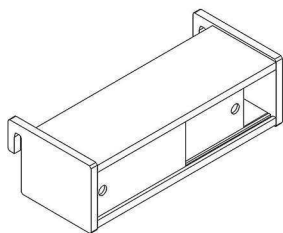
| Part Number | Description           | D" x W" x H" | Price |
|-------------|-----------------------|--------------|-------|
| MFSHTX15-Y  | MFS, Talon Shelf, 15" | 15 x 8 x 5   | \$98  |
| MFSHTX23-Y  | MFS, Talon Shelf, 23" | 23 x 8 x 5   | \$117 |



Open Market

- Standard includes:**
- Laminated veneer exposed plywood panels
  - Position anywhere along headboard and side rail

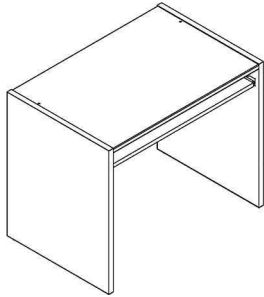
| Part Number | Description               | D" x W" x H" | Price |
|-------------|---------------------------|--------------|-------|
| MFSHTB15-Y  | MFS, Talon Box Shelf, 15" | 8 x 15 x 7   | \$112 |
| MFSHTB23-Y  | MFS, Talon Box Shelf, 23" | 23 x 8 x 7   | \$122 |



Open Market

- Standard includes:**
- Laminated veneer exposed plywood panels
  - Door front: white laminate
  - Center divider
  - Position anywhere along headboard and side rail

| Part Number | Description                             | D" x W" x H" | Price |
|-------------|---|--------------|-------|
| MFSHTS23-Y  | MFS, Talon Box Shelf with Sliding Doors | 23 x 8 x 7   | \$135 |

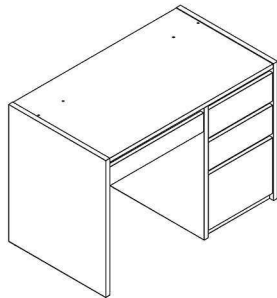


GSA Approved | 71-204

**Standard includes:**

- Case: hardwood veneer plywood with matching PVC edge band
- Worksurface: laminate with matching PVC edge band
- 3/4 height back panel
- Pencil or keyboard tray
- Shipped assembled

| Part Number | Description                              | D" x W" x H" | Price |
|-------------|--|--------------|-------|
| MRDEBB36-Y  | MFS RENEW, Desk, Slab Leg, Pencil Drawer | 24 x 36 x 29 | \$576 |
| MRDEBB42-Y  | MFS RENEW, Desk, Slab Leg, Pencil Drawer | 24 x 42 x 29 | \$664 |
| MRDEBB48-Y  | MFS RENEW, Desk, Slab Leg, Pencil Drawer | 24 x 48 x 29 | \$669 |



GSA Approved | 71-204

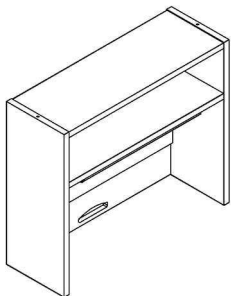
**Standard includes:**

- Case: hardwood veneer plywood with matching PVC edge band
- Worksurface: laminate with matching PVC edge band
- 3/4 height back panel
- Pencil or keyboard tray
- Box/ Box/ File
- 3/4 extension epoxy coated drawer slides
- Shipped assembled

**Options available:**

- Hasp lock on top drawer, only; black

| Part Number | Description                                   | D" x W" x H" | Price   | Drawer Hasp |
|-------------|---|--------------|---------|-------------|
| MRDEBJ42-Y  | MFS RENEW, Desk, Slab Leg, BBF, Pencil Drawer | 24 x 42 x 29 | \$997   | +\$35       |
| MRDEBJ48-Y  | MFS RENEW, Desk, Slab Leg, BBF, Pencil Drawer | 24 x 48 x 29 | \$1,007 | +\$35       |



GSA Approved | 71-204

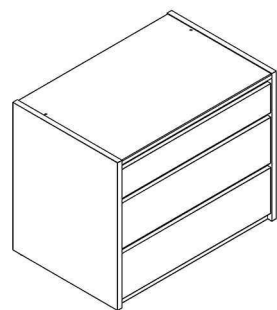
**Standard includes:**

- Hardwood veneer plywood with matching PVC edge band
- Cable management cutouts
- Fixed shelf
- Shipped assembled

**Options available:**

- Tack board
- Task light: Florescent or LED

| Part Number | Description          | D" x W" x H" | Price | Tack  | Light  | LED    |
|-------------|----------------------|--------------|-------|-------|--------|--------|
| MROR34-Y    | MFS RENEW, Organizer | 12 x 34 x 29 | \$361 | +\$50 | +\$100 | +\$187 |
| MROR40-Y    | MFS RENEW, Organizer | 12 x 40 x 29 | \$390 | +\$50 | +\$100 | +\$187 |



GSA Approved | 71-204

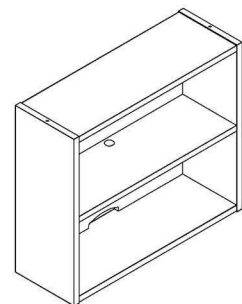
**Standard includes:**

- Case: hardwood veneer plywood with matching PVC edge band
- Top: laminate with matching PVC edge band
- 3/4 extension epoxy coated drawer slides
- Shipped assembled

**Options available:**

- Hasp lock on top drawer, only; black

| Part Number | Description                | D" x W" x H" | Price | Drawer Hasp |
|-------------|----------------------------|--------------|-------|-------------|
| MRDR3X36-Y  | MFS RENEW, Chest, 3-Drawer | 24 x 36 x 29 | \$947 | +\$35       |



GSA Approved | 71-204

**Standard includes:**

- Hardwood veneer plywood with matching PVC edge band
- Cable management cutouts
- Fixed shelves
- Shipped assembled

| Part Number | Description                  | D" x W" x H" | Price |
|-------------|------------------------------|--------------|-------|
| MRBK1S34-Y  | MFS RENEW, Bookcase, 1-Shelf | 12 x 34 x 29 | \$378 |

This versatile, component replaceable line provides different looks through choices of pulls. RH Series offers all the options, looks and convenience you'll ever need.



## Features

### Desk

#### Construction

Glue and dowel and Dry-fit construction methods available. Dry-fit construction uses metal-to-metal fasteners allowing simple component replacement in the field.

Hardwood veneer plywood with matching PVC edge band. Laminate worksurface with matching PVC edge band.

Open leg has solid hardwood legs and a 1" laminate worksurface with matching PVC edge band. Hardwood veneer plywood on case, with pedestal desk.

Drawers have removable, solid hardwood fronts, 1/2" veneer plywood sides; 1/4" bottom with waterproof vinyl face; dove-tail or glue and dowel joinery; and open to 3/4 of their depth.



#### Back panel.

3/4 height for access to wall outlets and easy cable routing.

#### Optional pencil drawer.

Keeps supplies organized and within reach.

#### Optional power

Integrated power in desk top provides easy access to power. Includes 1 power outlets and 2 USB charging ports. USB port will charge smartphones, iPods, iPads, e-book readers etc.

#### Optional hasp lock

Available on top drawer, only. Use with own padlock to provide additional security.

#### Storage options.

Box/Box/ File pedestal; Box drawer with shelf below, with and without door.



## Features

### Organizer and Storage Hutch

#### Construction

Glue and dowel and Dry-fit construction methods available. Dry-fit construction uses metal-to-metal fasteners allowing simple component replacement in the field.

Hardwood veneer plywood with matching PVC edge band.

#### Extended back and side panels.


Keep items from falling off and damaging walls.

#### Optional tack board.

Provides a place to display personal items.

#### Optional door.

Door standard with pull, if specified.




#### Cable management.

Cable pass-through at bottom of back panel and egress grommet below shelf allow cables to be routed out back. Cutout at shelf allows vertical wire management.

#### Task light option.

Mounts in recessed area beneath shelf. Choice of fluorescent or energy efficient LED.



#### Cable management.

Cable management throughout. Allows cables to be managed neatly within and out of unit.

### Bookcase

#### Construction

Glue and dowel and Dry-fit construction methods available. Dry-fit construction uses metal-to-metal fasteners allowing simple component replacement in the field.

Hardwood veneer plywood with matching PVC edge band.



#### Shelves.

Top and bottom shelves are fixed. Middle shelves are adjustable and allow for cable management.

#### Configurations

Available in 3-, 4- and 5-high units.



## Features

### Pedestal

#### Construction

Glue and dowel and Dry-fit construction methods available. Dry-fit construction uses metal-to-metal fasteners allowing simple component replacement in the field.

Hardwood veneer plywood with matching PVC edge band. Laminate top with matching PVC edge band.

Drawers have removable, solid hardwood fronts; 1/2" veneer plywood sides; 1/4" bottom with waterproof vinyl face; Dove-tail or glue and dowel joinery; and open to 3/4 of their depth.

#### Cable management.

Grommet in back of unit to allow cables to neatly be managed out the back.



#### Box/ File drawers.

3/4 extension epoxy coated drawer slides.

#### Casters.

Allow for mobility. Mobile pedestal fits under desk or can be moved wherever storage is needed.



#### Laminate top.

Desk-height pedestals have a laminate top that aligns with the height of the desk to expand the work space.

#### Configurations

Several different styles are available to support storage needs.

#### Optional low-profile casters

Have internal glide that can be engaged to keep furniture stationary.

### Chest

#### Construction

Glue and dowel and Dry-fit construction methods available. Dry-fit construction uses metal-to-metal fasteners allowing simple component replacement in the field.

Hardwood veneer plywood with matching PVC edge band.

Drawers have removable, solid hardwood fronts; 1/2" veneer plywood sides; 1/4" bottom with waterproof vinyl face; Dove-tail or glue and dowel joinery; and open to 3/4 of their depth.



#### Laminate top.

Desk-height chests have a laminate top that aligns with the height of the desk to expand the work space.

#### Drawers

3/4 extension epoxy coated slides.

#### Hasp Lock

Available on top drawer, only. Use with own padlock to provide additional security.

#### Optional low-profile casters

Have internal glide that can be engaged to keep furniture stationary.

## Features

### Stacking Drawer

#### Construction

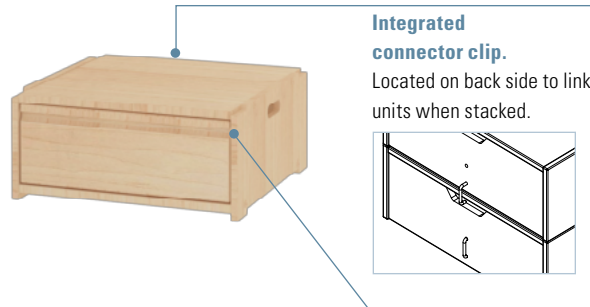
Glue and dowel and Dry-fit construction methods available. Dry-fit construction uses metal-to-metal fasteners allowing simple component replacement in the field.

$\frac{3}{4}$ " hardwood veneer plywood with matching PVC edge band.

Drawers have removable, fronts;  $\frac{1}{2}$ " veneer plywood sides;  $\frac{1}{4}$ " bottom with waterproof vinyl face; Dove-tail or glue and dowel joinery; and open to  $\frac{3}{4}$  of their depth.

#### Stack or nest

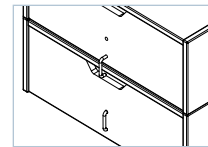
Can be used side-by-side beneath bed or stack. Single 4-high, double 2-high.



#### Integrated

#### connector clip.

Located on back side to link units when stacked.



#### Drawers

$\frac{3}{4}$  extension epoxy coated slides.



### Nighstand

#### Construction

Glue and dowel and Dry-fit construction methods available. Dry-fit construction uses metal-to-metal fasteners allowing simple component replacement in the field.

Hardwood veneer plywood with matching PVC edge band. Laminate top with matching PVC edge band.

Drawers have removable, fronts;  $\frac{1}{2}$ " veneer plywood sides;  $\frac{1}{4}$ " bottom with waterproof vinyl face; Dove-tail or glue and dowel joinery; and open to  $\frac{3}{4}$  of their depth.

#### Configurations

Available with 1- or 2-drawers.

#### Drawers.

$\frac{3}{4}$  extension epoxy coated slides.



## Features

### Wardrobe

#### Construction

Glue and dowel and Dry-fit construction methods available. Dry-fit construction uses metal-to-metal fasteners allowing simple component replacement in the field.

Hardwood veneer plywood with matching PVC edge band. Laminate top with matching PVC edge band.

Drawers have removable, solid hardwood fronts;  $\frac{1}{2}$ " veneer plywood sides;  $\frac{1}{4}$ " bottom with waterproof vinyl face; Dove-tail or glue and dowel joinery; and open to  $\frac{3}{4}$  of their depth.

Doors are  $\frac{3}{4}$ " veneer with solid hardwood pulls.

#### Grommets.

Located in back for cable management.

#### Leveler glides.

Four adjustable glides accommodate uneven floors.



#### Configurations

Available with 2-doors, or 2-doors with 2-drawers. Single door, 24" wide units are also available with left and right hinged doors.

#### Interior.

Coat rod and coat hook. 2-door unit has fixed shelf above coat rod.

#### Drawers.

$\frac{3}{4}$  extension epoxy coated slides.

#### Hasp Lock

Available on top drawer, only. Use with own padlock to provide additional security.

#### Optional low-profile casters

Have internal glide that can be engaged to keep furniture stationary.

## Pull Styles

---



Half-moon (Standard)



Linear



Bar

## Statement of Line

---



Desk with  
Organizer



Pedestal Desk



Chest



Bookcase



Wardrobe



Single Stacking Drawer

## Configurations

---



## How to Specify

---

|          |                      |                         |                |                        |
|----------|----------------------|-------------------------|----------------|------------------------|
| Example. | 1. Construction Type | 2. Identify Part Number | 3. Select Pull | 4. Material and Finish |
|          | <b>RG</b>            | <b>DEBG44</b>           | <b>X</b>       | <b>YK02</b>            |

Step 1. Determine Construction type, Glue and dowel or Dry-fit:

**RG** Glue and dowel

**RD** Dry-fit, exposed fasteners

Step 2. Identify the Part Number from the succeeding product price pages.

Step 3. Select Pull, if specified.

**X** Half-moon

**1** Bar

**3** Linear

Step 3. Select the Material and Finish:

**Y** Veneer on Plywood

K02 Light Oak

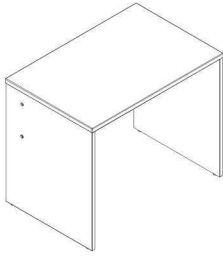
K40 Medium Oak

M01 Natural Maple

M30 Cinnamon Noche Maple

M50 Chestnut Maple

M60 Cocoa Maple



GSA Approved | 71-204

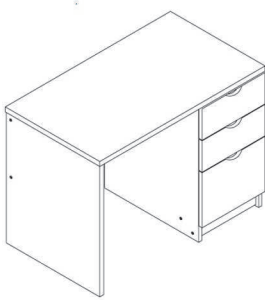
## Standard includes:

- Case: veneer plywood with matching PVC edge band
- Worksurface: laminate with matching PVC edge band
- 3/4 height back panel
- Dry-fit construction, exposed fasteners
- Solid wood drawer front, if pencil drawer specified
- Shipped assembled

## Options available:

- Glue and dowel construction. Replace "RD" in part number with "RG".
- Desk mounted power. Includes 2 power outlets, 4 USB charging ports.

| Part Number | Description                              | D" x W" x H" | Price | Power  |
|-------------|--|--------------|-------|--------|
| RDDEAZ30-Y  | RH SERIES, Desk, Slab Leg                | 24 x 30 x 29 | \$567 | +\$400 |
| RDDEAZ36-Y  | RH SERIES, Desk, Slab Leg                | 24 x 36 x 29 | \$577 | +\$400 |
| RDDEAZ44-Y  | RH SERIES, Desk, Slab Leg                | 24 x 44 x 29 | \$607 | +\$400 |
| RDDEBB30-Y  | RH SERIES, Desk, Slab Leg, Pencil Drawer | 24 x 30 x 29 | \$739 | +\$400 |
| RDDEBB36-Y  | RH SERIES, Desk, Slab Leg, Pencil Drawer | 24 x 36 x 29 | \$749 | +\$400 |
| RDDEBB44-Y  | RH SERIES, Desk, Slab Leg, Pencil Drawer | 24 x 44 x 29 | \$778 | +\$400 |



GSA Approved | 71-204

## Standard includes:

- Case: veneer plywood with matching PVC edge band
- Worksurface: laminate with matching PVC edge band
- Drawer fronts: solid wood with half-moon pull
- V Wood Veneer
- Box/ Box/ File with 3/4 extension epoxy coated drawer slides
- Pencil drawer, available
- 3/4 height back panel
- Dry-fit construction
- Exposed fasteners
- Shipped assembled

## Options available:

- Glue and dowel construction. Replace "RD" in part number with "RG".
- Linear integral pull or bar pull
- Hasp lock on top box drawer, only; black
- Desk mounted power. Includes 2 power outlets, 4 USB charging ports.

| Part Number | Description   | D" x W" x H" | Price   | Drawer Hasp | Power  | BarPull | Linear |
|-------------|---|--------------|---------|-------------|--------|---------|--------|
| RDDEBG44-Y  | RH SERIES, Desk, Slab Leg, BBF                                  | 24 x 44 x 29 | \$928   | +\$35       | +\$400 | +\$45   |        |
| RDDEBJ44-Y  | RH SERIES, Desk, Slab Leg, BBF, Pencil Drawer                   | 24 x 44 x 29 | \$1,080 | +\$35       | +\$400 | +\$45   |        |
| RDDEE844-Y  | RH SERIES, Desk, Slab Leg, Box Drawer, Adjustable Shelf         | 24 x 44 x 29 | \$878   | +\$35       | +\$400 | +\$15   |        |
| RDDEE944-Y  | RH SERIES, Desk, Slab Leg, Box Drawer, Adjustable Shelf w/ Door | 24 x 44 x 29 | \$929   | +\$35       | +\$400 | +\$30   |        |



GSA Approved | 71-204

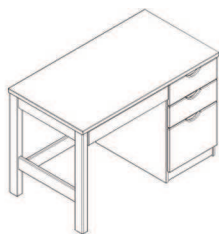
**Standard includes:**

- Case: solid hardwood legs with 3/4 height veneer plywood back panel
- Worksurface: laminate with matching PVC edge band
- 3/4 height back panel
- Dry-fit construction, exposed fasteners
- Pencil drawer, available
- Shipped assembled

**Options available:**

- Glue and dowel construction. Replace "RD" in part number with "RG".
- Desk mounted power. Includes 2 power outlets, 4 USB charging ports.

| Part Number | Description                              | D" x W" x H" | Price | Power  |
|-------------|--|--------------|-------|--------|
| RDDEAA30-Y  | RH SERIES, Desk, Open Leg                | 24 x 30 x 29 | \$629 | +\$400 |
| RDDEAA36-Y  | RH SERIES, Desk, Open Leg                | 24 x 36 x 29 | \$640 | +\$400 |
| RDDEAA44-Y  | RH SERIES, Desk, Open Leg                | 24 x 44 x 29 | \$669 | +\$400 |
| RDDEAC30-Y  | RH SERIES, Desk, Open Leg, Pencil Drawer | 24 x 30 x 29 | \$805 | +\$400 |
| RDDEAC36-Y  | RH SERIES, Desk, Open Leg, Pencil Drawer | 24 x 36 x 29 | \$816 | +\$400 |
| RDDEAC44-Y  | RH SERIES, Desk, Open Leg, Pencil Drawer | 24 x 44 x 29 | \$840 | +\$400 |



GSA Approved | 71-204

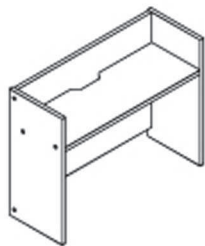
**Standard includes:**

- Case: solid hardwood legs with 3/4 height veneer plywood back panel
- Worksurface: laminate with matching PVC edge band
- Drawer fronts: solid wood with half-moon pull
- Box/ Box/ File with 3/4 extension epoxy coated drawer slides
- Pencil drawer, available
- Dry-fit construction, exposed fasteners
- Shipped assembled

**Options available:**

- Glue and dowel construction. Replace "RD" in part number with "RG".
- Linear integral pull or bar pull
- Hasp lock on top box drawer, only; black
- Desk mounted power. Includes 2 power outlets, 4 USB charging ports.

| Part Number | Description                                   | D" x W" x H" | Price   | Drawer Hasp | Power  | BarPull | Linear |
|-------------|---|--------------|---------|-------------|--------|---------|--------|
| RDDEAF44-Y  | RH SERIES, Desk, Open Leg, BBF                | 24 x 44 x 29 | \$1,069 | +\$35       | +\$400 | +\$45   |        |
| RDDEAI44-Y  | RH SERIES, Desk, Open Leg, BBF, Pencil Drawer | 24 x 44 x 29 | \$1,142 | +\$35       | +\$400 | +\$45   |        |



GSA Approved | 71-204

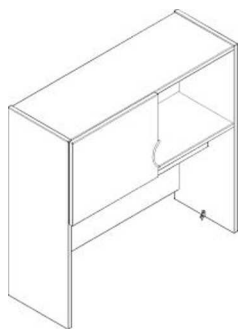
**Standard includes:**

- Veneer plywood with matching PVC edge band
- Cable management cutouts
- Fixed shelf
- Dry-fit construction, exposed fasteners
- Shipped assembled

**Options available:**

- Glue and dowel construction. Replace "RD" in part number with "RG".
- Tack board
- Task light: Florescent or LED

| Part Number | Description          | D" x W" x H" | Price | Tack  | Light  | LED    |
|-------------|----------------------|--------------|-------|-------|--------|--------|
| RDOR28-Y    | RH SERIES, Organizer | 12 x 28 x 25 | \$329 | +\$50 | +\$100 | +\$187 |
| RDOR34-Y    | RH SERIES, Organizer | 12 x 34 x 25 | \$339 | +\$50 | +\$100 | +\$187 |
| RDOR42-Y    | RH SERIES, Organizer | 12 x 42 x 25 | \$347 | +\$50 | +\$100 | +\$187 |



GSA Approved | 71-204

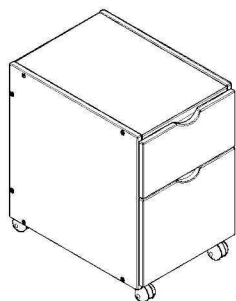
**Standard includes:**

- Wood Veneer with matching PVC edge band
- Cable management integrated throughout
- Dry-fit construction
- Fixed shelf
- Open or single door with half-moon pull, left
- Shipped assembled

**Options available:**

- Glue and dowel assembly. Replace "RD" in part number with "RG".
- Linear integral pull or bar pull
- Tack board
- Task light: Florescent or LED

| Part Number | Description                       | D" x W" x H" | Price | Tack  | Light  | LED    | BarPull | Linear |
|-------------|-----------------------------------|--------------|-------|-------|--------|--------|---------|--------|
| RDHD34-Y    | RH SERIES, Hutch with Single Door | 12 x 34 x 32 | \$452 | +\$50 | +\$100 | +\$187 | +\$15   |        |
| RDHD42-Y    | RH SERIES, Hutch with Single Door | 12 x 42 x 32 | \$476 | +\$50 | +\$100 | +\$187 | +\$15   |        |
| RDHU34-Y    | RH SERIES, Open Hutch             | 12 x 34 x 32 | \$422 | +\$50 | +\$100 | +\$187 |         |        |
| RDHU42-Y    | RH SERIES, Open Hutch             | 12 x 42 x 32 | \$446 | +\$50 | +\$100 | +\$187 |         |        |



GSA Approved | 71-204

**Standard includes:**

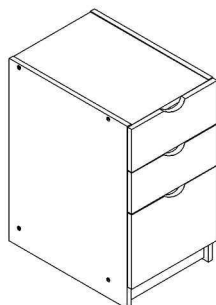
- Case: veneer plywood with matching PVC edge band
- Top: laminate with matching PVC edge band
- Drawer fronts: solid wood with half-moon pull
- Box/ File
- 3/4 extension epoxy coated drawer slides
- Dry-fit construction, exposed fasteners
- Casters, non-locking: black plastic
- Shipped assembled

**Options available:**

- Glue and dowel construction. Replace "RD" in part number with "RG".
- Linear integral pull or bar pull

| Part Number | Description                             | D" x W" x H" | Price | BarPull | Linear |
|-------------|---|--------------|-------|---------|--------|
| RDPE1X20-Y  | RH SERIES, Mobile Pedestal, BF, Casters | 20 x 16 x 22 | \$585 | +\$30   |        |





GSA Approved | 71-204

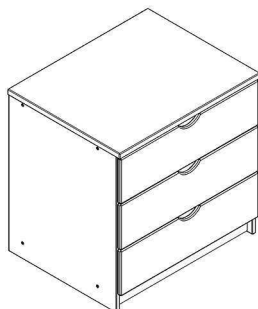
## Standard includes:

- Case: veneer plywood with matching PVC edge band
- Top: laminate with matching PVC edge band
- Drawer fronts: solid wood with half-moon pull
- Dry-fit construction, exposed fasteners
- Shipped assembled

## Options available:

- Glue and dowel construction. Replace "RD" in part number with "RG".
- Linear integral pull or bar pull
- Low-profile casters

| Part Number | Description  | D" x W" x H" | Price | Drawer Hasp | BarPull | Linear | Caster1 |
|-------------|--|--------------|-------|-------------|---------|--------|---------|
| RDPEM324-Y  | RH SERIES, Movable Pedestal, BBF                         | 24 x 16 x 29 | \$735 | +\$35       | +\$45   |        | +\$90   |
| RDPEM524-Y  | RH SERIES, Movable Pedestal, File Drawer with Open Shelf | 24 x 16 x 29 | \$692 |             | +\$15   |        | +\$90   |
| RDPEM624-Y  | RH SERIES, Movable Pedestal, Open                        | 24 x 16 x 29 | \$610 |             |         |        | +\$90   |
| RDPEM724-Y  | RH SERIES, Movable Pedestal, Full Door                   | 24 x 16 x 29 | \$651 |             | +\$15   |        | +\$90   |



GSA Approved | 71-204

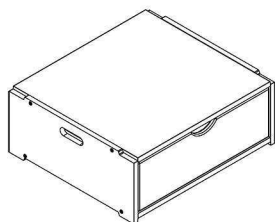
## Standard includes:

- Case: veneer plywood with matching PVC edge band
- Top: laminate with matching PVC edge band
- Drawer fronts: solid wood with half-moon pull
- 3/4 extension nylon drawer slides
- Dry-fit construction, exposed fasteners
- Shipped assembled

## Options available:

- Glue and dowel construction. Replace "RD" in part number with "RG".
- Linear integral pull or bar pull
- Hasp lock on top drawer, only; black
- Low-profile casters

| Part Number | Description                | D" x W" x H" | Price   | Drawer Hasp | BarPull | Linear | Caster1 |
|-------------|----------------------------|--------------|---------|-------------|---------|--------|---------|
| RDDR2X30-Y  | RH SERIES, Chest, 2-Drawer | 24 x 30 x 29 | \$953   | +\$35       | +\$30   |        | +\$90   |
| RDDR2X36-Y  | RH SERIES, Chest, 2-Drawer | 24 x 36 x 29 | \$1,004 | +\$35       | +\$30   |        | +\$90   |
| RDDR3X30-Y  | RH SERIES, Chest, 3-Drawer | 24 x 30 x 29 | \$966   | +\$35       | +\$45   |        | +\$90   |
| RDDR3X36-Y  | RH SERIES, Chest, 3-Drawer | 24 x 36 x 29 | \$1,020 | +\$35       | +\$45   |        | +\$90   |
| RDDR4X30-Y  | RH SERIES, Chest, 4-Drawer | 24 x 30 x 38 | \$1,254 | +\$35       | +\$60   |        | +\$90   |
| RDDR5X30-Y  | RH SERIES, Chest, 5-Drawer | 24 x 30 x 47 | \$1,578 | +\$35       | +\$75   |        | +\$90   |



GSA Approved | 71-204

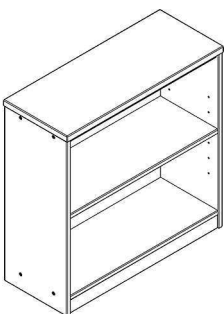
**Standard includes:**

- Case: veneer plywood with matching PVC edge band
- Drawer fronts: solid wood with half-moon pull
- Handhold on sides
- 3/4 extension epoxy coated drawer slides
- Single can stack 4 high; double 2 high
- Integrated safety connector clip at rear
- Dry-fit construction, exposed fasteners
- Shipped assembled

**Options available:**

- Glue and dowel construction. Replace "RD" in part number with "RG".
- Linear integral pull or bar pull

| Part Number | Description                               | D" x W" x H" | Price | BarPull | Linear |
|-------------|---|--------------|-------|---------|--------|
| RDSD1D26-Y  | RH SERIES, 1-Drawer Stacker Storage       | 24 x 26 x 10 | \$435 | +\$15   |        |
| RDSD1G26-Y  | RH SERIES, 1-Large Drawer Stacker Storage | 24 x 26 x 14 | \$492 | +\$15   |        |
| RDSD2D26-Y  | RH SERIES, 2-Drawer Stacker Storage       | 24 x 26 x 19 | \$659 | +\$30   |        |



GSA Approved | 71-204

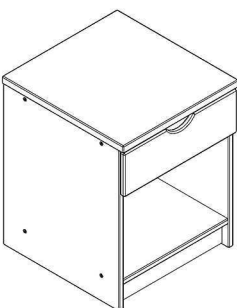
**Standard includes:**

- Case: veneer plywood with matching PVC edge band
- Top: laminate with matching PVC edge band
- Cable management grommets
- Dry-fit construction, exposed fasteners
- Exposed fasteners
- Shipped assembled

**Options available:**

- Glue and dowel construction. Replace "RD" in part number with "RG".

| Part Number | Description                               | D" x W" x H" | Price |
|-------------|---|--------------|-------|
| RDBK1S36-Y  | RH SERIES, Bookcase, 1-Adjustable Shelf   | 12 x 36 x 29 | \$435 |
| RDBK2S36-Y  | RH SERIES, Bookcase, 2-Adjustable Shelves | 12 x 36 x 38 | \$522 |
| RDBK3S36-Y  | RH SERIES, Bookcase, 3-Adjustable Shelves | 12 x 36 x 48 | \$607 |



GSA Approved | 71-204

**Standard includes:**

- Case: veneer plywood with matching PVC edge band
- Top: laminate with matching PVC edge band
- Drawer fronts: solid wood with half-moon pull
- 3/4 extension epoxy coated drawer slides
- Dry-fit construction, exposed fasteners
- Exposed fasteners
- Shipped assembled

**Options available:**

- Glue and dowel construction. Replace "RD" in part number with "RG".
- Linear integral pull or bar pull

| Part Number | Description                     | D" x W" x H" | Price | BarPull | Linear |
|-------------|---------------------------------|--------------|-------|---------|--------|
| RDNS1D20-Y  | RH SERIES, Nightstand, 1-Drawer | 18 x 20 x 24 | \$500 | +\$15   |        |
| RDNS2D20-Y  | RH SERIES, Nightstand, 2-Drawer | 18 x 20 x 24 | \$590 | +\$30   |        |



GSA Approved | 71-204

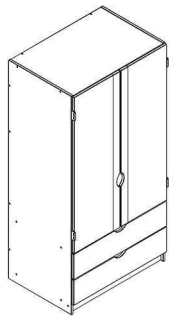
**Standard includes:**

- Veneer plywood with matching PVC edge band
- Solid wood pull with half-moon detail
- 3/4 extension epoxy coated drawer slides
- Fixed shelf
- Closet rod
- Coat hook on inside of door
- Dry-fit construction, exposed fasteners
- Shipped assembled

**Options available:**

- Glue and dowel construction. Replace "RD" in part number with "RG".
- Linear integral pull or bar pull
- Low-profile casters

| Part Number | Description  | D" x W" x H" | Price   | BarPull | Linear | Caster1 |
|-------------|--|--------------|---------|---------|--------|---------|
| RDWAD124-Y  | RH SERIES, Wardrobe, 1-Door, Hinge Left                  | 24 x 24 x 72 | \$1,237 | +\$15   |        | +\$90   |
| RDWAD224-Y  | RH SERIES, Wardrobe, 1-Door with Open Shelf, Hinge Left  | 24 x 24 x 72 | \$1,258 | +\$15   |        | +\$90   |
| RDWAD324-Y  | RH SERIES, Wardrobe, 1-Door, Hinge Right                 | 24 x 24 x 72 | \$1,237 | +\$15   |        | +\$90   |
| RDWAD424-Y  | RH SERIES, Wardrobe, 1-Door with Open Shelf, Hinge Right | 24 x 24 x 72 | \$1,258 | +\$15   |        | +\$90   |



GSA Approved | 71-204

**Standard includes:**

- Veneer plywood with matching PVC edge band
- Drawer fronts: solid wood with half-moon pull
- 3/4 extension epoxy coated drawer slides
- Fixed shelf
- Closet rod
- Coat hook on inside of door
- Dry-fit construction, exposed fasteners
- Shipped assembled

**Options available:**

- Glue and dowel construction. Replace "RD" in part number with "RG".
- Linear integral pull or bar pull
- Hasp lock on top drawer, only; black
- Low-profile casters

| Part Number | Description                           | D" x W" x H" | Price   | BarPull | Linear | Caster1 | Drawer Hasp |
|-------------|---------------------------------------|--------------|---------|---------|--------|---------|-------------|
| RDWABP36-Y  | RH SERIES, Wardrobe, 2-Door           | 24 x 36 x 72 | \$1,483 | +\$30   |        | +\$90   |             |
| RDWACG36-Y  | RH SERIES, Wardrobe, 2-Door, 2 Drawer | 24 x 36 x 72 | \$1,909 | +\$60   |        | +\$90   | +\$35       |

Solo offers a contemporary look and design flexibility through choice of pulls.



## Features

### Desk

#### Construction

Glue and dowel and Dry-fit construction methods available. Dry-fit construction uses exposed metal-to-metal fasteners allowing simple component replacement in the field.

Veneer or laminate with matching PVC edge band. Laminate worksurface with matching PVC edge band.

Drawers have removable, veneer or laminate fronts,  $\frac{1}{2}$ " veneer plywood sides;  $\frac{1}{4}$ " bottom with waterproof vinyl face; Dove-tail or glue and dowel joinery; and open to  $\frac{3}{4}$  of their depth.

#### Desk Shell

Models are available with and without pencil drawer.



#### Back panel.

$\frac{3}{4}$  height for access to wall outlets and easy cable routing.

#### Storage options.

Box/Box/ File pedestal; Box drawer with shelf below, with and without door.

#### Optional pencil drawer.

Keeps supplies organized and within reach.

#### Optional Power

Integrated power in desk top provides easy access to power. Includes 1 power outlets and 2 USB charging ports. USB ports will charge smartphones, iPods, iPads, e-book readers etc.

#### Optional Hasp Lock

Available on top drawer, only. Use with own padlock to provide additional security.

### Bookcase

#### Construction

Glue and dowel and Dry-fit construction methods available. Dry-fit construction uses exposed metal-to-metal fasteners allowing simple component replacement in the field.

Veneer or laminate with matching PVC edge band.



#### Shelves.

Top and bottom shelves are fixed. Middle shelves are adjustable and allow for cable management.

#### Configurations

Available in 3-, 4- and 5-high units.

## Features

### Organizer and Storage Hutch

#### Construction

Glue and dowel and Dry-fit construction methods available. Dry-fit construction uses exposed metal-to-metal fasteners allowing simple component replacement in the field

Veneer or laminate with matching PVC edge band.

#### Extended back and side panels.

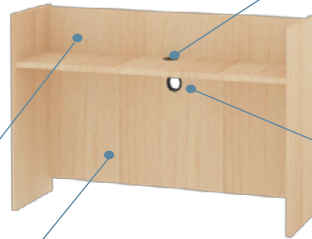
Keep items from falling off and damaging walls.

#### Optional tack board.

Provides a place to display personal items.

#### Optional door.

Door standard with pull, if specified.




#### Cable management.

Cable pass-through at bottom of back panel and egress grommet below shelf allow cables to be routed out back. Cutout at shelf allows vertical wire management.

#### Task light option.

Mounts in recessed area beneath shelf. Choice of fluorescent or energy efficient LED.



#### Cable management.

Cable management throughout. Allows cables to be managed neatly within and out of unit.

### Mobile Pedestal

#### Construction

Glue and dowel and Dry-fit construction methods available. Dry-fit construction uses exposed metal-to-metal fasteners allowing simple component replacement in the field

Veneer or laminate with matching PVC edge band. Laminate top with matching PVC edge band.

Drawers have removable, veneer or laminate fronts, 1/2" veneer plywood sides; 1/4" bottom with waterproof vinyl face; Dove-tail or glue and dowel joinery; and open to 3/4 of their depth.



#### Box/ File drawers.

3/4 extension epoxy coated drawer slides.

#### Casters.

Allow for mobility. Mobile pedestal fits under desk or can be moved wherever storage is needed.



#### Laminate top.

Desk-height pedestals have a laminate top that aligns with the height of the desk to expand the work space.

#### Cable management.

Grommet in back of unit to allow cables to neatly be managed out the back.

#### Configurations.

Several different styles are available to support storage needs.

#### Optional low-profile casters

have internal glide that can

## Features

### Stacking Drawers

#### Construction

Glue and dowel and Dry-fit construction methods available. Dry-fit construction uses exposed metal-to-metal fasteners allowing simple component replacement in the field

Veneer or laminate with matching PVC edge band.

Drawers have removable, veneer or laminate fronts, 1/2" veneer plywood sides; 1/4" bottom with waterproof vinyl face; Dove-tail or glue and dowel joinery; and open to 3/4 of their depth.

#### Stack or nest

Can be used side-by-side beneath bed or stack. Single 4-high, double 2-high.



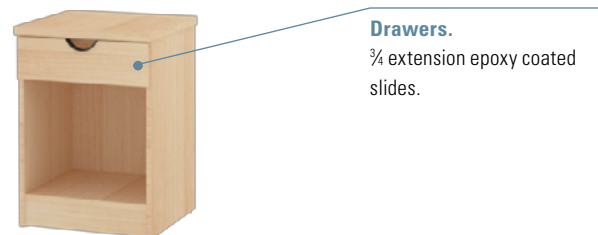
### Nightstand

#### Construction

Glue and dowel and Dry-fit construction methods available. Dry-fit construction uses exposed metal-to-metal fasteners allowing simple component replacement in the field

Veneer or laminate with matching PVC edge band. Laminate top with matching PVC edge band.

Drawers have removable, veneer or laminate fronts, 1/2" veneer plywood sides; 1/4" bottom with waterproof vinyl face; Dove-tail or glue and dowel joinery; and open to 3/4 of their depth.



## Features

### Chest

#### Construction

Glue and dowel and Dry-fit construction methods available. Dry-fit construction uses exposed metal-to-metal fasteners allowing simple component replacement in the field

Veneer or laminate with matching PVC edge band.

Drawers have removable, veneer or laminate fronts, 1/2" veneer plywood sides; 1/4" bottom with waterproof vinyl face; Dove-tail or glue and dowel joinery; and open to 3/4 of their depth.



#### Laminate top.

Desk-height chests have a laminate top that aligns with the height of the desk to expand work space.

#### Drawers

3/4 extension epoxy coated slides.

#### Optional hasp lock

Available on top drawer, only. Use with own padlock to provide additional security.

#### Optional low-profile casters

have internal glide that can be engaged to keep furniture stationary.

### Wardrobe

#### Construction

Glue and dowel and Dry-fit construction methods available. Dry-fit construction uses exposed metal-to-metal fasteners allowing simple component replacement in the field

Veneer or laminate with matching PVC edge band.

Drawers have removable, veneer or laminate fronts, 1/2" veneer plywood sides; 1/4" bottom with waterproof vinyl face; Dove-tail or glue and dowel joinery; and open to 3/4 of

#### Grommets.

Located in back for cable management.

#### Leveler glides.

Four adjustable glides accommodate uneven floors.



#### Configurations

Available with 2-doors, or 2-doors with 2-drawers. Single door, 24" wide units are also available with left and right hinged doors

#### Interior.

Coat rod and coat hook. 2-door unit has fixed shelf above coat rod.

#### Drawers.

3/4 extension epoxy coated slides.

#### Optional Hasp Lock

Available on 2-drawer unit. Available on top drawer, only. Use with own padlock to provide additional security.

#### Optional low-profile casters

have internal glide that can be engaged to keep furniture stationary.



## Pull Styles

---



Half-moon [standard]



Integral



Bar

## Statement of Line

---



Desk



Chest



Bookcase



Nightstand



Wardrobe



Organizer

## Configurations

---





## How to Specify

---

|          |                      |                         |                |                        |
|----------|----------------------|-------------------------|----------------|------------------------|
| Example. | 1. Construction Type | 2. Identify Part Number | 3. Select Pull | 4. Material and Finish |
|          | <b>SG</b>            | <b>DEBG44</b>           | <b>X</b>       | <b>VK02</b>            |

Step 1. Determine Construction type, Glue and dowel or Dry-fit:

**SG** Glue and dowel

**SD** Dry-fit, exposed fasteners

Step 2. Identify the Part Number from the succeeding product price pages.

Step 3. Select Pull, if specified.

**X** Half-moon

**1** Bar

**2** Integral

Step 3. Select the Material and Finish:

**L** Laminate

A4 Natural Maple

A6 Cinnamon Noche Maple

A8 Cocoa Maple

B3 Latte

B8 Chestnut

**V** Veneer on Engineered Core

K02 Light Oak

K40 Medium Oak

M01 Natural Maple

M30 Cinnamon Noche Maple

M50 Chestnut Maple

M60 Cocoa Maple

**Y** Veneer on Plywood

K02 Light Oak

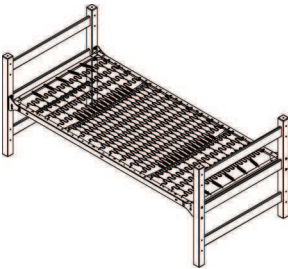
K40 Medium Oak

M01 Natural Maple

M30 Cinnamon Noche Maple

M50 Chestnut Maple

M60 Cocoa Maple

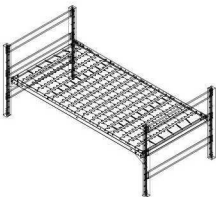


GSA Approved | 71-204

**Standard includes:**

- Solid hardwood posts and rails
- Species: **K** Oak, **M** Maple, or **S** Sycamore
- Dimensions: Overall product length, width and height dimensions may be changed to accommodate different size mattresses. These changes would be made on our standard contract pricing of the nearest standard price items
- Two headboard posts sizes: 1.75" or 2.5"
- Shipped ready to assemble

| Part Number  | Description  | D" x W" x H" | Price |
|--------------|--|--------------|-------|
| SOBE3S4084-K | SOLO, Bed, Bolt-On Spring Deck, Small Post Headboard, Sized for 39 X 80 Mattress | 40 x 84 x 37 | \$689 |
| SOBE3S4084-M | SOLO, Bed, Bolt-On Spring Deck, Small Post Headboard, Sized for 39 X 80 Mattress | 40 x 84 x 37 | \$689 |
| SOBE3S4084-S | SOLO, Bed, Bolt-On Spring Deck, Small Post Headboard, Sized for 39 X 80 Mattress | 40 x 84 x 37 | \$644 |
| SOBE3S4085-K | SOLO, Bed, Bolt-On Spring Deck, Large Post Headboard, Sized for 39 X 80 Mattress | 40 x 85 x 37 | \$713 |
| SOBE3S4085-M | SOLO, Bed, Bolt-On Spring Deck, Large Post Headboard, Sized for 39 X 80 Mattress | 40 x 85 x 37 | \$713 |
| SOBE3S4085-S | SOLO, Bed, Bolt-On Spring Deck, Large Post Headboard, Sized for 39 X 80 Mattress | 40 x 85 x 37 | \$666 |

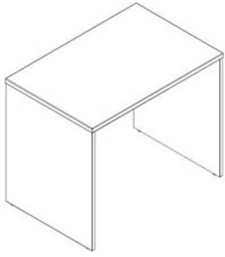


GSA Approved | 71-204

**Standard includes:**

- Species: **K** Oak, **M** Maple, **S** Sycamore
- 2 steel pins for lofting and bunking with no tools
- One piece steel side rails: black
- 11 deck heights with steel pin channel
- Deck: spring
- Tested and approved for GSA bunkable bed use
- Shipped ready to assemble

| Part Number  | Description  | D" x W" x H" | Price |
|--------------|--|--------------|-------|
| SOBE3S3986-K | SOLO, Bed, Spring Deck, Sized for a 36x80 Mattress | 39 x 86 x 36 | \$800 |
| SOBE3S3986-M | SOLO, Bed, Spring Deck, Sized for a 36x80 Mattress | 39 x 86 x 36 | \$800 |
| SOBE3S3986-S | SOLO, Bed, Spring Deck, Sized for a 36x80 Mattress | 39 x 86 x 36 | \$775 |
| SOBE3S4286-K | SOLO, Bed, Spring Deck, Sized for a 39x80 Mattress | 42 x 86 x 36 | \$800 |
| SOBE3S4286-M | SOLO, Bed, Spring Deck, Sized for a 39x80 Mattress | 42 x 86 x 36 | \$800 |
| SOBE3S4286-S | SOLO, Bed, Spring Deck, Sized for a 39x80 Mattress | 42 x 86 x 36 | \$775 |



GSA Approved | 71-204

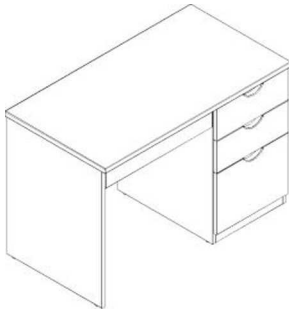
**Standard includes:**

- Case: veneer or laminate with matching PVC edge band
- Worksurface: laminate with matching PVC edge band
- Material: **V** Veneer or **L** Laminate on Engineered Wood core; **Y** Veneer Plywood
- 3/4 height back panel
- Pencil drawer, available
- Shipped assembled

**Options available:**

- Dry-fit construction. Replace "SG" in part number with "SD".
- Desk mounted power. Includes 2 power outlets, 4 USB charging ports.

| Part Number | Description  | D" x W" x H" | Price | Power  |
|-------------|--|--------------|-------|--------|
| SGDEAZ30-L  | SOLO, Desk, Slab Leg                                     | 24 x 30 x 29 | \$305 | +\$400 |
| SGDEAZ30-V  | SOLO, Desk, Slab Leg                                     | 24 x 30 x 29 | \$334 | +\$400 |
| SGDEAZ30-Y  | SOLO, Desk, Slab Leg. Veneer Plywood, G&D                | 24 x 30 x 29 | \$351 | +\$400 |
| SGDEAZ36-L  | SOLO, Desk, Slab Leg                                     | 24 x 36 x 29 | \$315 | +\$400 |
| SGDEAZ36-V  | SOLO, Desk, Slab Leg                                     | 24 x 36 x 29 | \$345 | +\$400 |
| SGDEAZ36-Y  | SOLO, Desk, Slab Leg. Veneer Plywood, G&D                | 24 x 36 x 29 | \$362 | +\$400 |
| SGDEAZ44-L  | SOLO, Desk, Slab Leg                                     | 24 x 44 x 29 | \$410 | +\$400 |
| SGDEAZ44-V  | SOLO, Desk, Slab Leg                                     | 24 x 44 x 29 | \$449 | +\$400 |
| SGDEAZ44-Y  | SOLO, Desk, Slab Leg. Veneer Plywood, G&D                | 24 x 44 x 29 | \$471 | +\$400 |
| SGDEBB30-L  | SOLO, Desk, Slab Leg, Pencil Drawer                      | 24 x 30 x 29 | \$370 | +\$400 |
| SGDEBB30-V  | SOLO, Desk, Slab Leg, Pencil Drawer                      | 24 x 30 x 29 | \$399 | +\$400 |
| SGDEBB30-Y  | SOLO, Desk, Slab Leg, Pencil Drawer. Veneer Plywood, G&D | 24 x 30 x 29 | \$416 | +\$400 |
| SGDEBB36-L  | SOLO, Desk, Slab Leg, Pencil Drawer                      | 24 x 36 x 29 | \$380 | +\$400 |
| SGDEBB36-V  | SOLO, Desk, Slab Leg, Pencil Drawer                      | 24 x 36 x 29 | \$410 | +\$400 |
| SGDEBB36-Y  | SOLO, Desk, Slab Leg, Pencil Drawer. Veneer Plywood, G&D | 24 x 36 x 29 | \$427 | +\$400 |
| SGDEBB44-L  | SOLO, Desk, Slab Leg, Pencil Drawer                      | 24 x 44 x 29 | \$475 | +\$400 |
| SGDEBB44-V  | SOLO, Desk, Slab Leg, Pencil Drawer                      | 24 x 44 x 29 | \$514 | +\$400 |
| SGDEBB44-Y  | SOLO, Desk, Slab Leg, Pencil Drawer. Veneer Plywood, G&D | 24 x 44 x 29 | \$535 | +\$400 |



GSA Approved | 71-204

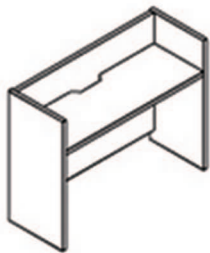
**Standard includes:**

- Case: veneer or laminate with matching PVC edge band
- Worksurface: laminate with matching PVC edge band
- Material: **V** Veneer or **L** Laminate on Engineered Wood core; **Y** Veneer Plywood
- 3/4 height back panel
- Pencil Drawer available
- 3/4 extension epoxy coated drawer slides
- Half-moon pull: black plastic
- Shipped assembled

**Options available:**

- Dry-fit construction. Replace "SG" in part number with "SD".
- Integral pull [no additional charge] or aluminum bar pull
- Hasp lock on top box drawer, only; black
- Desk mounted power. Includes 2 power outlets, 4 USB charging ports.

| Part Number | Description  | D" x W" x H" | Price | Drawer Hasp | Power  | BarPull | Integral |
|-------------|--|--------------|-------|-------------|--------|---------|----------|
| SGDEBG44-L  | SOLO, Desk, Slab Leg, BBF  | 24 x 44 x 29 | \$714 | +\$35       | +\$400 | +\$45   |          |
| SGDEBG44-V  | SOLO, Desk, Slab Leg, BBF  | 24 x 44 x 29 | \$782 | +\$35       | +\$400 | +\$45   |          |
| SGDEBG44-Y  | SOLO, Desk, Slab Leg, BBF, Veneer Plywood, G&D   | 24 x 44 x 29 | \$821 | +\$35       | +\$400 | +\$45   |          |
| SGDEBJ44-L  | SOLO, Desk, Slab Leg, BBF, Pencil Drawer   | 24 x 44 x 29 | \$789 | +\$35       | +\$400 | +\$45   |          |
| SGDEBJ44-V  | SOLO, Desk, Slab Leg, BBF, Pencil Drawer   | 24 x 44 x 29 | \$857 | +\$35       | +\$400 | +\$45   |          |
| SGDEBJ44-Y  | SOLO, Desk, Slab Leg, BBF, Pencil Drawer. Veneer Plywood, G&D                                  | 24 x 44 x 29 | \$896 | +\$35       | +\$400 | +\$45   |          |
| SGDEE844-L  | SOLO, Desk, Slab Leg, Box Drawer, Adjustable Shelf, Pencil Drawer                              | 24 x 44 x 29 | \$767 | +\$35       | +\$400 | +\$15   |          |
| SGDEE844-V  | SOLO, Desk, Slab Leg, Box Drawer, Adjustable Shelf, Pencil Drawer                              | 24 x 44 x 29 | \$840 | +\$35       | +\$400 | +\$15   |          |
| SGDEE844-Y  | SOLO, Desk, Slab Leg, Box Drawer, Adjustable Shelf, Pencil Drawer. Veneer Plywood, G&D         | 24 x 44 x 29 | \$882 | +\$35       | +\$400 | +\$15   |          |
| SGDEE944-L  | SOLO, Desk, Slab Leg, Box Drawer, Adjustable Shelf w/ Door, Pencil Drawer                      | 24 x 44 x 29 | \$793 | +\$35       | +\$400 | +\$30   |          |
| SGDEE944-V  | SOLO, Desk, Slab Leg, Box Drawer, Adjustable Shelf w/ Door, Pencil Drawer                      | 24 x 44 x 29 | \$868 | +\$35       | +\$400 | +\$30   |          |
| SGDEE944-Y  | SOLO, Desk, Slab Leg, Box Drawer, Adjustable Shelf w/ Door, Pencil Drawer. Veneer Plywood, G&D | 24 x 44 x 29 | \$911 | +\$35       | +\$400 | +\$30   |          |



GSA Approved | 71-204

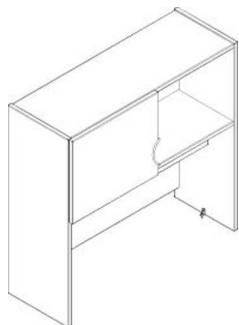
**Standard includes:**

- Veneer or laminate with matching PVC edge band
- Material: **V** Veneer or **L** Laminate on Engineered Wood core; **Y** Veneer Plywood
- Cable management cutouts
- Shipped assembled

**Options available:**

- Tack board
- Task light: Florescent or LED

| Part Number | Description                          | D" x W" x H" | Price | Tack  | Light  | LED    |
|-------------|--------------------------------------|--------------|-------|-------|--------|--------|
| SGOR28-L    | SOLO, Organizer                      | 12 × 28 × 25 | \$210 | +\$50 | +\$100 | +\$187 |
| SGOR28-V    | SOLO, Organizer                      | 12 × 28 × 25 | \$230 | +\$50 | +\$100 | +\$187 |
| SGOR28-Y    | SOLO, Organizer. Veneer Plywood, G&D | 12 × 28 × 25 | \$242 | +\$50 | +\$100 | +\$187 |
| SGOR34-L    | SOLO, Organizer                      | 12 × 34 × 25 | \$209 | +\$50 | +\$100 | +\$187 |
| SGOR34-V    | SOLO, Organizer                      | 12 × 34 × 25 | \$238 | +\$50 | +\$100 | +\$187 |
| SGOR34-Y    | SOLO, Organizer. Veneer Plywood, G&D | 12 × 34 × 25 | \$242 | +\$50 | +\$100 | +\$187 |
| SGOR42-L    | SOLO, Organizer                      | 12 × 42 × 25 | \$226 | +\$50 | +\$100 | +\$187 |
| SGOR42-V    | SOLO, Organizer                      | 12 × 42 × 25 | \$250 | +\$50 | +\$100 | +\$187 |
| SGOR42-Y    | SOLO, Organizer. Veneer Plywood, G&D | 12 × 42 × 25 | \$261 | +\$50 | +\$100 | +\$187 |



GSA Approved | 71-204

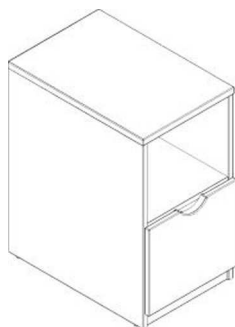
**Standard includes:**

- Material: **V** Veneer or **L** Laminate on Engineered Wood core; **Y** Veneer Plywood with matching PVC edge band
- Cable management integrated throughout
- Fixed shelf
- Open or single door with half-moon pull, left
- Shipped assembled

**Options available:**

- Dry-fit construction. Replace "SG" in part number with "SD".
- Integral pull [no additional charge] or bar pull
- Tack board
- Task light: Florescent or LED

| Part Number | Description                                       | D" x W" x H" | Price | Tack  | Light  | LED    | BarPull | Integral |
|-------------|---|--------------|-------|-------|--------|--------|---------|----------|
| SGHD34-L    | SOLO, Hutch with Single Door                      | 12 × 34 × 32 | \$389 | +\$50 | +\$100 | +\$187 | +\$15   |          |
| SGHD34-V    | SOLO, Hutch with Single Door                      | 12 × 34 × 32 | \$426 | +\$50 | +\$100 | +\$187 | +\$15   |          |
| SGHD34-Y    | SOLO, Hutch with Single Door. Veneer Plywood, G&D | 12 × 34 × 32 | \$447 | +\$50 | +\$100 | +\$187 | +\$15   |          |
| SGHD42-L    | SOLO, Hutch with Single Door                      | 12 × 42 × 32 | \$410 | +\$50 | +\$100 | +\$187 | +\$15   |          |
| SGHD42-V    | SOLO, Hutch with Single Door                      | 12 × 42 × 32 | \$449 | +\$50 | +\$100 | +\$187 | +\$15   |          |
| SGHD42-Y    | SOLO, Hutch with Single Door. Veneer Plywood, G&D | 12 × 42 × 32 | \$471 | +\$50 | +\$100 | +\$187 | +\$15   |          |
| SGHU34-L    | SOLO, Open Hutch                                  | 12 × 34 × 32 | \$368 | +\$50 | +\$100 | +\$187 |         |          |
| SGHU34-V    | SOLO, Open Hutch                                  | 12 × 34 × 32 | \$403 | +\$50 | +\$100 | +\$187 |         |          |
| SGHU34-Y    | SOLO, Open Hutch. Veneer Plywood, G&D             | 12 × 34 × 32 | \$423 | +\$50 | +\$100 | +\$187 |         |          |
| SGHU42-L    | SOLO, Open Hutch                                  | 12 × 42 × 32 | \$389 | +\$50 | +\$100 | +\$187 |         |          |
| SGHU42-V    | SOLO, Open Hutch                                  | 12 × 42 × 32 | \$426 | +\$50 | +\$100 | +\$187 |         |          |
| SGHU42-Y    | SOLO, Open Hutch. Veneer Plywood, G&D             | 12 × 42 × 32 | \$447 | +\$50 | +\$100 | +\$187 |         |          |



GSA Approved | 71-204

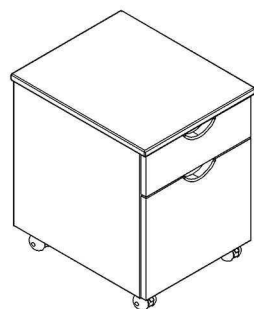
**Standard includes:**

- Case: veneer or laminate with matching PVC edge band
- Top: laminate with matching PVC edge band
- Material: **V** Veneer or **L** Laminate on Engineered Wood core; **Y** Veneer Plywood
- Half-moon pull: black plastic, if specified
- Shipped assembled

**Options available:**

- Dry-fit construction. Replace "SG" in part number with "SD".
- Integral pull [no additional charge] or aluminum bar pull
- Low-profile casters

| Part Number | Description  | D" x W" x H" | Price | Drawer Hasp | BarPull | Integral | Caster1 |
|-------------|--|--------------|-------|-------------|---------|----------|---------|
| SGPEM324-L  | SOLO, Movable Pedestal, BBF  | 24 x 16 x 29 | \$509 | +\$35       | +\$45   |          | +\$90   |
| SGPEM324-V  | SOLO, Movable Pedestal, BBF  | 24 x 16 x 29 | \$558 | +\$35       | +\$45   |          | +\$90   |
| SGPEM324-Y  | SOLO, Movable Pedestal, BBF.<br>Veneer Plywood, G&D                            | 24 x 16 x 29 | \$586 | +\$35       | +\$45   |          | +\$90   |
| SGPEM524-L  | SOLO, Movable Pedestal, File<br>Drawer with Open Shelf                         | 24 x 16 x 29 | \$424 |             | +\$15   |          | +\$90   |
| SGPEM524-V  | SOLO, Movable Pedestal, File<br>Drawer with Open Shelf                         | 24 x 16 x 29 | \$465 |             | +\$15   |          | +\$90   |
| SGPEM524-Y  | SOLO, Movable Pedestal, File<br>Drawer with Open Shelf.<br>Veneer Plywood, G&D | 24 x 16 x 29 | \$488 |             | +\$15   |          | +\$90   |
| SGPEM624-L  | SOLO, Movable Pedestal,<br>Open  | 24 x 16 x 29 | \$368 |             |         |          | +\$90   |
| SGPEM624-V  | SOLO, Movable Pedestal,<br>Open  | 24 x 16 x 29 | \$403 |             |         |          | +\$90   |
| SGPEM624-Y  | SOLO, Movable Pedestal,<br>Open . Veneer Plywood, G&D                          | 24 x 16 x 29 | \$423 |             |         |          | +\$90   |
| SGPEM724-L  | SOLO, Movable Pedestal, Full<br>Door   | 24 x 16 x 29 | \$378 |             | +\$15   |          | +\$90   |
| SGPEM724-V  | SOLO, Movable Pedestal, Full<br>Door   | 24 x 16 x 29 | \$414 |             | +\$15   |          | +\$90   |
| SGPEM724-Y  | SOLO, Movable Pedestal, Full<br>Door . Veneer Plywood, G&D                     | 24 x 16 x 29 | \$435 |             | +\$15   |          | +\$90   |



GSA Approved | 71-204

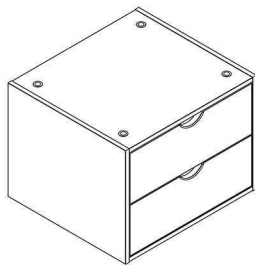
**Standard includes:**

- Case: veneer or laminate with matching PVC edge band
- Top: laminate with matching PVC edgeband
- Material: **V** Veneer or **L** Laminate on Engineered Wood core; **Y** Veneer Plywood
- Box/ File
- 3/4 extension epoxy coated drawer slides
- Half-moon pull: black plastic
- Casters- 2 locking, 2 non-locking: black plastic
- Shipped assembled

**Options available:**

- Dry-fit construction. Replace "SG" in part number with "SD".
- Integral pull [no additional charge] or aluminum bar pull

| Part Number | Description   | D" x W" x H" | Price | BarPull | Integral |
|-------------|---|--------------|-------|---------|----------|
| SGPE1X20-L  | SOLO, Mobile Pedestal, BF, Casters                      | 20 x 16 x 22 | \$378 | +\$30   |          |
| SGPE1X20-V  | SOLO, Mobile Pedestal, BF, Casters                      | 20 x 16 x 22 | \$442 | +\$30   |          |
| SGPE1X20-Y  | SOLO, Mobile Pedestal, BF, Casters. Veneer Plywood, G&D | 20 x 16 x 22 | \$435 | +\$30   |          |



GSA Approved | 71-204

**Standard includes:**

- Material: **V** Veneer or **L** Laminate on Engineered Wood core; **Y** Veneer Plywood with matching PVC edge band
- 3/4 extension epoxy coated drawer slides
- Half-moon pulls: black plastic
- Single can stack 4 high; double 2 high
- Integrated safety clip at rear
- Shipped assembled

**Options available:**

- Dry-fit construction. Replace "SG" in part number with "SD".
- Integral pull [no additional charge] or aluminum bar pull

| Part Number | Description   | D" x W" x H" | Price | BarPull | Integral |
|-------------|---|--------------|-------|---------|----------|
| SGSD1D26-L  | SOLO, Single Drawer Stacker   | 24 x 26 x 10 | \$285 | +\$15   |          |
| SGSD1D26-V  | SOLO, Single Drawer Stacker   | 24 x 26 x 10 | \$335 | +\$15   |          |
| SGSD1D26-Y  | SOLO, Single Drawer Stacker . Veneer Plywood, G&D                       | 24 x 26 x 10 | \$330 | +\$15   |          |
| SGSD1G26-L  | SOLO, Large Single Drawer Stacker                                       | 24 x 26 x 14 | \$348 | +\$15   |          |
| SGSD1G26-V  | SOLO, Large Single Drawer Stacker                                       | 24 x 26 x 14 | \$381 | +\$15   |          |
| SGSD1G26-Y  | SOLO, Large Single Drawer Stacker . Veneer Plywood, G&D                 | 24 x 26 x 14 | \$400 | +\$15   |          |
| SGSD1H26-L  | Solo, Large Single Drawer Stacker, No Holes in Top                      | 22 x 26 x 14 | \$348 | +\$15   |          |
| SGSD1H26-V  | Solo, Large Single Drawer Stacker, No Holes in Top                      | 22 x 26 x 14 | \$381 | +\$15   |          |
| SGSD1H26-Y  | Solo, Large Single Drawer Stacker, No Holes in Top. Veneer Plywood, G&D | 24 x 26 x 14 | \$400 | +\$15   |          |
| SGSD1J26-L  | Solo, Single Drawer Stacker, No Holes in Top                            | 22 x 26 x 10 | \$312 | +\$15   |          |
| SGSD1J26-V  | Solo, Single Drawer Stacker, No Holes in Top                            | 22 x 26 x 10 | \$342 | +\$15   |          |
| SGSD1J26-Y  | Solo, Single Drawer Stacker, No Holes in Top. Veneer Plywood, G&D       | 24 x 26 x 10 | \$359 | +\$15   |          |
| SGSD2D26-L  | SOLO, 2-Drawer Stacker  | 24 x 26 x 19 | \$423 | +\$30   |          |
| SGSD2D26-V  | SOLO, 2-Drawer Stacker  | 24 x 26 x 19 | \$464 | +\$30   |          |
| SGSD2D26-Y  | SOLO, 2-Drawer Stacker . Veneer Plywood, G&D                            | 24 x 26 x 19 | \$488 | +\$30   |          |
| SGSD2J26-L  | Solo, 2-Drawer Stacker, No Holes in Top                                 | 22 x 26 x 19 | \$425 | +\$30   |          |
| SGSD2J26-V  | Solo, 2-Drawer Stacker, No Holes in Top                                 | 22 x 26 x 19 | \$466 | +\$30   |          |
| SGSD2J26-Y  | Solo, 2-Drawer Stacker, No Holes in Top. Veneer Plywood, G&D            | 24 x 26 x 19 | \$489 | +\$30   |          |





GSA Approved | 71-204

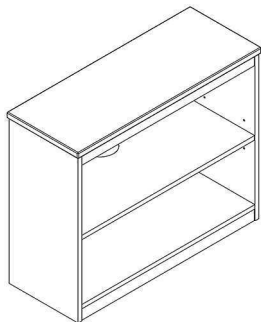
**Standard includes:**

- Case: veneer or laminate with matching PVC edge band
- Top: laminate with matching PVC edge band
- Material: **V** Veneer or **L** Laminate on Engineered Wood core; **Y** Veneer Plywood
- 3/4 extension epoxy coated drawer slides
- Half-moon pull: black plastic
- Shipped assembled

**Options available:**

- Dry-fit construction. Replace "SG" in part number with "SD".
- Integral pull [no additional charge] or aluminum bar pull
- Hasp lock on top drawer, only; black
- Low-profile casters

| Part Number | Description                                   | D" x W" x H" | Price   | Drawer Hasp | BarPull | Integral | Caster1 |
|-------------|---|--------------|---------|-------------|---------|----------|---------|
| SGDR2X30-L  | SOLO, Chest, 2-Drawer                         | 24 x 30 x 29 | \$730   | +\$35       | +\$30   |          | +\$90   |
| SGDR2X30-V  | SOLO, Chest, 2-Drawer                         | 24 x 30 x 29 | \$799   | +\$35       | +\$30   |          | +\$90   |
| SGDR2X30-Y  | SOLO, Chest, 2-Drawer.<br>Veneer Plywood, G&D | 24 x 30 x 29 | \$839   | +\$35       | +\$30   |          |         |
| SGDR2X36-L  | SOLO, Chest, 2-Drawer                         | 24 x 36 x 29 | \$782   | +\$35       | +\$30   |          | +\$90   |
| SGDR2X36-V  | SOLO, Chest, 2-Drawer                         | 24 x 36 x 29 | \$857   | +\$35       | +\$30   |          | +\$90   |
| SGDR2X36-Y  | SOLO, Chest, 2-Drawer.<br>Veneer Plywood, G&D | 24 x 36 x 29 | \$900   | +\$35       | +\$30   |          | +\$90   |
| SGDR3X30-L  | SOLO, Chest, 3-Drawer                         | 24 x 30 x 29 | \$745   | +\$35       | +\$45   |          | +\$90   |
| SGDR3X30-V  | SOLO, Chest, 3-Drawer                         | 24 x 30 x 29 | \$816   | +\$35       | +\$45   |          | +\$90   |
| SGDR3X30-Y  | SOLO, Chest, 3-Drawer.<br>Veneer Plywood, G&D | 24 x 30 x 29 | \$857   | +\$35       | +\$45   |          | +\$90   |
| SGDR3X36-L  | SOLO, Chest, 3-Drawer                         | 24 x 36 x 29 | \$795   | +\$35       | +\$45   |          | +\$90   |
| SGDR3X36-V  | SOLO, Chest, 3-Drawer                         | 24 x 36 x 29 | \$873   | +\$35       | +\$45   |          | +\$90   |
| SGDR3X36-Y  | SOLO, Chest, 3-Drawer.<br>Veneer Plywood, G&D | 24 x 36 x 29 | \$914   | +\$35       | +\$45   |          | +\$90   |
| SGDR4X30-L  | SOLO, Chest, 4-Drawer                         | 24 x 30 x 38 | \$876   | +\$35       | +\$60   |          | +\$90   |
| SGDR4X30-V  | SOLO, Chest, 4-Drawer                         | 24 x 30 x 38 | \$1,002 | +\$35       | +\$60   |          | +\$90   |
| SGDR4X30-Y  | SOLO, Chest, 4-Drawer.<br>Veneer Plywood, G&D | 24 x 30 x 38 | \$997   | +\$35       | +\$60   |          | +\$90   |
| SGDR5X30-L  | SOLO, Chest, 5-Drawer                         | 24 x 30 x 47 | \$959   | +\$35       | +\$75   |          | +\$90   |
| SGDR5X30-V  | SOLO, Chest, 5-Drawer                         | 24 x 30 x 47 | \$1,085 | +\$35       | +\$75   |          | +\$90   |
| SGDR5X30-Y  | SOLO, Chest, 5-Drawer.<br>Veneer Plywood, G&D | 24 x 30 x 47 | \$1,078 | +\$35       | +\$75   |          | +\$90   |



GSA Approved | 71-204

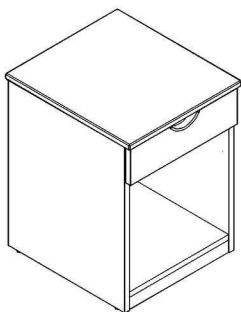
**Standard includes:**

- Material: **V** Veneer or **L** Laminate on Engineered Wood core; **Y** Veneer Plywood with matching PVC edge band
- Two fixed shelves
- Cable management cutouts
- Shipped assembled

**Options available:**

- Dry-fit construction. Replace "SG" in part number with "SD".

| Part Number | Description   | D" x W" x H" | Price |
|-------------|---|--------------|-------|
| SGBK1S36-L  | SOLO, Bookcase, 1-Adjustable Shelf                        | 12 x 36 x 29 | \$368 |
| SGBK1S36-V  | SOLO, Bookcase, 1-Adjustable Shelf                        | 12 x 36 x 29 | \$403 |
| SGBK1S36-Y  | SOLO, Bookcase, 1-Adjustable Shelf. Veneer Plywood, G&D   | 12 x 36 x 29 | \$423 |
| SGBK2S36-L  | SOLO, Bookcase, 2-Adjustable Shelves                      | 12 x 36 x 38 | \$359 |
| SGBK2S36-V  | SOLO, Bookcase, 2-Adjustable Shelves                      | 12 x 36 x 38 | \$423 |
| SGBK2S36-Y  | SOLO, Bookcase, 2-Adjustable Shelves. Veneer Plywood, G&D | 12 x 36 x 38 | \$414 |
| SGBK3S36-L  | SOLO, Bookcase, 3-Adjustable Shelves                      | 12 x 36 x 48 | \$442 |
| SGBK3S36-V  | SOLO, Bookcase, 3-Adjustable Shelves                      | 12 x 36 x 48 | \$480 |
| SGBK3S36-Y  | SOLO, Bookcase, 3-Adjustable Shelves. Veneer Plywood, G&D | 12 x 36 x 48 | \$464 |



GSA Approved | 71-204

**Standard includes:**

- Case: veneer or laminate with matching PVC edge band
- Top: laminate with matching PVC edge band
- Material: **V** Veneer or **L** Laminate on Engineered Wood core; **Y** Veneer Plywood
- 3/4 extension epoxy coated drawer slides
- Half-moon pull: black plastic
- Shipped assembled

**Options available:**

- Dry-fit construction. Replace "SG" in part number with "SD".
- Integral pull [no additional charge] or aluminum bar pull

| Part Number | Description                                     | D" x W" x H" | Price | BarPull | Integral |
|-------------|---|--------------|-------|---------|----------|
| SGNS1D20-L  | SOLO, Nightstand, 1-Drawer                      | 18 x 20 x 24 | \$345 | +\$15   |          |
| SGNS1D20-V  | SOLO, Nightstand, 1-Drawer                      | 18 x 20 x 24 | \$388 | +\$15   |          |
| SGNS1D20-Y  | SOLO, Nightstand, 1-Drawer. Veneer Plywood, G&D | 18 x 20 x 24 | \$395 | +\$15   |          |
| SGNS2D20-L  | SOLO, Nightstand, 2-Drawer                      | 18 x 20 x 24 | \$426 | +\$30   |          |
| SGNS2D20-V  | SOLO, Nightstand, 2-Drawer                      | 18 x 20 x 24 | \$459 | +\$30   |          |
| SGNS2D20-Y  | SOLO, Nightstand, 2-Drawer. Veneer Plywood, G&D | 18 x 20 x 24 | \$478 | +\$30   |          |



GSA Approved | 71-204

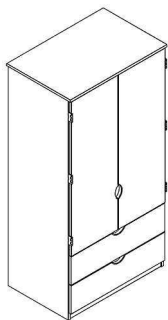
**Standard includes:**

- Material: **V** Veneer or **L** Laminate on Engineered Wood core; **Y** Veneer Plywood with matching PVC edge band
- Half-moon pulls: black plastic
- Cable management cutouts in back
- Closet rod
- Coat hook on inside of door
- Shipped assembled

**Options available:**

- Dry-fit construction. Replace "SG" in part number with "SD".
- Integral pull [no additional charge] or aluminum bar pull
- Low-profile casters

| Part Number | Description  | D" x W" x H" | Price   | BarPull | Integral | Caster1 |
|-------------|--|--------------|---------|---------|----------|---------|
| SGWAD124-L  | SOLO, Wardrobe, 1-Door, Hinge Left   | 24 x 24 x 72 | \$845   | +\$15   |          | +\$90   |
| SGWAD124-V  | SOLO, Wardrobe, 1-Door, Hinge Left   | 24 x 24 x 72 | \$966   | +\$15   |          | +\$90   |
| SGWAD124-Y  | SOLO, Wardrobe, 1-Door, Hinge Left.<br>Veneer Plywood, G&D                     | 24 x 24 x 72 | \$1,014 | +\$15   |          | +\$90   |
| SGWAD224-L  | SOLO, Wardrobe, 1-Door with Open<br>Shelf, Hinge Left                          | 24 x 24 x 72 | \$861   | +\$15   |          | +\$90   |
| SGWAD224-V  | SOLO, Wardrobe, 1-Door with Open<br>Shelf, Hinge Left                          | 24 x 24 x 72 | \$984   | +\$15   |          | +\$90   |
| SGWAD224-Y  | SOLO, Wardrobe, 1-Door with Open<br>Shelf, Hinge Left. Veneer Plywood,<br>G&D  | 24 x 24 x 72 | \$1,033 | +\$15   |          | +\$90   |
| SGWAD324-L  | SOLO, Wardrobe, 1-Door, Hinge Right  | 24 x 24 x 72 | \$845   | +\$15   |          | +\$90   |
| SGWAD324-V  | SOLO, Wardrobe, 1-Door, Hinge Right  | 24 x 24 x 72 | \$966   | +\$15   |          | +\$90   |
| SGWAD324-Y  | SOLO, Wardrobe, 1-Door, Hinge Right.<br>Veneer Plywood, G&D                    | 24 x 24 x 72 | \$1,014 | +\$15   |          | +\$90   |
| SGWAD424-L  | SOLO, Wardrobe, 1-Door with Open<br>Shelf, Hinge Right                         | 24 x 24 x 72 | \$861   | +\$15   |          | +\$90   |
| SGWAD424-V  | SOLO, Wardrobe, 1-Door with Open<br>Shelf, Hinge Right                         | 24 x 24 x 72 | \$984   | +\$15   |          | +\$90   |
| SGWAD424-Y  | SOLO, Wardrobe, 1-Door with Open<br>Shelf, Hinge Right. Veneer Plywood,<br>G&D | 24 x 24 x 72 | \$1,033 | +\$15   |          | +\$90   |



GSA Approved | 71-204

**Standard includes:**

- Material: **V** Veneer or **L** Laminate on Engineered Wood core; **Y** Veneer Plywood with matching PVC edge band
- 3/4 extension epoxy coated drawer slides, if specified
- Half-moon pulls: black plastic
- Cable management cutouts in back
- Closet rod
- Coat hook on inside of door
- Shipped assembled

**Options available:**

- Dry-fit construction. Replace "SG" in part number with "SD".
- Integral pull [no additional charge] or aluminum bar pull
- Hasp lock on top drawer, only; black
- Low-profile casters

| Part Number | Description   | D" x W" x H" | Price   | BarPull | Integral | Caster1 |
|-------------|---|--------------|---------|---------|----------|---------|
| SGWABP36-L  | SOLO, Wardrobe, 2-Door                                | 24 x 36 x 72 | \$1,011 | +\$30   |          | +\$90   |
| SGWABP36-V  | SOLO, Wardrobe, 2-Door                                | 24 x 36 x 72 | \$1,157 | +\$30   |          | +\$90   |
| SGWABP36-Y  | SOLO, Wardrobe, 2-Door. Veneer Plywood, G&D           | 24 x 36 x 72 | \$1,214 | +\$30   |          | +\$90   |
| SGWACG36-L  | SOLO, Wardrobe, 2-Door, 2 Drawer                      | 24 x 36 x 72 | \$1,169 | +\$60   |          | +\$90   |
| SGWACG36-V  | SOLO, Wardrobe, 2-Door, 2 Drawer                      | 24 x 36 x 72 | \$1,335 | +\$60   |          | +\$90   |
| SGWACG36-Y  | SOLO, Wardrobe, 2-Door, 2 Drawer. Veneer Plywood, G&D | 24 x 36 x 72 | \$1,404 | +\$60   |          | +\$90   |

Our beds are well designed with simple adjustments, flexible features and long-term sustainability. They coordinate seamlessly with any of our Room Solutions

products, offering many choices of design and features. Choose from Breton, Essix, Griffin, Maxwell and Tool Free.



Griffin



Tool Free



Breton



Essix



Maxwell

### Universal Features (Breton, Essix, Maxwell and Tool Free)

#### Bunk and loft without tools.

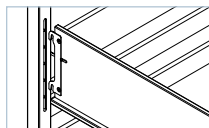
For simplicity and flexibility.

#### Interchangeable accessories.

Talon Shelves, Clip-on shelves, Decorative Rails and Guard Rails are designed to be interchanged with any bed solution.

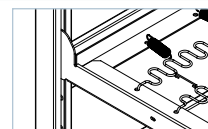
#### Intuitive locking device.

Located on stabilizer bars. Ensures safe, secure application.



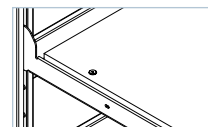
#### Height adjustable.

Patented one-piece pin channel allows bed height to be adjusted with no tools.



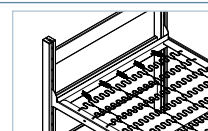
#### One-piece metal side rail.

For strength and finished look. No welds, rivets or joints. The gussets are inverted to prevent potential drawer interference, maximize space under the bed and provide a clean aesthetic.



#### Interchangeable bed decks.

Wood and spring decks are universal and can be used with any of our five bed solutions providing a long-term sustainable investment.



## Griffin Features

### Bunk and loft without tools.

For simplicity and flexibility.

### Stand alone accessories.

Guard Rail and Ladder are designed exclusively for the Griffin bed solution.

### Bed deck.

Spring decks are specific to Griffin and can be used with limited accessories.



### Height adjustable.

Pin channel allows bed height to be adjusted with no tools.

### Limited finishes

Only available in black finish.

## Bed Specific Features

|                  | Deck Heights | Loft/Bunk Method                      | Material/Construction   | Other  |
|------------------|--------------|---------------------------------------|---|--|
| <b>Breton</b>    | 8            | Integrated wood pegs                  | Solid wood. Modified mortise-and-tenon construction provide unmatched durability. Rails are glued, screwed and then secured and as a result don't loosen over time.                               | Finished cap kit option includes 2 hook caps             |
| <b>Essix</b>     | 11           | Integrated plastic couplers, patented | Extruded aluminum posts and metal-to-metal connections for durability and simple field replacement (no glue)  |  |
| <b>Griffin</b>   | 11           | Steel pins                            | Solid wood. Modified mortise-and-tenon construction provide unmatched durability. Rails are glued, screwed and then secured and as a result don't loosen over time.                               | Only available in black finish. Stand alone accessories. |
| <b>Maxwell</b>   | 11           | Steel pins                            | Solid wood posts and steel rails. Modified mortise-and-tenon construction provide unmatched durability. Rails are secured with metal-to-metal connections and as a result don't loosen over time. |  |
| <b>Tool Free</b> | 11           | Steel pins                            | Solid wood. Modified mortise-and-tenon construction provide unmatched durability. Rails are glued, screwed and then secured and as a result don't loosen over time.                               | Bed can be flipped providing two different aesthetics    |

## How to Specify

---

Example.    1. Model Number/Size    2. Species and Finish

**BRBE3S3885**    **K02**

Step 1.    Identify the Part Number from the succeeding product price pages.

Step 2.    Select the Species and Finish:

**K**    Oak

02    Light

40    Medium

88    Latte

**M**    Maple

01    Natural

30    Cinnamon Noche

50    Chestnut

60    Cocoa

**S**    Sycamore

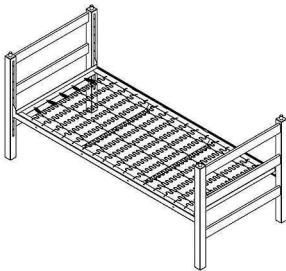
BL    Black

30    Cinnamon Noche

40    Medium

60    Cocoa

**X**    Black Only (Griffin)

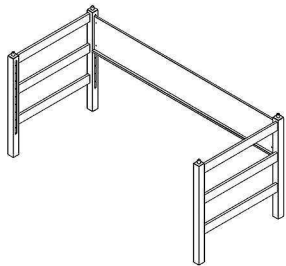


Breton Bed  
Open Market

**Standard includes:**

- Solid hardwood posts and rails
- Species: **K** Oak **M** Maple or **S** Sycamore
- Integrated pegs for lofting and bunking with no tools
- One piece steel side rails: black
- 8 deck heights with steel pin channel
- Deck: spring or 3-piece wood
- Fits mattress size 36x80
- Shipped ready to assemble

| Part Number  | Description  | D" x W" x H" | Price |
|--------------|--|--------------|-------|
| BRBE3S3885-K | BRETON, Bed, Spring Deck, 3 Rail, Sized For 36x80 Mattress       | 38 x 85 x 38 | \$803 |
| BRBE3S3885-M | BRETON, Bed, Spring Deck, 3 Rail, Fits 36x80 Mattress            | 38 x 85 x 38 | \$803 |
| BRBE3S3885-S | BRETON, Bed, Spring Deck, 3 Rail, Sized For 36x80 Mattress       | 38 x 85 x 38 | \$755 |
| BRBE3W3885-K | BRETON, Bed, 3-Piece Wood Deck, 3 Rail, Sized For 36x80 Mattress | 38 x 85 x 38 | \$752 |
| BRBE3W3885-M | BRETON, Bed, 3-Piece Wood Deck, 3 Rail, Sized For 36x80 Mattress | 38 x 85 x 38 | \$752 |
| BRBE3W3885-S | BRETON, Bed, 3-Piece Wood Deck, 3 Rail, Sized For 36x80 Mattress | 38 x 85 x 38 | \$705 |



Breton Loft Kit  
Open Market

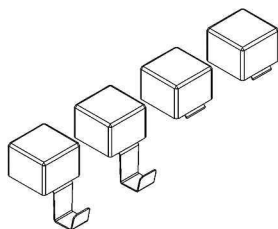
*Tip: guard rail and ladder are recommended for use with loft kits.*

**Standard includes:**

- Solid hardwood post and rails
- Species: **K** Oak **M** Maple or **S** Sycamore
- Integrated pegs for lofting with no tools
- Wood or metal stabilizer bar; includes safety locking device
- Shipped ready to assemble

| Part Number  | Description                                     | D" x W" x H" | Price |
|--------------|---|--------------|-------|
| BRLF3M3885-K | BRETON, Loft Kit, 3 Rail, Metal Stabilizer Rail | 38 x 85 x 38 | \$585 |
| BRLF3M3885-M | BRETON, Loft Kit, 3 Rail, Metal Stabilizer Rail | 38 x 85 x 38 | \$585 |
| BRLF3M3885-S | BRETON, Loft Kit, 3 Rail, Metal Stabilizer Rail | 38 x 85 x 38 | \$540 |
| BRLF3R3885-K | BRETON, Loft Kit, 3 Rail, Wood Stabilizer Rail  | 38 x 85 x 38 | \$637 |
| BRLF3R3885-M | BRETON, Loft Kit, 3 Rail, Wood Stabilizer Rail  | 38 x 85 x 38 | \$637 |
| BRLF3R3885-S | BRETON, Loft Kit, 3 Rail, Wood Stabilizer Rail  | 38 x 85 x 38 | \$590 |



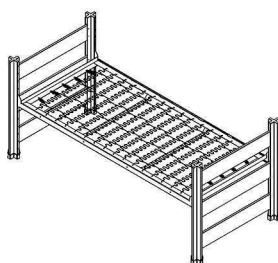


Breton Cap Kit  
Open Market

**Standard includes:**

- Solid wood
- Species: **K** Oak or **M** Maple
- 2 plain caps, 2 caps with metal hooks

| Part Number  | Description                            | D" x W" x H" | Price |
|--------------|--|--------------|-------|
| BRCK1X0202-K | BRETON, Cap Kit, 2 With Hooks, 2 Plain | 2 × 2 × 2    | \$155 |
| BRCK1X0202-M | BRETON, Cap Kit, 2 With Hooks, 2 Plain | 2 × 2 × 2    | \$179 |



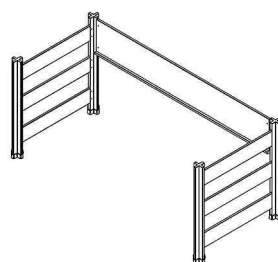
Essix Bed  
Open Market

*Tip: outside channel allows the Box Shelf to hang on outside of bed*

**Standard includes:**

- Extruded aluminum posts
- Veneer plywood rails with matching PVC edge band
- Species: **K** Oak or **M** Maple
- Integrated couplers for bunking and lofting with no tools: black plastic
- One-piece steel side rails: black
- 11 deck heights with steel pin channel
- Deck: spring or 3-piece wood
- Channel options: inside or inside and outside
- Fits mattress size: 36x80
- Shipped ready to assemble

| Part Number  | Description   | D" x W" x H" | Price |
|--------------|---|--------------|-------|
| EXBE3S3885-L | ESSIX, Bed, Spring Deck, Sized For 36x80 Mattress               | 39 × 89 × 38 | \$899 |
| EXBE3S3885-Y | ESSIX, Bed, Spring Deck, 3 Rail, Sized For 36x80 Mattress       | 39 × 89 × 38 | \$924 |
| EXBE3W3885-L | ESSIX, Bed, 3-Piece Wood Deck, Sized For 36x80 Mattress         | 39 × 89 × 38 | \$849 |
| EXBE3W3885-Y | ESSIX, Bed, 3-Piece Wood Deck, 3 Rail, Sized For 36x80 Mattress | 39 × 89 × 38 | \$874 |



Essix Loft Kit  
Open Market

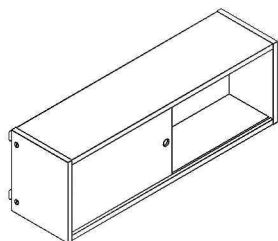
*Tip: guard rail and ladder are recommended for use with loft kits.*

**Standard includes:**

- Extruded aluminum posts
- Veneer plywood rails with matching PVC edge band
- Species: **K** Oak or **M** Maple
- Integrated couplers for lofting with no tools: black plastic
- Wood or metal stabilizer bar; includes safety locking device
- Channel options: inside or inside and outside
- Shipped ready to assemble

**Note:** outside channel allows the Box Shelf to hang on outside of bed

| Part Number  | Description  | D" x W" x H" | Price |
|--------------|--|--------------|-------|
| EXLF3M3885-L | ESSIX, Loft Kit, Twin, 3 Rail, Inside Channel, Metal Stabilizer Bar  | 39 × 89 × 38 | \$729 |
| EXLF3M3885-Y | ESSIX, Loft Kit, Twin, 3 Rail, Inside Channel, Metal Stabilizer Rail | 39 × 89 × 38 | \$754 |
| EXLF3R3885-L | ESSIX, Loft Kit, Twin, 3 Rail, Inside Channel                        | 39 × 89 × 38 | \$780 |
| EXLF3R3885-Y | ESSIX, Loft Kit, Twin, 3 Rail, Inside Channel                        | 39 × 89 × 38 | \$805 |



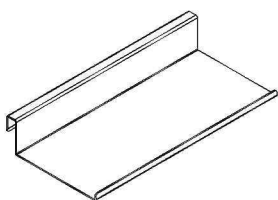
Essix Box Shelf  
Open Market

*Tip: for use with Twin headboard, only*

**Standard includes:**

- Veneer plywood with matching PVC edge band
- Door front: white laminate
- Species: **K** Oak or **M** Maple
- Center divider
- Position anywhere along pin channel
- Shipped assembled

| Part Number | Description                       | D" x W" x H" | Price |
|-------------|-----------------------------------|--------------|-------|
| EXSHTB37-L  | ESSIX, Box Shelf for Dorm XLT Bed | 12 x 37 x 10 | \$266 |
| EXSHTB37-Y  | ESSIX, Box Shelf for Dorm XLT Bed | 12 x 37 x 10 | \$278 |



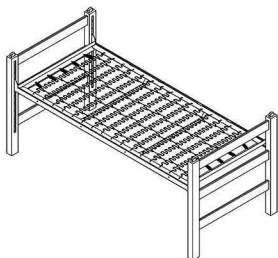
Essix Clip-on Shelf  
Open Market

*Tip: can be used on Essix and Gibraltar.*

**Standard includes:**

- Metal: silver
- Clip anywhere along headboard rails or guard rail

| Part Number | Description                | D" x W" x H" | Price |
|-------------|----------------------------|--------------|-------|
| EXSHTX18-B  | ESSIX, Clip-On Metal Shelf | 9 x 18 x 1   | \$64  |

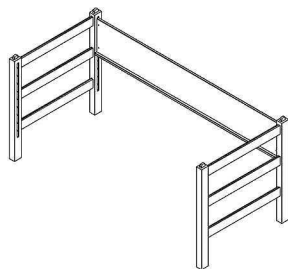


Gibraltar 3 Rail Bed  
Open Market

**Standard includes:**

- Laminated veneer exposed plywood panels, posts and rails
- 3 rails on headboard and footboard
- Species: **K** Oak or **M** Maple
- Integrated pegs for bunking and lofting with no tools
- One-piece steel side rails: black
- 8 deck heights with steel pin channel
- Deck: spring or 3-piece wood
- Fits mattress size 36x80
- Shipped ready to assemble

| Part Number  | Description   | D" x W" x H" | Price |
|--------------|---|--------------|-------|
| GBBE3S3886-K | GIBALTAR, Bed, Spring Deck, 3 Rail, Sized for 36x80 Mattress  | 38 x 86 x 39 | \$876 |
| GBBE3S3886-M | GIBALTAR, Bed, Spring Deck, 3 Rail, Sized for 36x80 Mattress  | 38 x 86 x 39 | \$876 |
| GBBE3W3886-K | GIBALTAR, Bed, 3-Piece Deck, 3 Rail, Sized for 36x80 Mattress | 38 x 86 x 39 | \$826 |
| GBBE3W3886-M | GIBALTAR, Bed, 3-Piece Deck, 3 Rail, Sized for 36x80 Mattress | 38 x 86 x 39 | \$826 |



Gibraltar 3 Rail Loft Kit  
Open Market

*Tip: guard rail and ladder are recommended for use with loft kits.*

## Standard includes:

- Laminated veneer exposed plywood panels, posts and rails
- 3 rails on headboard and footboard
- Species: **K** Oak or **M** Maple
- Integrated pegs for lofting with no tools
- Wood or metal stabilizer bar; includes safety locking device
- Shipped ready to assemble

| Part Number  | Description                                       | D" x W" x H" | Price |
|--------------|---|--------------|-------|
| GBLF3M3886-K | GIBALTAR, Loft Kit, 3 Rail, Metal Stabilizer Rail | 38 x 86 x 39 | \$654 |
| GBLF3M3886-M | GIBALTAR, Loft Kit, 3 Rail, Metal Stabilizer Rail | 38 x 86 x 39 | \$654 |
| GBLF3R3886-K | GIBALTAR, Loft Kit, 3 Rail, Wood Stabilizer Rail  | 38 x 86 x 39 | \$704 |



Maxwell Bed  
Open Market

## Standard includes:

- Solid hardwood posts, steel rails
- Steel rails: black or silver powder coat
- 2 steel pins for lofting and bunking with no tools
- One piece steel side rails: black
- 11 deck heights with steel pin channel
- Deck: spring, 1- or 3-piece wood
- Fits mattress size 36x80
- Shipped ready to assemble

| Part Number   | Description  | D" x W" x H" | Price |
|---------------|--|--------------|-------|
| MXBE3S3885-YB | MAXWELL, Bed, Spring Deck, 3 Rail, Steel Frame, Black, Sized for 36x80 Mattress  | 38 x 85 x 37 | \$878 |
| MXBE3S3885-YS | MAXWELL, Bed, Spring Deck, 3 Rail, Steel Frame, Silver, Sized for 36x80 Mattress | 38 x 85 x 37 | \$878 |
| MXBE3W3885-YB | MAXWELL, Bed, 3-Piece Wood Deck, 3 Rail, Steel Frame, Black, Sized for 36x80     | 38 x 85 x 37 | \$830 |
| MXBE3W3885-YS | MAXWELL, Bed, 3-Piece Wood Deck, 3 Rail, Steel Frame, Silver, Sized for 36x80    | 38 x 85 x 37 | \$830 |



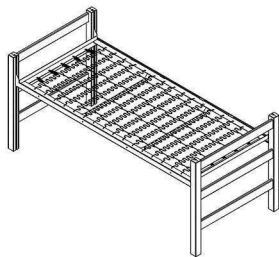
Maxwell Loft Kit w/ Wood Stabilizer Bar  
Open Market

*Tip: guard rail and ladder are recommended for use with loft kits.*

## Standard includes:

- Solid hardwood posts, steel rails
- Steel rails: black or silver powder coat
- 2 steel pins for lofting with no tools
- Wood or metal stabilizer bar; includes safety locking device; decorative rail bolts on, if specified
- Shipped ready to assemble

| Part Number   | Description   | D" x W" x H" | Price |
|---------------|---|--------------|-------|
| MXLF3M3885-YB | MAXWELL, Loft Kit, 3 Rail, Metal Stabilizer Bar, Black  | 38 x 85 x 37 | \$716 |
| MXLF3M3885-YS | MAXWELL, Loft Kit, 3 Rail, Metal Stabilizer Bar, Silver | 38 x 85 x 37 | \$716 |
| MXLF3W3885-YB | MAXWELL, Loft Kit, 3 Rail, Wood Stabilizer Bar, Black   | 38 x 85 x 37 | \$765 |
| MXLF3W3885-YS | MAXWELL, Loft Kit, 3 Rail, Wood Stabilizer Bar, Silver  | 38 x 85 x 37 | \$765 |



Tool Free Bed  
Open Market

## Standard includes:

- Solid hardwood posts and rails
- Species: **K** Oak, **M** Maple, **S** Sycamore
- 2 steel pins for lofting and bunking with no tools
- One piece steel side rails: black
- 11 deck heights with steel pin channel
- Deck: spring, 1- or 3-piece wood
- Fits mattress size 36x80
- Shipped ready to assemble

| Part Number  | Description  | D" x W" x H" | Price |
|--------------|--|--------------|-------|
| TFBE3D3885-K | TOOL FREE, Bed, 1-Piece Deck, 3 Rail, Sized For 36x80 Mattress | 38 x 85 x 37 | \$824 |
| TFBE3D3885-M | TOOL FREE, Bed, 1-Piece Deck, 3 Rail, Sized For 36x80 Mattress | 38 x 85 x 37 | \$824 |
| TFBE3D3885-S | TOOL FREE, Bed, 1-Piece Deck, 3 Rail, Sized For 36x80 Mattress | 38 x 85 x 37 | \$775 |
| TFBE3S3885-K | TOOL FREE, Bed, Spring Deck, 3 Rail, Sized For 36x80 Mattress  | 38 x 85 x 37 | \$773 |
| TFBE3S3885-M | TOOL FREE, Bed, Spring Deck, 3 Rail, Sized For 36x80 Mattress  | 38 x 85 x 37 | \$773 |
| TFBE3S3885-S | TOOL FREE, Bed, Spring Deck, 3 Rail, Sized For 36x80 Mattress  | 38 x 85 x 37 | \$725 |
| TFBE3S4085-K | TOOL FREE, Bed, Spring Deck, 3 Rail, Sized For 39x80 Mattress  | 40 x 85 x 37 | \$788 |
| TFBE3S4085-M | TOOL FREE, Bed, Spring Deck, 3 Rail, Sized For 39x80 Mattress  | 40 x 85 x 37 | \$788 |
| TFBE3S4085-S | TOOL FREE, Bed, Spring Deck, 3 Rail, Sized For 39x80 Mattress  | 40 x 85 x 37 | \$740 |
| TFBE3W3885-K | TOOL FREE, Bed, 3-Piece Deck, 3 Rail, Sized For 36x80 Mattress | 38 x 85 x 37 | \$721 |
| TFBE3W3885-M | TOOL FREE, Bed, 3-Piece Deck, 3 Rail, Sized For 36x80 Mattress | 38 x 85 x 37 | \$721 |
| TFBE3W3885-S | TOOL FREE, Bed, 3-Piece Deck, 3 Rail, Sized For 36x80 Mattress | 38 x 85 x 37 | \$675 |
| TFBE3W4085-K | TOOL FREE BED, 3-Piece deck, Sized For 39x80 Mattress          | 40 x 85 x 37 | \$736 |
| TFBE3W4085-M | TOOL FREE, Bed, 3-Piece Deck, 3 Rail, Sized For 39x80 Mattress | 40 x 85 x 37 | \$736 |
| TFBE3W4085-S | TOOL FREE, Bed, 3-Piece deck, Sized For 39x80 Mattress         | 40 x 85 x 37 | \$690 |

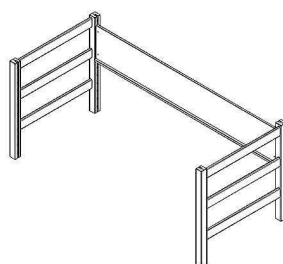


Open Market

**Standard includes:**

- Solid hardwood posts and rails
- Species: **K** Oak, **M** Maple, **S** Sycamore
- 2 steel pins for lofting and bunking with no tools
- One piece steel side rails: black
- 11 deck heights with steel pin channel
- Deck: spring or 3-piece wood
- Fits mattress size 36x80
- Shipped ready to assemble

| Part Number  | Description   | D" x W" x H" | Price   |
|--------------|---|--------------|---------|
| TFBE5S3885-K | TOOL FREE, Bed, Spring Deck, 5 Rail, Medium Loft 60"H , Sized For 36x80 Mattress, Metal Stabilizer  | 38 x 85 x 60 | \$1,134 |
| TFBE5S3885-M | TOOL FREE, Bed, Spring Deck, 5 Rail, Medium Loft 60"H , Sized For 36x80 Mattress, Metal Stabilizer  | 38 x 85 x 60 | \$1,134 |
| TFBE5S3885-S | TOOL FREE, Bed, Spring Deck, 5 Rail, Medium Loft 60"H , Sized For 36x80 Mattress, Metal Stabilizer  | 38 x 85 x 60 | \$1,087 |
| TFBE5W3885-K | TOOL FREE, Bed, 3-Piece Deck, 5 Rail, Medium Loft 60"H , Sized For 36x80 Mattress, Metal Stabilizer | 38 x 85 x 60 | \$1,089 |
| TFBE5W3885-M | TOOL FREE, Bed, 3-Piece Deck, 5 Rail, Medium Loft 60"H , Sized For 36x80 Mattress, Metal Stabilizer | 38 x 85 x 60 | \$1,089 |
| TFBE5W3885-S | TOOL FREE, Bed, 3-Piece Deck, 5 Rail, Medium Loft 60"H , Sized For 36x80 Mattress, Metal Stabilizer | 38 x 85 x 60 | \$1,041 |



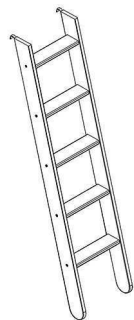
Tool Free Loft Kit  
Open Market

*Tip: guard rail and ladder are recommended for use with loft kits.*

**Standard includes:**

- Solid hardwood post and rails
- Species: **K** Oak, **M** Maple, **S** Sycamore
- 2 steel pins for lofting with no tools
- Wood or metal stabilizer bar; includes safety locking device; decorative rail bolts on, if specified
- Shipped ready to assemble

| Part Number  | Description  | D" x W" x H" | Price |
|--------------|--|--------------|-------|
| TFLF3M3885-K | TOOL FREE, Loft Kit, 3 Rail, Metal Stabilizer Rail | 38 x 85 x 37 | \$556 |
| TFLF3M3885-M | TOOL FREE, Loft Kit, 3 Rail, Metal Stabilizer Rail | 38 x 85 x 37 | \$556 |
| TFLF3M3885-S | TOOL FREE, Loft Kit, 3 Rail, Metal Stabilizer Bar  | 38 x 85 x 37 | \$510 |
| TFLF3M4085-K | TOOL FREE, Loft Kit, 3 Rail, Metal Stabilizer Bar  | 85 x 40 x 37 | \$571 |
| TFLF3M4085-S | TOOL FREE, Loft Kit, 3 Rail, Metal Stabilizer Bar  | 85 x 40 x 37 | \$525 |
| TFLF3R3885-K | TOOL FREE, Loft Kit, 3 Rail, Wood Stabilizer Rail  | 38 x 85 x 37 | \$608 |
| TFLF3R3885-M | TOOL FREE, Loft Kit, 3 Rail, Wood Stabilizer Rail  | 38 x 85 x 37 | \$608 |
| TFLF3R3885-S | TOOL FREE, Loft Kit, 3 Rail, Wood Stabilizer Rail  | 38 x 85 x 37 | \$560 |
| TFLF3R4085-K | TOOL FREE, Loft Kit, 3 Rail, Wood Stabilizer Bar   | 85 x 40 x 37 | \$623 |
| TFLF3R4085-M | TOOL FREE, Loft Kit, 3 Rail, Wood Stabilizer Bar   | 85 x 40 x 37 | \$623 |
| TFLF3R4085-S | TOOL FREE, Loft Kit, 3 Rail, Wood Stabilizer Bar   | 85 x 40 x 37 | \$575 |

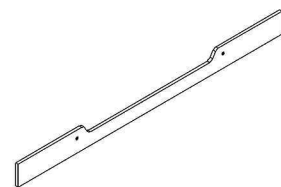


Tool Free Ladder  
Open Market

**Standard includes:**

- Solid wood
- Species: **K** Oak or **M** Maple

| Part Number | Description                            | D" x W" x H" | Price |
|-------------|--|--------------|-------|
| TFLD1X414-K | TOOL FREE, Ladder, For Wood Deck       | 4 × 14 × 64  | \$420 |
| TFLD1X414-M | TOOL FREE, Ladder, For Wood Deck       | 4 × 14 × 64  | \$420 |
| TFLD2X414-K | TOOL FREE, Ladder, For Decorative Rail | 4 × 14 × 64  | \$420 |
| TFLD2X414-M | TOOL FREE, Ladder, For Decorative Rail | 4 × 14 × 65  | \$420 |
| TFLD3X414-K | TOOL FREE, Ladder, For Spring Deck     | 4 × 14 × 64  | \$420 |
| TFLD3X414-M | TOOL FREE, Ladder, For Spring Deck     | 4 × 14 × 64  | \$420 |

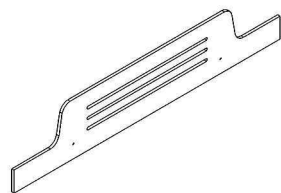


Open Market  
*Tip: Breton, Essix, Gibraltar and Tool Free can mix and match decorative and guard rails.*

**Standard includes:**

- Veneer plywood
- Species: **K** Oak or **M** Maple
- No tools required for attachment to side rails

| Part Number | Description                       | D" x W" x H" | Price |
|-------------|-----------------------------------|--------------|-------|
| EXDL1X180-Y | DECORATIVE RAIL, Contoured Center | 1 × 80 × 6   | \$166 |

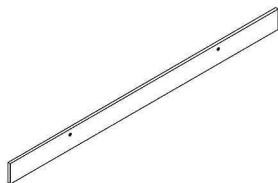


Essix Guard Rail  
Open Market  
*Tip: Breton, Essix, Gibraltar and Tool Free can mix and match decorative and guard rails.*

**Standard includes:**

- Veneer plywood
- Species: **K** Oak or **M** Maple
- No tools required for attachment to side rails

| Part Number | Description                  | D" x W" x H" | Price |
|-------------|------------------------------|--------------|-------|
| EXGR1X180-Y | GUARD RAIL, Horizontal Slats | 1 × 80 × 16  | \$297 |



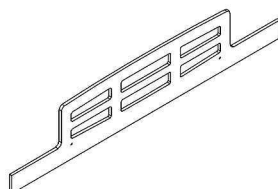
Open Market

Tip: Breton, Essix, Gibraltar and ToolFree can mix and match decorative and guard rails.

**Standard includes:**

- Laminated veneer exposed plywood panels, posts and rails
- Species: **K** Oak or **M** Maple
- No tools required for attachment to side rails

| Part Number | Description     | D" x W" x H" | Price |
|-------------|-----------------|--------------|-------|
| GBDL1X180-K | DECORATIVE RAIL | 1 × 80 × 4   | \$169 |
| GBDL1X180-M | DECORATIVE RAIL | 1 × 80 × 4   | \$169 |




Open Market

Tip: Breton, Essix, Gibraltar and ToolFree can mix and match decorative and guard rails.

**Standard includes:**

- Laminated veneer exposed plywood panels, posts and rails
- Species: **K** Oak or **M** Maple
- No tools required for attachment to side rails

| Part Number | Description                     | D" x W" x H" | Price |
|-------------|---------------------------------|--------------|-------|
| GBGR1X180-K | GUARD RAIL, Rectangular Cutouts | 1 × 80 × 16  | \$288 |
| GBGR1X180-M | GUARD RAIL, Rectangular Cutouts | 1 × 80 × 16  | \$288 |



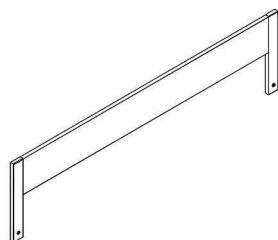
Open Market

Tip: Breton, Essix, Gibraltar and ToolFree can mix and match decorative and guard rails.

**Standard includes:**

- Veneer plywood
- Species: **K** Oak or **M** Maple
- Bolts on, attachment hardware included

| Part Number | Description              | D" x W" x H" | Price |
|-------------|--------------------------|--------------|-------|
| TFDL1X180-K | DECORATIVE RAIL, Bolt-On | 1 × 80 × 4   | \$84  |
| TFDL1X180-M | DECORATIVE RAIL, Bolt-On | 1 × 80 × 4   | \$84  |




Open Market

Tip: Breton, Essix, Gibraltar and ToolFree can mix and match decorative and guard rails.

**Standard includes:**

- Solid wood posts with plywood panel
- Species: **K** Oak or **M** Maple
- Bolt-on attachment to side rails

| Part Number | Description                           | D" x W" x H" | Price |
|-------------|---------------------------------------|--------------|-------|
| TFGR1X258-K | GUARD RAIL, Solid Wood Posts, Bolt-On | 2 × 58 × 16  | \$333 |
| TFGR1X258-M | GUARD RAIL, Solid Wood Posts, Bolt-On | 2 × 58 × 16  | \$333 |

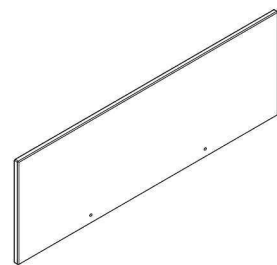


Open Market

Tip: Breton, Essix, Gibraltar and ToolFree can mix and match decorative and guard rails.

- Standard includes:**
- Laminate with matching PVC edge band
  - Bolts on, attachment hardware included

| Part Number | Description                        | D" x W" x H" | Price |
|-------------|------------------------------------|--------------|-------|
| EXDL2X180-L | DECORATIVE RAIL, Bolt-On, Laminate | 1 × 80 × 6   | \$93  |



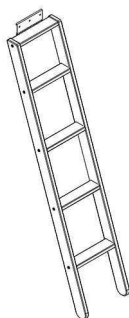
Respond Guard Rail

Open Market

Tip: Breton, Essix, Gibraltar and ToolFree can mix and match decorative and guard rails.

- Standard includes:**
- Laminate with matching PVC edge band
  - Bolts on, attachment hardware included

| Part Number | Description                   | D" x W" x H" | Price |
|-------------|-------------------------------|--------------|-------|
| EXGR2X146-L | GUARD RAIL, Bolt-On, Laminate | 1 × 46 × 18  | \$103 |

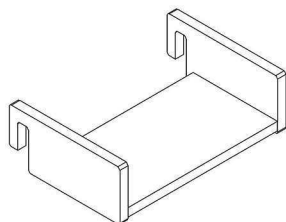


Open Market

- Standard includes:**
- Laminated veneer exposed plywood panels, posts and rails
  - Species: **K** Oak or **M** Maple
  - Hinged to accommodate different heights

| Part Number | Description                 | D" x W" x H" | Price |
|-------------|-----------------------------|--------------|-------|
| GBLD1X144-K | LADDER, For Adjustable Beds | 14 × 4 × 70  | \$400 |
| GBLD1X144-M | LADDER, For Adjustable Beds | 14 × 4 × 70  | \$400 |





Talon Shelf

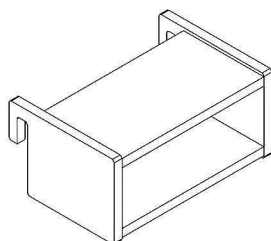
Open Market

*Tip: Can be used on Breton, Essix, Gibraltar and Tool Free.*

**Standard includes:**

- Laminated veneer exposed plywood panels
- Species: **K** Oak or **M** Maple
- Position anywhere along headboard and guard rail

| Part Number | Description       | D" x W" x H" | Price |
|-------------|-------------------|--------------|-------|
| TNSHTX815-K | TALON, Shelf, 15" | 15 x 8 x 5   | \$86  |
| TNSHTX815-M | TALON, Shelf, 15" | 15 x 8 x 5   | \$86  |
| TNSHTX823-K | TALON, Shelf, 23" | 23 x 8 x 5   | \$106 |
| TNSHTX823-M | TALON, Shelf, 23" | 23 x 8 x 5   | \$106 |



Talon Box Shelf

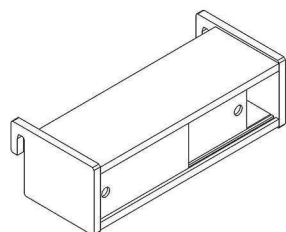
Open Market

*Tip: Can be used on Breton, Essix, Gibraltar and Tool Free.*

**Standard includes:**

- Laminated veneer exposed plywood panels
- Species: **K** Oak or **M** Maple
- Position anywhere along headboard and guard rail

| Part Number | Description           | D" x W" x H" | Price |
|-------------|-----------------------|--------------|-------|
| TNSHTB815-K | TALON, Box Shelf, 15" | 8 x 15 x 7   | \$120 |
| TNSHTB815-M | TALON, Box Shelf, 15" | 8 x 15 x 7   | \$120 |
| TNSHTB823-K | TALON, Box Shelf, 23" | 23 x 8 x 7   | \$136 |
| TNSHTB823-M | TALON, Box Shelf, 23" | 23 x 8 x 7   | \$136 |



Talon Box Shelf with Sliding Doors

Open Market

*Tip: Can be used on Breton, Essix, Gibraltar and Tool Free.*

**Standard includes:**

- Laminated veneer exposed plywood panels
- Door front: white laminate
- Species: **K** Oak or **M** Maple
- Center divider
- Position anywhere along headboard and guard rail

| Part Number | Description                     | D" x W" x H" | Price |
|-------------|---------------------------------|--------------|-------|
| TNSHTS823-K | TALON, Box Shelf, Sliding Doors | 23 x 8 x 7   | \$147 |
| TNSHTS823-M | TALON, Box Shelf, Sliding Doors | 23 x 8 x 7   | \$147 |

Maximize your space with this bed option. Drawer configuration can be tailored to meet your needs.



### Features

#### Captains Bed

##### Construction

Glue and dowel assembly

$\frac{3}{4}$ " hardwood veneer plywood with matching PVC edge band.

Drawers have removable,  $\frac{3}{4}$ " veneer plywood fronts;  $\frac{1}{2}$ " veneer plywood sides;  $\frac{1}{4}$ " bottom with waterproof vinyl face; Dove-tail or glue and dowel joinery; and open to  $\frac{3}{4}$  of their depth.

##### Configurations

Available with 2-, 3- or 4-drawers and 4-drawers with 2-doors.



##### Storage.

Hinged door opens to provide additional storage underneath deck.

##### Platform style bed.

Designed to be used with mattress and no box spring.

##### Drawers.

Have half-moon black plastic pulls and  $\frac{3}{4}$  extension epoxy coated slides.

### Statement of Line



Captain's Bed

## How to Specify

---

Example.    1. Model Number/Size    2. Species and Finish

**SOBEC23882**

**K02**

Step 1.    Identify the Part Number from the succeeding product price pages.

Step 2.    For wood caseloads, select the species and finish:

**K**    Oak

02    Light

40    Medium

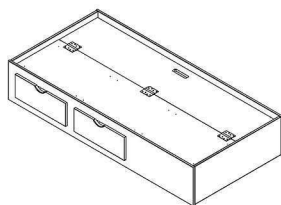
**M**    Maple

01    Natural

30    Cinnamon

50    Chestnut

60    Cocoa

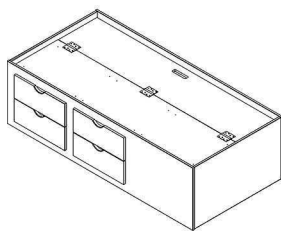


GSA Approved | 71-204

**Standard includes:**

- Veneer plywood with matching PVC edge band
- Species: **K** Oak or **M** Maple
- 3/4 extension epoxy coated drawer slides
- Half-moon pull: black plastic
- Storage compartment under bed deck
- Shipped assembled

| Part Number  | Description   | D" x W" x H" | Price   |
|--------------|---|--------------|---------|
| SOBEC23882-K | SOLO, Captains Bed, 2-Drawers, Sized For 36 X 80 Mattress | 38 x 82 x 15 | \$1,233 |
| SOBEC23882-M | SOLO, Captains Bed, 2-Drawers, Sized For 36 X 80 Mattress | 38 x 82 x 15 | \$1,233 |
| SOBEC24082-K | SOLO, Captains Bed, 2-Drawers, Sized For 38 X 80 Mattress | 40 x 82 x 15 | \$1,233 |
| SOBEC24082-M | SOLO, Captains Bed, 2-Drawers, Sized For 38 X 80 Mattress | 40 x 82 x 15 | \$1,233 |
| SOBEC63882-K | SOLO, Captains Bed, 3-Drawer, Sized For 36 X 80 Mattress  | 38 x 82 x 15 | \$1,445 |
| SOBEC63882-M | SOLO, Captains Bed, 3-Drawers, Sized For 36 X 80 Mattress | 38 x 82 x 15 | \$1,445 |
| SOBEC64082-K | SOLO, Captains Bed, 3-Drawer, Sized For 38 X 80 Mattress  | 40 x 82 x 15 | \$1,445 |
| SOBEC64082-M | SOLO, Captains Bed, 3-Drawer, Sized For 38 X 80 Mattress  | 40 x 82 x 15 | \$1,445 |

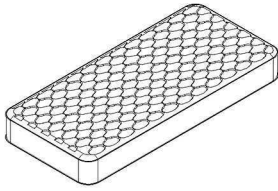


GSA Approved | 71-204

**Standard includes:**

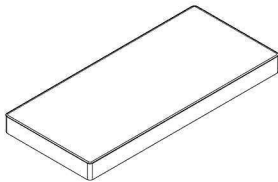
- Veneer plywood with matching PVC edge band
- Species: **K** Oak or **M** Maple
- 3/4 extension epoxy coated drawer slides
- Half-moon pull: black plastic
- Four drawers
- Storage compartment under bed deck
- Shipped assembled

| Part Number  | Description   | D" x W" x H" | Price   |
|--------------|---|--------------|---------|
| SOBEC43882-K | SOLO, Captains Bed, 4-Drawers, Sized For 36 X 80 Mattress       | 38 x 82 x 24 | \$1,788 |
| SOBEC43882-M | SOLO, Captains Bed, 4-Drawers, Sized For 36 X 80 Mattress       | 38 x 82 x 24 | \$1,788 |
| SOBEC44082-K | SOLO, Captains Bed, 4-Drawers, Sized For 38 X 80 Mattress       | 40 x 82 x 24 | \$1,790 |
| SOBEC44082-M | SOLO, Captains Bed, 4-Drawers, Sized For 38 X 80 Mattress       | 40 x 82 x 24 | \$1,790 |
| SOBEC53882-K | SOLO, Captains Bed, 4-Drawer/2 Door, Sized For 36 X 80 Mattress | 38 x 82 x 24 | \$1,895 |
| SOBEC53882-M | SOLO, Captains Bed, 4-Drawer/2 Door, Sized For 36 X 80 Mattress | 38 x 82 x 24 | \$1,895 |
| SOBEC54082-K | SOLO, Captains Bed, 4-Drawer/2 Door, Sized For 38 X 80 Mattress | 40 x 82 x 24 | \$1,895 |
| SOBEC54082-M | SOLO, Captains Bed, 4-Drawer/2 Door, Sized For 38 X 80 Mattress | 40 x 82 x 24 | \$1,895 |



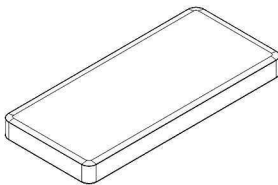
GSA Approved | 71-204

| Part Number | Description                           | D" x W" x H" | Price |
|-------------|---------------------------------------|--------------|-------|
| MTMAQX7539  | MATTRESS, Quilted, Twin Size 39x75    | 75 x 39 x 8  | \$419 |
| MTMAQX7554  | MATTRESS, Quilted, Full Size 54x75    | 75 x 54 x 8  | \$519 |
| MTMAQX8036  | MATTRESS, Quilted, Dorm Twin XL 36x80 | 80 x 36 x 8  | \$419 |
| MTMAQX8039  | MATTRESS, Quilted, Twin XL 39x80      | 80 x 39 x 8  | \$419 |
| MTMAQX8054  | MATTRESS, Quilted, Full XL Size 54x80 | 80 x 54 x 8  | \$542 |
| MTMAQX8060  | MATTRESS, Quilted, Queen Size 60x80   | 80 x 60 x 8  | \$611 |



Open Market

| Part Number | Description                 | D" x W" x H" | Price |
|-------------|-----------------------------|--------------|-------|
| MTBXSP7539  | BOXSPRING, Twin             | 75 x 39 x 8  | \$231 |
| MTBXSP7554  | BOXSPRING, Full             | 75 x 54 x 8  | \$306 |
| MTBXSP8036  | BOXSPRINGS, Dorm XLT, 36x80 | 80 x 36 x 8  | \$266 |
| MTBXSP8039  | BOXSPRING, Twin XL          | 80 x 39 x 8  | \$266 |
| MTBXSP8054  | BOXSPRING, Full XL          | 80 x 54 x 8  | \$352 |
| MTBXSP8060  | BOXSPRING, Queen            | 80 x 60 x 8  | \$367 |



GSA Approved | 71-204

| Part Number | Description                              | D" x W" x H" | Price |
|-------------|--|--------------|-------|
| MTMANX7539  | MATTRESS, Blue Nylon, Twin Size 39x75    | 75 x 39 x 8  | \$388 |
| MTMANX7554  | MATTRESS, Blue Nylon, Full Size 54x75    | 75 x 54 x 8  | \$480 |
| MTMANX8036  | MATTRESS, Blue Nylon, Dorm Twin XL 36x80 | 80 x 36 x 8  | \$388 |
| MTMANX8039  | MATTRESS, Blue Nylon, Twin XL 39x80      | 80 x 39 x 8  | \$411 |
| MTMANX8054  | MATTRESS, Blue Nylon, Full XL Size 54x80 | 80 x 54 x 8  | \$509 |

# lounge seating

Traditional, transitional or contemporary. Whatever your style. RT London seating provides comfort and durability in well-designed products.



## Lounge Seating

Numerous upholstered lounge options to fit any setting and aesthetic. Whether it's traditional stand-alone lounge pieces or contemporary modular sectionals, we're certain to have a great solution for your space.



### Lounge

#### Traditional Upholstery

These pieces stay true to the fine tradition of upholstery. Re-upholstery typically involves the entire unit and requires expertise. One-piece, glue and dowel, unitized frame construction. Upholstery is sewn, tufted and stapled to the frame for extreme durability.

#### Product lines

|          |         |
|----------|---------|
| Baxter   | Logan   |
| Bluto    | Lucy Lu |
| Broadway | Roxy    |
| Sawyer   | Garbo   |
| Henley   |         |

#### Component Re-upholsterable

Re-upholstery requires expertise, but can be done to parts of the unit for a more targeted repair. Arm frames are attached to the seat/ back frame with accessible metal-to-metal fasteners for ease of removal. Arms and seat/ back unit have their upholstery sewn, tufted and stapled to the frame. A renewable and sustainable choice.

#### Product lines

|        |
|--------|
| Emily  |
| Hudson |
| Lucy   |
| Quincy |

#### Field Re-upholsterable

Re-upholstery requires no expertise and can be done in the field to any portion of the chair that needs re-upholstery. Arms, seat and back are separate frames. Frames are attached to each other with accessible metal-to-metal fasteners. Frames are upholstered using sewn and formed fabric "socks" which attaches to the foamed frames with sewn-in hook and loop connections. The replacement fabric "socks" are available to purchase through RT London. A renewable and sustainable choice.

#### Product lines

|        |               |
|--------|---------------|
| Bluto  | Hugo          |
| Emily  | Logan         |
| Hudson | Emily         |
| Quincy | Lucy [select] |

#### Clean-out Cushion Design

Some of our lounge pieces have been designed with a generous pass through space between the seat and back to allow for easy cleaning.

#### Product lines

|       |
|-------|
| Bluto |
| Hugo  |
| Logan |



### Modular Seating

#### Bluto Modular

##### Design

Endless modular configurations are possible by combining single, 2-seat and 3-seat units with ganging tables. Modular components must be used in conjunction with each other.

##### Seats.

Available as single, 2-seat and 3-seat configurations. Must be used with the spanner tops and arm panels.



##### Spanner tops.

Bridges modular seats together to make unique configurations. Inside corner, outside corner, and straight spanner tops are available.

##### Arm panel.

Finishes off an end-of-run.

#### Hugo Modular

##### Design

Modular seats and arm panels are used together to create unique applications for waiting spaces.

##### Seats.

Available as single, 2-seat and 3-seat configurations.



##### Arm panel.

Connects modular seats together to finish off an end-of-run or can be used in a shared application. Optional wood arm cap available.

#### Lucy Modular

##### Design

Individual, modular components designed to provide maximum flexibility. Pieces work together or on their own and can be rear-ranged easily. Wide range of functional and aesthetic choices available.

##### Ganging bracket.

Available to keep individual units attached and neatly aligned.



##### Arm choices.

Armless, single and double wood arms, tablet.

##### Two back heights.

##### Leg choices.

Wood, metal, and caster legs are available.

##### Power.

Can be specified on the right or left side [from seating position]. Includes 1 power and 2 USB charging ports. USB ports will charge smartphones, iPods, iPads e-book readers etc.

##### Corner.

Can specify Left or Right corner which refers to upholstery of directional fabric on seat. From seated position, specify Left for directional fabric to align with chair to Left of corner. Specify Right, for directional fabric to align with chair to Right. Directional fabric on corner unit will only align with either the unit to right or left, not both. **Left corner shown.**

## Statement of Line

---



Baxter



Bluto



Broadway



Emily



Garbo



Henley



Hugo



Hudson



Sawyer



Logan



Lucy



Lucy Lu



Quincy



Roxy

### How to Specify

---

|          |                      |                       |            |
|----------|----------------------|-----------------------|------------|
| Example. | 1. Model Number/Size | 2. Species and Finish | 3. Fabric  |
|          | <b>BWLC1X3439</b>    | <b>W60</b>            | <b>574</b> |

Step 1. Identify the Part Number from the succeeding product price pages.

Step 2. Select the Species and Finish, if applicable:

**K** Oak

02 Light

40 Medium

**M** Maple

01 Natural

30 Cinnamon Noche

60 Cocoa

**W** Solid Wood

60 Cocoa

**X** Metal

Step 3. Choose Seating Fabric:

note: see the Surface Materials section for the complete Seating Upholstery offering.

#### **CSM Fabrics**

Customer Specified Material. Still looking for the perfect fabric? We've made graded in easy. Simply let your sales representative or Customer Service know what fabric you would like on your furniture and we will grade it in. Pricing will vary depending on the fabric cost. Once fabric is approved, we handle procuring the necessary yardage for your furniture.

#### **COM Fabrics**

Customer's Own Material. Contact Customer Service to arrange your own fabric on our lounge and seating products. We can provide you with the yardage that is required and you have fabric shipped directly to one of our manufacturing plants. We ask that a sample be sent to us so we can make sure it will work on our lounge or seating products. Once the fabric has been approved, we will notify you that we can proceed with accepting your fabric and producing your order. For COM pricing, use Price Grade 1 upcharge.

#### **CAL 133**

California Technical Bulletin 133. CAL133 is a standard for public buildings or public assembly areas that have areas containing 10 or more pieces of seating. Please contact Customer Service for pricing and approved CAL133 seating products.



GSA Approved | 71-206  
COM yardage: 8

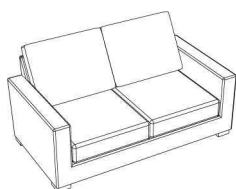
**Standard includes for Baxter Lounge collection:**

- Fully upholstered lounge: base grade fabric
- Seat cushions are reversible, zippered, and tethered
- Solid wood legs, Cocoa finish
- Seat height: 17"
- Meets Cal. 117 requirements
- Shipped assembled

**Options available:**

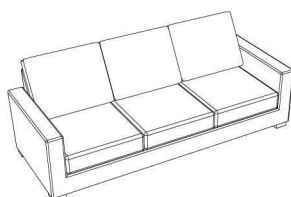
- Grade 4 fabric and above, please call for pricing
- For Customer's Own Material (COM), add the total cost of fabric to Grade 1 Price Group

| Part Number  | Description   | D" x W" x H" | Price   | Grade1 | Grade2 | Grade3 |
|--------------|---------------|--------------|---------|--------|--------|--------|
| BXLC1X3536+W | BAXTER, Chair | 35 x 36 x 27 | \$1,945 | +\$143 | +\$286 | +\$429 |



GSA Approved | 71-206  
COM yardage: 12

| Part Number  | Description    | D" x W" x H" | Price   | Grade1 | Grade2 | Grade3 |
|--------------|----------------|--------------|---------|--------|--------|--------|
| BXSE1X3560+W | BAXTER, Settee | 35 x 60 x 27 | \$2,540 | +\$215 | +\$429 | +\$643 |



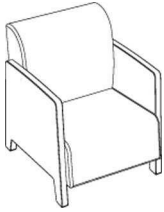
GSA Approved | 71-206  
COM yardage: 14

| Part Number  | Description  | D" x W" x H" | Price   | Grade1 | Grade3 | Grade2 |
|--------------|--------------|--------------|---------|--------|--------|--------|
| BXSF1X3584+W | BAXTER, Sofa | 35 x 84 x 27 | \$3,038 | +\$250 | +\$750 | +\$500 |



GSA Approved | 71-206  
COM yardage: 4

| Part Number  | Description     | D" x W" x H" | Price | Grade1 | Grade2 | Grade3 |
|--------------|-----------------|--------------|-------|--------|--------|--------|
| BXOT1X2030+W | BAXTER, Ottoman | 20 x 30 x 16 | \$995 | +\$72  | +\$143 | +\$215 |



Tip: matching tables available.  
GSA Approved | 71-206  
COM yardage: 3

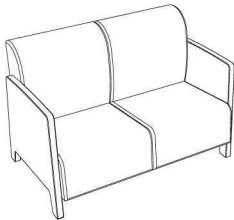
## Standard includes for Bluto Lounge collection:

- Fully upholstered lounge: base grade fabric
- Arms: veneer plywood
- Species: **K** Oak or **M** Maple
- Field re-upholsterable and non-reupholsterable models available
- Clean out cushion design
- Seat height: 18"
- Meets Cal. 117 requirements
- Shipped assembled

## Options available:

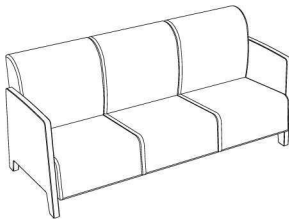
- Grade 4 fabric and above, please call for pricing
- For Customer's Own Material (COM), add the total cost of fabric to Grade 1 Price Group

| Part Number  | Description                                 | D" x W" x H" | Price   | Grade1 | Grade2 | Grade3 |
|--------------|---|--------------|---------|--------|--------|--------|
| BLLC3X3031+Y | BLUTO, Solid Arm Chair, Non-Reupholsterable | 30 x 25 x 34 | \$1,295 | +\$54  | +\$108 | +\$161 |
| BLLCOS3035+Y | BLUTO, Solid Arm Chair                      | 30 x 25 x 34 | \$1,419 | +\$54  | +\$108 | +\$161 |



GSA Approved | 71-206  
COM yardage: 6

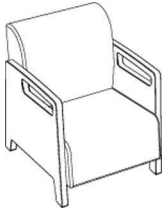
| Part Number  | Description                                  | D" x W" x H" | Price   | Grade1 | Grade2 | Grade3 |
|--------------|--|--------------|---------|--------|--------|--------|
| BLSE3X3031+Y | BLUTO, Solid Arm Settee, Non-Reupholsterable | 30 x 48 x 34 | \$1,750 | +\$108 | +\$215 | +\$322 |
| BLSEOS3048+Y | BLUTO, Solid Arm Settee                      | 30 x 48 x 34 | \$1,942 | +\$108 | +\$215 | +\$322 |



GSA Approved | 71-206  
COM yardage: 9

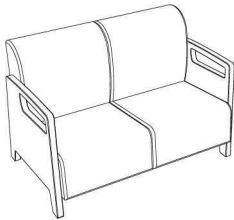
| Part Number  | Description                                | D" x W" x H" | Price   | Grade1 | Grade2 | Grade3 |
|--------------|--|--------------|---------|--------|--------|--------|
| BLSF3X3031+Y | BLUTO, Solid Arm Sofa, Non-Reupholsterable | 30 x 70 x 34 | \$2,359 | +\$161 | +\$322 | +\$483 |
| BLSFOS3070+Y | BLUTO, Solid Arm Sofa                      | 30 x 70 x 34 | \$2,621 | +\$161 | +\$322 | +\$483 |

## Bluto | Lounge Seating



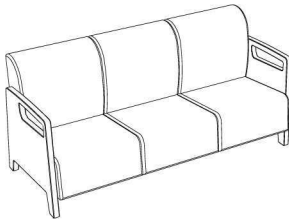
GSA Approved | 71-206  
COM yardage: 3

| Part Number  | Description                                       | D" x W" x H" | Price   | Grade1 | Grade2 | Grade3 |
|--------------|---|--------------|---------|--------|--------|--------|
| BLLC4X3031+Y | BLUTO, Narrow Open Arm Chair, Non-Reupholsterable | 30 x 25 x 34 | \$1,295 | +\$54  | +\$108 | +\$161 |
| BLLCON3035+Y | BLUTO, Narrow Open Arm Chair                      | 30 x 25 x 34 | \$1,419 | +\$54  | +\$108 | +\$161 |



GSA Approved | 71-206  
COM yardage: 6

| Part Number  | Description  | D" x W" x H" | Price   | Grade1 | Grade2 | Grade3 |
|--------------|--|--------------|---------|--------|--------|--------|
| BLSE4X3031+Y | BLUTO, Narrow Open Arm Settee, Non-Reupholsterable | 30 x 48 x 34 | \$1,750 | +\$108 | +\$215 | +\$322 |
| BLSEON3048+Y | BLUTO, Narrow Open Arm Settee                      | 30 x 48 x 34 | \$1,942 | +\$108 | +\$215 | +\$322 |



GSA Approved | 71-206  
COM yardage: 9

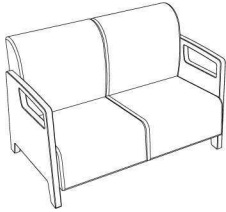
| Part Number  | Description                                      | D" x W" x H" | Price   | Grade1 | Grade2 | Grade3 |
|--------------|--|--------------|---------|--------|--------|--------|
| BLSF4X3031+Y | BLUTO, Narrow Open Arm Sofa, Non-Reupholsterable | 30 x 70 x 34 | \$2,359 | +\$161 | +\$322 | +\$483 |
| BLSFON3070+Y | BLUTO, Narrow Open Arm Sofa                      | 30 x 70 x 34 | \$2,621 | +\$161 | +\$322 | +\$483 |



GSA Approved | 71-206  
COM yardage: 3

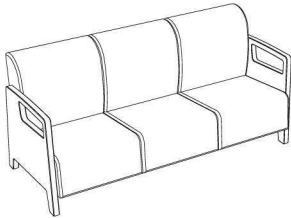
| Part Number  | Description                                     | D" x W" x H" | Price   | Grade1 | Grade2 | Grade3 |
|--------------|---|--------------|---------|--------|--------|--------|
| BLLC5X3031+Y | BLUTO, Wide Open Arm Chair, Non-Reupholsterable | 30 x 25 x 34 | \$1,295 | +\$54  | +\$108 | +\$161 |
| BLLCOW3035+Y | BLUTO, Wide Open Arm Chair                      | 30 x 25 x 34 | \$1,419 | +\$54  | +\$108 | +\$161 |

## Bluto | Lounge Seating



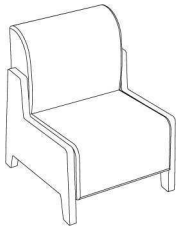
GSA Approved | 71-206  
COM yardage: 6

| Part Number  | Description                                      | D" x W" x H" | Price   | Grade1 | Grade2 | Grade3 |
|--------------|--|--------------|---------|--------|--------|--------|
| BLSE5X3031+Y | BLUTO, Wide Open Arm Settee, Non-Reupholsterable | 30 x 48 x 34 | \$1,750 | +\$108 | +\$215 | +\$322 |
| BLSEOW3048+Y | BLUTO, Wide Open Arm Settee                      | 30 x 48 x 34 | \$1,942 | +\$108 | +\$215 | +\$322 |



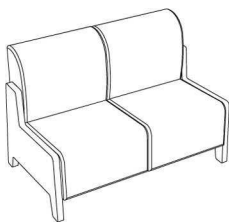
GSA Approved | 71-206  
COM yardage: 9

| Part Number  | Description                                    | D" x W" x H" | Price   | Grade1 | Grade2 | Grade3 |
|--------------|--|--------------|---------|--------|--------|--------|
| BLSF5X3031+Y | BLUTO, Wide Open Arm Sofa, Non-Reupholsterable | 30 x 70 x 34 | \$2,359 | +\$161 | +\$322 | +\$483 |
| BLSFOW3070+Y | BLUTO, Wide Open Arm Sofa                      | 30 x 70 x 34 | \$2,621 | +\$161 | +\$322 | +\$483 |



GSA Approved | 71-206  
COM yardage: 3

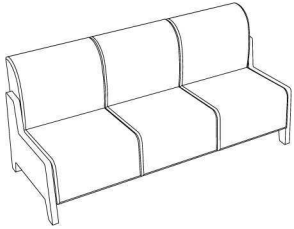
| Part Number  | Description                                      | D" x W" x H" | Price   | Grade1 | Grade2 | Grade3 |
|--------------|--|--------------|---------|--------|--------|--------|
| BLLC6X3031+Y | BLUTO, Armless Lounge Chair, Non-Reupholsterable | 30 x 25 x 34 | \$1,257 | +\$54  | +\$108 | +\$161 |
| BLLCMA3025+Y | BLUTO, Armless Chair                             | 30 x 25 x 34 | \$1,380 | +\$54  | +\$108 | +\$161 |



GSA Approved | 71-206  
COM yardage: 6

| Part Number  | Description                                | D" x W" x H" | Price   | Grade1 | Grade2 | Grade3 |
|--------------|--|--------------|---------|--------|--------|--------|
| BLSE6X3031+Y | BLUTO, Armless Settee, Non-Reupholsterable | 30 x 48 x 34 | \$1,697 | +\$108 | +\$215 | +\$322 |
| BLSEAL3048+Y | BLUTO, Armless Settee                      | 30 x 48 x 34 | \$1,885 | +\$108 | +\$215 | +\$322 |

## Bluto | Lounge Seating



GSA Approved | 71-206  
COM yardage: 9

| Part Number  | Description                              | D" x W" x H" | Price   | Grade1 | Grade2 | Grade3 |
|--------------|--|--------------|---------|--------|--------|--------|
| BLSF6X3031+Y | BLUTO, Armless Sofa, Non-Reupholsterable | 30 x 70 x 34 | \$2,292 | +\$161 | +\$322 | +\$483 |
| BLSFAL3070+Y | BLUTO, Armless Sofa                      | 30 x 70 x 34 | \$2,545 | +\$161 | +\$322 | +\$483 |

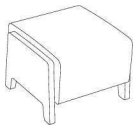


GSA Approved | 71-206  
COM yardage: 3

**Note:**

- Tablet arm rotates 180 degrees
- Tablet laminate surface will match wood finish specified
- Tablet arm post is black

| Part Number  | Description   | D" x W" x H" | Price   | Grade1 | Grade2 | Grade3 |
|--------------|---|--------------|---------|--------|--------|--------|
| BLLCTN3025+Y | BLUTO, Armless Chair With Right Tablet Arm, Non-Reupholsterable | 30 x 25 x 34 | \$1,680 | +\$54  | +\$108 | +\$161 |
| BLLCTR3025+Y | BLUTO, Armless Chair With Right Tablet Arm                      | 30 x 25 x 34 | \$1,821 | +\$54  | +\$108 | +\$161 |



GSA Approved | 71-206  
COM yardage: 1.75

| Part Number  | Description    | D" x W" x H" | Price   | Grade1 | Grade2 | Grade3 |
|--------------|----------------|--------------|---------|--------|--------|--------|
| BLOT1X2525+Y | BLUTO, Ottoman | 25 x 25 x 18 | \$1,076 | +\$32  | +\$63  | +\$94  |

GSA Approved | 71-206

| Part Number | Description              | D" x W" x H" | Price | Grade1 | Grade2 | Grade3 |
|-------------|--------------------------|--------------|-------|--------|--------|--------|
| BLRCBC      | BLUTO, Back Cover - Base | 0 x 0 x 0    | \$183 | +\$27  | +\$54  | +\$81  |
| BLRCSC      | BLUTO, Seat Cover - Base | 0 x 0 x 0    | \$183 | +\$27  | +\$54  | +\$81  |



## Bluto Modular | Lounge Seating



GSA Approved | 71-206

COM yardage: Single 3, Double 6, Triple 9

### Standard includes:

- Fully upholstered seat/ back: base grade fabric
- Field re-upholsterable model available
- Clean out design
- Seat height: 18"
- Meets Cal. 117 requirements
- Shipped ready to assemble

### Options available:

- Grade 4 fabric and above, please call for pricing
- For Customer's Own Material (COM), add the total cost of fabric to Grade 1 Price Group

**Note:** to be used in combination with Arm Panels and Spanner Tops to make a variety of configurations.

| Part Number | Description   | D" x W" x H" | Price   | Grade1 | Grade2 | Grade3 |
|-------------|---|--------------|---------|--------|--------|--------|
| BLLCMH3025+ | BLUTO, Modular Chair, Single Seat                         | 30 x 25 x 34 | \$986   | +\$54  | +\$108 | +\$161 |
| BLLCMH3048+ | BLUTO, Modular Chair, Double Seat                         | 30 x 48 x 34 | \$1,971 | +\$54  | +\$108 | +\$161 |
| BLLCMH3070+ | BLUTO, Modular Chair, Triple Seat                         | 30 x 70 x 34 | \$2,957 | +\$54  | +\$108 | +\$161 |
| BLLCMM3025+ | BLUTO, Modular Chair, Single Seat,<br>Non-Reupholsterable | 30 x 25 x 34 | \$880   | +\$54  | +\$108 | +\$161 |
| BLLCMM3048+ | BLUTO, Modular Chair, Double Seat,<br>Non-Reupholsterable | 25 x 48 x 34 | \$1,759 | +\$54  | +\$108 | +\$161 |
| BLLCMM3070+ | BLUTO, Modular Chair, Triple Seat,<br>Non-Reupholsterable | 30 x 70 x 34 | \$2,639 | +\$54  | +\$108 | +\$161 |



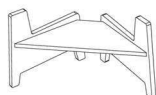
GSA Approved | 71-206

Tip: used with Modular Seats to finish the end of a run.

### Standard includes:

- Veneer plywood
- Species: **K** Oak or **M** Maple
- Shipped ready to assemble

| Part Number  | Description                     | D" x W" x H" | Price |
|--------------|---------------------------------|--------------|-------|
| BLLCLA3025+Y | BLUTO, Modular Arm Panel, Left  | 30 x 1 x 34  | \$369 |
| BLLCRA3025+Y | BLUTO, Modular Arm Panel, Right | 30 x 1 x 34  | \$369 |



GSA Approved | 71-206

Tip: bridges Modular Seats together to make unique configurations.

### Standard includes:

- Veneer plywood
- Species: **K** Oak or **M** Maple
- Shipped ready to assemble

| Part Number  | Description                               | D" x W" x H" | Price |
|--------------|---|--------------|-------|
| BLSTCL2240-Y | BLUTO, Modular Outside Corner Spanner Top | 22 x 40 x 34 | \$761 |
| BLSTCR2240-Y | BLUTO, Modular Inside Corner Spanner Top  | 22 x 40 x 34 | \$761 |
| BLSTOB2218-Y | BLUTO, Modular Spanner Top                | 22 x 18 x 34 | \$635 |

## Broadway | Lounge Seating



GSA Approved | 71-206  
COM yardage: 7

### Standard includes for Broadway Lounge collection:

- Fully upholstered lounge: base grade fabric
- Solid wood legs, Cocoa finish
- Cushions are attached, zippered and field re-upholsterable
- One piece front and back frame
- Seat height: 18"
- Meets Cal. 117 requirements
- Shipped assembled

### Options available:

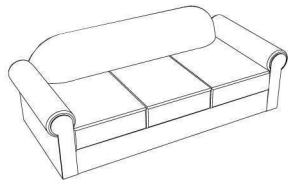
- Grade 4 fabric and above, please call for pricing
- For Customer's Own Material (COM), add the total cost of fabric to Grade 1 Price Group

| Part Number  | Description     | D" x W" x H" | Price   | Grade1 | Grade2 | Grade3 |
|--------------|-----------------|--------------|---------|--------|--------|--------|
| BWLC1X3439+W | BROADWAY, Chair | 34 x 39 x 31 | \$1,738 | +\$125 | +\$250 | +\$375 |



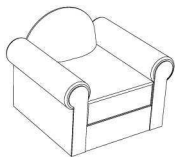
GSA Approved | 71-206  
COM yardage: 10.5

| Part Number  | Description      | D" x W" x H" | Price   | Grade1 | Grade2 | Grade3 |
|--------------|------------------|--------------|---------|--------|--------|--------|
| BWSE1X3463+W | BROADWAY, Settee | 34 x 63 x 31 | \$2,345 | +\$188 | +\$375 | +\$563 |



GSA Approved | 71-206  
COM yardage: 12.5

| Part Number  | Description    | D" x W" x H" | Price   | Grade1 | Grade2 | Grade3 |
|--------------|----------------|--------------|---------|--------|--------|--------|
| BWSF1X3485+W | BROADWAY, Sofa | 34 x 85 x 31 | \$2,823 | +\$224 | +\$447 | +\$670 |



GSA Approved | 71-206  
COM yardage: 7

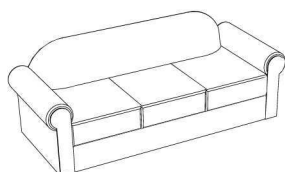
| Part Number  | Description        | D" x W" x H" | Price   | Grade1 | Grade2 | Grade3 |
|--------------|--------------------|--------------|---------|--------|--------|--------|
| BWLC1X3137+W | BROADWAY SS, Chair | 31 x 37 x 31 | \$1,609 | +\$125 | +\$250 | +\$375 |

## Broadway | Lounge Seating



GSA Approved | 71-206  
COM yardage: 10.5

| Part Number  | Description         | D" x W" x H" | Price   | Grade1 | Grade2 | Grade3 |
|--------------|---------------------|--------------|---------|--------|--------|--------|
| BWSE1X3161+W | BROADWAY SS, Settee | 31 × 61 × 31 | \$2,104 | +\$188 | +\$375 | +\$563 |



GSA Approved | 71-206  
COM yardage: 12.5

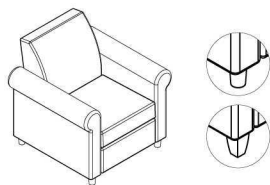
| Part Number  | Description       | D" x W" x H" | Price   | Grade1 | Grade2 | Grade3 |
|--------------|-------------------|--------------|---------|--------|--------|--------|
| BWSF1X3183+W | BROADWAY SS, Sofa | 31 × 83 × 31 | \$2,471 | +\$224 | +\$447 | +\$670 |



GSA Approved | 71-206  
COM yardage: 4

| Part Number  | Description       | D" x W" x H" | Price   | Grade1 | Grade2 | Grade3 |
|--------------|-------------------|--------------|---------|--------|--------|--------|
| BWOT1X2432+W | BROADWAY, Ottoman | 24 × 32 × 16 | \$1,050 | +\$72  | +\$143 | +\$215 |

## Emily | Lounge Seating



GSA Approved | 71-206  
COM yardage: 6.5

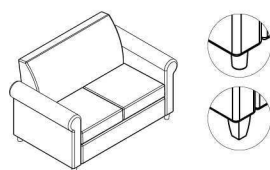
### Standard includes for Emily Lounge Collection:

- Fully upholstered lounge: base grade fabric
- Seat cushions are reversible, zippered, and tethered
- Plastic or solid wood legs, Cocoa finish
- Seat height: 18"
- Meets Cal. 117 requirements
- Shipped assembled

### Options available:

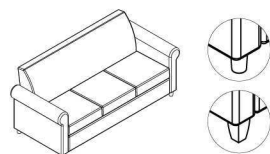
- Grade 4 fabric and above, please call for pricing
- For Customer's Own Material (COM), add the total cost of fabric to Grade 1 Price Group

| Part Number  | Description   | D" x W" x H" | Price   | Grade1 | Grade2 | Grade3 |
|--------------|---|--------------|---------|--------|--------|--------|
| EMLC1X3134   | EMILY, Lounge Chair, Plastic Legs                         | 31 x 34 x 34 | \$1,247 | +\$108 | +\$215 | +\$322 |
| EMLC1X3134+W | EMILY, Lounge Chair, Wood Legs                            | 31 x 34 x 34 | \$1,378 | +\$108 | +\$215 | +\$322 |
| EMLC3X3134   | EMILY, Lounge Chair, Plastic Legs, Field Re-upholsterable | 31 x 34 x 34 | \$1,511 | +\$117 | +\$233 | +\$349 |
| EMLC3X3134+W | EMILY, Lounge Chair, Wood Legs, Field Re-Upholsterable    | 31 x 34 x 34 | \$1,634 | +\$117 | +\$233 | +\$349 |



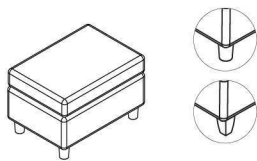
GSA Approved | 71-206  
COM yardage: 8.5

| Part Number  | Description   | D" x W" x H" | Price   | Grade1 | Grade2 | Grade3 |
|--------------|---|--------------|---------|--------|--------|--------|
| EMSE1X3156   | EMILY, Settee, Plastic Legs                         | 31 x 56 x 34 | \$1,790 | +\$143 | +\$286 | +\$429 |
| EMSE1X3156+W | EMILY, Settee, Wood Legs                            | 31 x 56 x 34 | \$1,921 | +\$143 | +\$286 | +\$429 |
| EMSE3X3156   | EMILY, Settee, Plastic Legs, Field Re-upholsterable | 31 x 56 x 34 | \$2,170 | +\$152 | +\$304 | +\$456 |
| EMSE3X3156+W | EMILY, Settee, Wood Legs, Field Re-upholsterable    | 31 x 56 x 34 | \$2,294 | +\$152 | +\$304 | +\$456 |



GSA Approved | 71-206  
COM yardage: 10.5

| Part Number  | Description                                       | D" x W" x H" | Price   | Grade1 | Grade2 | Grade3 |
|--------------|---|--------------|---------|--------|--------|--------|
| EMSF1X3177   | EMILY, Sofa, Plastic Legs                         | 31 x 77 x 34 | \$2,307 | +\$179 | +\$358 | +\$536 |
| EMSF1X3177+W | EMILY, Sofa, Wood Legs                            | 31 x 77 x 34 | \$2,404 | +\$179 | +\$358 | +\$536 |
| EMSF3X3177   | EMILY, Sofa, Plastic Legs, Field Re-upholsterable | 31 x 77 x 34 | \$2,770 | +\$188 | +\$375 | +\$563 |
| EMSF3X3177+W | EMILY, Sofa, Wood Legs, Field Re-upholsterable    | 31 x 77 x 34 | \$2,868 | +\$188 | +\$375 | +\$563 |



GSA Approved | 71-206  
COM yardage: 4

| Part Number  | Description                  | D" x W" x H" | Price | Grade1 | Grade2 | Grade3 |
|--------------|------------------------------|--------------|-------|--------|--------|--------|
| EMOT1X1622   | EMILY, Ottoman, Plastic Legs | 16 x 22 x 17 | \$704 | +\$72  | +\$143 | +\$215 |
| EMOT1X1622+W | EMILY, Ottoman, Wood Legs    | 16 x 22 x 17 | \$835 | +\$72  | +\$143 | +\$215 |



GSA Approved | 71-206  
COM yardage: 9

**Standard includes for Garbo Lounge collection:**

- Fully upholstered lounge: base grade fabric
- Seat and back cushions are reversible, zippered and tethered
- Solid wood legs, Cocoa finish
- Seat height: 17"
- Meets Cal. 117 requirements
- Shipped assembled

**Options available:**

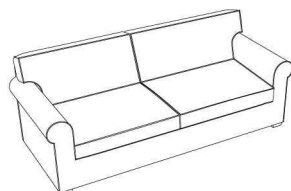
- Grade 4 fabric and above, please call for pricing
- For Customer's Own Material (COM), add the total cost of fabric to Grade 1 Price Group

| Part Number  | Description  | D" x W" x H" | Price   | Grade1 | Grade2 | Grade3 |
|--------------|--------------|--------------|---------|--------|--------|--------|
| GRLC1X3540+W | GARBO, Chair | 35 x 40 x 29 | \$2,178 | +\$161 | +\$322 | +\$483 |



GSA Approved | 71-206  
COM yardage: 11

| Part Number  | Description   | D" x W" x H" | Price   | Grade1 | Grade2 | Grade3 |
|--------------|---------------|--------------|---------|--------|--------|--------|
| GRSE1X3564+W | GARBO, Settee | 35 x 64 x 29 | \$2,738 | +\$197 | +\$393 | +\$590 |



GSA Approved | 71-206  
COM yardage: 14.5

| Part Number  | Description            | D" x W" x H" | Price   | Grade1 | Grade2 | Grade3 |
|--------------|------------------------|--------------|---------|--------|--------|--------|
| GRSF1X3588+W | GARBO, Sofa, 3 Cushion | 35 x 88 x 29 | \$3,309 | +\$259 | +\$518 | +\$777 |
| GRSF2X3588+W | GARBO, Sofa, 2 Cushion | 35 x 88 x 29 | \$3,309 | +\$259 | +\$518 | +\$777 |



GSA Approved | 71-206  
COM yardage: 5

| Part Number  | Description    | D" x W" x H" | Price   | Grade1 | Grade2 | Grade3 |
|--------------|----------------|--------------|---------|--------|--------|--------|
| GROT1X2030+W | GARBO, Ottoman | 20 x 30 x 17 | \$1,021 | +\$90  | +\$179 | +\$268 |



GSA Approved | 71-206  
COM yardage: 6.5

**Standard includes for Henley Lounge collection:**

- Fully upholstered lounge: base grade fabric
- Seat cushions are reversible, zippered and tethered
- Species: **K** Oak or **M** Maple
- Seat height: 18"
- Meets Cal. 117 requirements
- Shipped assembled

**Option available:**

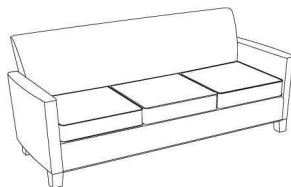
- Solid wood arm caps
- Grade 4 fabric and above, please call for pricing
- For Customer's Own Material (COM), add the total cost of fabric to Grade 1 Price Group

| Part Number  | Description   | D" x W" x H" | Price   | Grade1 | Grade2 | Grade3 | WoodCap |
|--------------|---------------|--------------|---------|--------|--------|--------|---------|
| HNLC1X3331+K | HENLEY, Chair | 33 x 31 x 32 | \$2,157 | +\$117 | +\$233 | +\$349 | +\$160  |
| HNLC1X3331+M | HENLEY, Chair | 33 x 31 x 32 | \$2,219 | +\$117 | +\$233 | +\$349 | +\$160  |



GSA Approved | 71-206  
COM yardage: 10

| Part Number  | Description    | D" x W" x H" | Price   | Grade1 | Grade2 | Grade3 | WoodCap |
|--------------|----------------|--------------|---------|--------|--------|--------|---------|
| HNSE1X3355+K | HENLEY, Settee | 33 x 55 x 32 | \$2,750 | +\$179 | +\$358 | +\$536 | +\$160  |
| HNSE1X3355+M | HENLEY, Settee | 33 x 55 x 32 | \$2,859 | +\$179 | +\$358 | +\$536 | +\$160  |



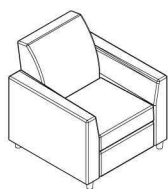
GSA Approved | 71-206  
COM yardage: 12

| Part Number  | Description  | D" x W" x H" | Price   | Grade1 | Grade2 | Grade3 | WoodCap |
|--------------|--------------|--------------|---------|--------|--------|--------|---------|
| HNSF1X3379+K | HENLEY, Sofa | 33 x 79 x 32 | \$3,354 | +\$215 | +\$429 | +\$643 | +\$160  |
| HNSF1X3379+M | HENLEY, Sofa | 33 x 79 x 32 | \$3,488 | +\$215 | +\$429 | +\$643 | +\$160  |



GSA Approved | 71-206  
COM yardage: 3.5

| Part Number  | Description     | D" x W" x H" | Price   | Grade1 | Grade2 | Grade3 |
|--------------|-----------------|--------------|---------|--------|--------|--------|
| HNOT1X2024+K | HENLEY, Ottoman | 20 x 23 x 17 | \$1,719 | +\$63  | +\$125 | +\$188 |
| HNOT1X2024+M | HENLEY, Ottoman | 20 x 23 x 17 | \$1,738 | +\$63  | +\$125 | +\$188 |



GSA Approved | 71-206  
COM yardage: 6.5

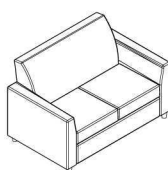
## Standard includes for Hudson Lounge Collection:

- Fully upholstered lounge: base grade fabric
- Seat cushions are reversible, zippered, and tethered
- Plastic, metal or solid wood legs, Cocoa finish
- Seat height: 18"
- Meets Cal. 117 requirements
- Shipped assembled

## Options available:

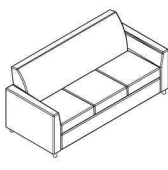
- Grade 4 fabric and above, please call for pricing
- For Customer's Own Material (COM), add the total cost of fabric to Grade 1 Price Group

| Part Number  | Description  | D" x W" x H" | Price   | Grade1 | Grade2 | Grade3 |
|--------------|--|--------------|---------|--------|--------|--------|
| HDLC1X3133   | HUDSON, Lounge Chair, Plastic Legs                         | 31 x 33 x 34 | \$1,192 | +\$108 | +\$215 | +\$322 |
| HDLC1X3133+W | HUDSON, Lounge Chair, Wood Legs                            | 31 x 33 x 34 | \$1,323 | +\$108 | +\$215 | +\$322 |
| HDLC1X3133+X | HUDSON, Lounge Chair, Metal Legs                           | 31 x 33 x 34 | \$1,280 | +\$108 | +\$215 | +\$322 |
| HDLC3X3133   | HUDSON, Lounge Chair, Plastic Legs, Field Re-upholsterable | 31 x 33 x 34 | \$1,452 | +\$117 | +\$233 | +\$349 |
| HDLC3X3133+W | HUDSON, Lounge Chair, Wood Legs, Field Re-upholsterable    | 31 x 33 x 34 | \$1,573 | +\$117 | +\$233 | +\$349 |
| HDLC3X3133+X | HUDSON, Lounge Chair, Metal Legs, Field Re-upholsterable   | 31 x 33 x 34 | \$1,525 | +\$117 | +\$233 | +\$349 |



GSA Approved | 71-206  
COM yardage: 8.5

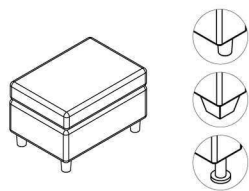
| Part Number  | Description  | D" x W" x H" | Price   | Grade1 | Grade2 | Grade3 |
|--------------|--|--------------|---------|--------|--------|--------|
| HDSE1X3155   | HUDSON, Settee, Plastic Legs                         | 31 x 55 x 34 | \$1,735 | +\$143 | +\$286 | +\$429 |
| HDSE1X3155+W | HUDSON, Settee, Wood Legs                            | 31 x 55 x 34 | \$1,866 | +\$143 | +\$286 | +\$429 |
| HDSE1X3155+X | HUDSON, Settee, Metal Legs                           | 31 x 55 x 34 | \$1,821 | +\$143 | +\$286 | +\$429 |
| HDSE3X3155   | HUDSON, Settee, Plastic Legs, Field Re-upholsterable | 31 x 55 x 34 | \$2,112 | +\$152 | +\$304 | +\$456 |
| HDSE3X3155+W | HUDSON, Settee, Wood Legs, Field Re-upholsterable    | 31 x 55 x 34 | \$2,229 | +\$152 | +\$304 | +\$456 |
| HDSE3X3155+X | HUDSON, Settee, Metal Legs, Field Re-upholsterable   | 31 x 55 x 34 | \$2,174 | +\$152 | +\$304 | +\$456 |



GSA Approved | 71-206  
COM yardage: 10.5

| Part Number  | Description  | D" x W" x H" | Price   | Grade1 | Grade2 | Grade3 |
|--------------|--|--------------|---------|--------|--------|--------|
| HDSF1X3176   | HUDSON, Sofa, Plastic Legs                         | 31 x 76 x 34 | \$2,259 | +\$179 | +\$358 | +\$536 |
| HDSF1X3176+W | HUDSON, Sofa, Wood Legs                            | 31 x 76 x 34 | \$2,380 | +\$179 | +\$358 | +\$536 |
| HDSF1X3176+X | HUDSON, Sofa, Metal Legs                           | 31 x 76 x 34 | \$2,250 | +\$179 | +\$358 | +\$536 |
| HDSF3X3176   | HUDSON, Sofa, Plastic Legs, Field Re-upholsterable | 31 x 76 x 34 | \$2,712 | +\$188 | +\$375 | +\$563 |
| HDSF3X3176+W | HUDSON, Sofa, Wood Legs, Field Re-upholsterable    | 31 x 76 x 34 | \$2,834 | +\$188 | +\$375 | +\$563 |
| HDSF3X3176+X | HUDSON, Sofa, Metal Legs, Field Re-upholsterable   | 31 x 76 x 34 | \$2,785 | +\$188 | +\$375 | +\$563 |





GSA Approved | 71-206  
COM yardage: 4

| Part Number  | Description                   | D" x W" x H" | Price | Grade1 | Grade2 | Grade3 |
|--------------|-------------------------------|--------------|-------|--------|--------|--------|
| HDOT1X1622   | HUDSON, Ottoman, Plastic Legs | 16 x 22 x 17 | \$704 | +\$72  | +\$143 | +\$215 |
| HDOT1X1622+W | HUDSON, Ottoman, Wood Legs    | 16 x 22 x 17 | \$835 | +\$72  | +\$143 | +\$215 |
| HDOT1X1622+X | HUDSON, Ottoman, Metal Legs   | 16 x 22 x 17 | \$797 | +\$72  | +\$143 | +\$215 |



Tip: matching tables available.  
GSA Approved | 71-206  
COM yardage: Chair 5, Bariatric 7

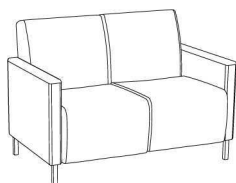
## Standard includes for Hugo Lounge collection:

- Fully upholstered lounge: base grade fabric
- Field re-upholsterable seat and back. Arms are component re-upholsterable.
- Steel legs: silver powder coat
- Seat height: 18"
- Meets Cal. 117 requirements
- Shipped assembled

## Options available:

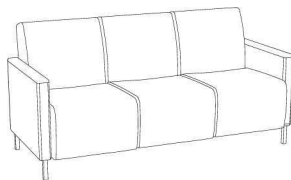
- Solid wood arm caps
- Grade 4 fabric and above, please call for pricing
- For Customer's Own Material (COM), add the total cost of fabric to Grade 1 Price Group

| Part Number  | Description            | D" x W" x H" | Price   | Grade1 | Grade2 | Grade3 | WoodCap |
|--------------|------------------------|--------------|---------|--------|--------|--------|---------|
| HULC1X3028+X | HUGO, Chair            | 30 x 28 x 35 | \$1,666 | +\$81  | +\$161 | +\$242 | +\$90   |
| HULC1X3038+X | HUGO, Chair, Bariatric | 30 x 38 x 35 | \$1,950 | +\$90  | +\$179 | +\$268 | +\$90   |



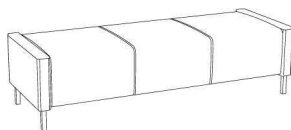
GSA Approved | 71-206  
COM yardage: 7.5

| Part Number  | Description  | D" x W" x H" | Price   | Grade1 | Grade2 | Grade3 | WoodCap |
|--------------|--------------|--------------|---------|--------|--------|--------|---------|
| HUSE1X3050+X | HUGO, Settee | 30 x 50 x 35 | \$2,392 | +\$125 | +\$250 | +\$375 | +\$90   |



GSA Approved | 71-206  
COM yardage: 10

| Part Number  | Description | D" x W" x H" | Price   | Grade1 | Grade2 | Grade3 | WoodCap |
|--------------|-------------|--------------|---------|--------|--------|--------|---------|
| HUSF1X3072+X | HUGO, Sofa  | 30 x 72 x 35 | \$3,123 | +\$197 | +\$393 | +\$590 | +\$90   |



GSA Approved | 71-206

| Part Number  | Description | D" x W" x H" | Price   | Grade1 | Grade2 | Grade3 |
|--------------|-------------|--------------|---------|--------|--------|--------|
| HUBC1X2472+X | HUGO, Bench | 24 x 72 x 18 | \$2,292 | +\$161 | +\$322 | +\$483 |



GSA Approved | 71-206  
COM yardage: Single 2.5, Double 5, Triple 7.5

**Standard includes:**

- Fully upholstered seat/back: base grade fabric
- Component re-upholsterable
- Seat height: 18"
- Meets Cal. 117 requirements
- Shipped ready to assemble

**Options available:**

- Grade 4 fabric and above, please call for pricing
- For Customer's Own Material (COM), add the total cost of fabric to Grade 1 Price Group

**Note:** to be used in combination with Arm Panels to make a variety of configurations.

| Part Number | Description               | D" x W" x H" | Price   | Grade1 | Grade2 | Grade3 |
|-------------|---------------------------|--------------|---------|--------|--------|--------|
| HULCMH3022+ | HUGO, Modular Single Seat | 30 × 22 × 35 | \$788   | +\$45  | +\$90  | +\$134 |
| HULCMH3044+ | HUGO, Modular Double Seat | 30 × 44 × 35 | \$1,509 | +\$90  | +\$179 | +\$268 |
| HULCMH3066+ | HUGO, Modular Triple Seat | 30 × 60 × 35 | \$2,240 | +\$134 | +\$268 | +\$402 |



GSA Approved | 71-206  
COM yardage: 1

**Standard includes:**

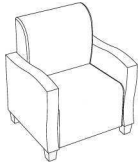
- Fully upholstered arm panel: base group fabric
- Field re-upholsterable
- Steel legs: silver powder coat
- Meets Cal. 117 requirements
- Shipped ready to assemble

**Options available:**

- Solid wood arm cap
- Price Grade 4 fabric and above, please call for pricing

**Note:** used with Modular Seats to create a variety of configurations.

| Part Number  | Description                 | D" x W" x H" | Price | Grade1 | Grade2 | Grade3 | WoodCap |
|--------------|-----------------------------|--------------|-------|--------|--------|--------|---------|
| HULCMI3003+X | HUGO, Modular Right Arm     | 30 × 3 × 26  | \$440 | +\$18  | +\$36  | +\$54  | +\$45   |
| HULCMJ3003+X | HUGO, Modular Left Arm      | 30 × 3 × 26  | \$440 | +\$18  | +\$36  | +\$54  | +\$45   |
| HULCMK3003+X | HUGO, Modular Universal Arm | 30 × 3 × 26  | \$440 | +\$18  | +\$36  | +\$54  | +\$45   |



GSA Approved | 71-206  
COM yardage: 6

**Standard includes for Logan Lounge collection:**

- Fully upholstered lounge: base grade fabric
- Field re-upholsterable
- Clean out cushion design
- Solid wood legs, Cocoa finish
- Seat height: 18.5"
- Meets Cal. 117 requirements
- Shipped assembled

**Options available:**

- Grade 4 fabric and above, please call for pricing
- For Customer's Own Material (COM), add the total cost of fabric to Grade 1 Price Group

| Part Number  | Description                       | D" x W" x H" | Price   | Grade1 | Grade2 | Grade3 |
|--------------|-----------------------------------|--------------|---------|--------|--------|--------|
| LLLC1X3032+W | LOGAN, Chair,                     | 30 x 31 x 34 | \$1,866 | +\$108 | +\$215 | +\$322 |
| LLLC3X3031+W | LOGAN, Chair, Non-Reupholsterable | 30 x 31 x 34 | \$1,657 | +\$108 | +\$215 | +\$322 |

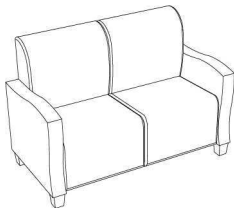


GSA Approved | 71-206  
COM yardage: 6

**Note:**

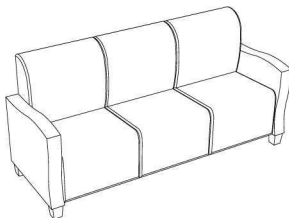
- Tablet arm rotates 180 degrees
- Solid wood legs, Cocoa finish
- Tablet laminate surface available in woodgrain finishes
- Tablet arm post is black

| Part Number  | Description  | D" x W" x H" | Price   | Grade1 | Grade2 | Grade3 |
|--------------|--|--------------|---------|--------|--------|--------|
| LLLCTN3031+W | LOGAN, Chair, Tablet Arm, Right, Non-Reupholsterable | 30 x 31 x 34 | \$1,995 | +\$108 | +\$215 | +\$322 |
| LLLCTR3031+W | LOGAN, Chair, Tablet Arm, Right                      | 30 x 31 x 34 | \$2,204 | +\$108 | +\$215 | +\$322 |



GSA Approved | 71-206  
COM yardage: 9

| Part Number  | Description                        | D" x W" x H" | Price   | Grade1 | Grade2 | Grade3 |
|--------------|------------------------------------|--------------|---------|--------|--------|--------|
| LLSE1X3054+W | LOGAN, Settee                      | 30 x 54 x 34 | \$2,590 | +\$161 | +\$322 | +\$483 |
| LLSE3X3054+W | LOGAN, Settee, Non-Reupholsterable | 30 x 54 x 34 | \$2,333 | +\$161 | +\$322 | +\$483 |



GSA Approved | 71-206  
COM yardage: 12

| Part Number  | Description                      | D" x W" x H" | Price   | Grade1 | Grade2 | Grade3 |
|--------------|----------------------------------|--------------|---------|--------|--------|--------|
| LLSF1X3078+W | LOGAN, Sofa                      | 30 x 78 x 34 | \$3,321 | +\$215 | +\$429 | +\$643 |
| LLSF3X3078+W | LOGAN, Sofa, Non-Reupholsterable | 30 x 78 x 34 | \$2,990 | +\$215 | +\$429 | +\$643 |

GSA Approved | 71-206

| Part Number | Description                               | D" x W" x H" | Price | Grade1 | Grade2 | Grade3 |
|-------------|---|--------------|-------|--------|--------|--------|
| LLRCBC      | LOGAN, Back Replacement Cover - Base      | 0 x 0 x 0    | \$148 | +\$41  | +\$81  | +\$121 |
| LLRCLA      | LOGAN, Left Arm Replacement Cover - Base  | 0 x 0 x 0    | \$222 | +\$23  | +\$45  | +\$67  |
| LLRCRA      | LOGAN, Right Arm Replacement Cover - Base | 0 x 0 x 0    | \$222 | +\$23  | +\$45  | +\$67  |
| LLRCSC      | LOGAN, Seat Replacement Cover - Base      | 0 x 0 x 0    | \$148 | +\$41  | +\$81  | +\$121 |



Tip: matching tables available.  
GSA Approved | 71-206  
COM yardage: 3.5


## Standard includes for Lucy Lounge collection:

- Fully upholstered lounge: base grade fabric
- Leg choices: Wood, Metal, or Casters
- Arms are bent plywood, if selected
- Seat height: 18"
- Meets Cal. 117 requirements
- Shipped assembled

## Options available:

- Casters, 4" silver: **+\$100 List**
- Wood legs: **+\$120 List**
- Integrated power, left or right: **+\$400 List**. Includes 2 power outlets, 4 USB charging ports.
- Grade 4 fabric and above, please call for pricing
- For Customer's Own Material (COM), add the total cost of fabric to Grade 1 Price Group

| Part Number | Description                                    | D" x W" x H" | Price   | Grade1 | Grade2 | Grade3 | Power  |
|-------------|--|--------------|---------|--------|--------|--------|--------|
| LULB1A24    | LUCY, Chair, Armless                           | 30 x 24 x 30 | \$1,069 | +\$59  | +\$117 | +\$175 | +\$400 |
| LULB1A24F   | LUCY, Chair, Armless, Field<br>Reupholsterable | 30 x 24 x 30 | \$1,285 | +\$59  | +\$117 | +\$175 |        |



GSA Approved | 71-206  
COM yardage: 4.5

## Options available:

- Casters, 4" silver: **+\$100 List**
- Wood legs: **+\$120 List**
- Integrated power, left or right: **+\$400 List**. Includes 2 power outlets, 4 USB charging ports.
- Grade 4 fabric and above, please call for pricing
- For Customer's Own Material (COM), add the total cost of fabric to Grade 1 Price Group

| Part Number | Description   | D" x W" x H" | Price   | Grade1 | Grade2 | Grade3 |
|-------------|---|--------------|---------|--------|--------|--------|
| LULB1A30    | LUCY, Chair, Big, Armless                           | 30 x 30 x 30 | \$1,176 | +\$75  | +\$150 | +\$224 |
| LULB1A30F   | LUCY, Chair, Big, Armless, Field<br>Reupholsterable | 30 x 30 x 30 | \$1,414 | +\$75  | +\$150 | +\$224 |



GSA Approved | 71-206  
COM yardage: 4.5

## Options available:

- Casters, 4" silver: **+\$100 List**
- Wood legs: **+\$120 List**
- Integrated power in table: **+\$400 List**. Includes 2 power outlets, 4 USB charging ports.
- Grade 4 fabric and above, please call for pricing
- For Customer's Own Material (COM), add the total cost of fabric to Grade 1 Price Group

| Part Number | Description   | D" x W" x H" | Price   | Grade1 | Grade2 | Grade3 |
|-------------|---|--------------|---------|--------|--------|--------|
| LULB4A30+K  | Lucy, Chair, Big, Armless, Integrated<br>Table, Right | 30 x 30 x 30 | \$1,328 | +\$75  | +\$150 | +\$224 |
| LULB4A30+M  | Lucy, Chair, Big, Armless, Integrated<br>Table, Right | 30 x 30 x 30 | \$1,328 | +\$75  | +\$150 | +\$224 |
| LULB4B30+K  | Lucy, Chair, Big, Armless, Integrated<br>Table, Left  | 30 x 30 x 30 | \$1,328 | +\$75  | +\$150 | +\$224 |
| LULB4B30+M  | Lucy, Chair, Big, Armless, Integrated<br>Table, Left  | 30 x 30 x 30 | \$1,328 | +\$75  | +\$150 | +\$224 |



GSA Approved | 71-206  
COM yardage: 4.5

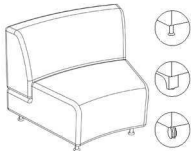
#### Options available:

- Casters, 4" silver: **+\$100 List**
- Wood legs: **+\$120 List**
- Grade 4 fabric and above, please call for pricing
- For Customer's Own Material (COM), add the total cost of fabric to Grade 1 Price Group

#### Note:

- Left and Right refers to upholstery of directional fabric on seat. From seated position, specify Left for directional fabric to align with chair to Left of corner. Specify Right, for directional fabric to align with chair to Right. Directional fabric on corner unit will only align with either the unit to right or left, not both.

| Part Number | Description  | D" x W" x H" | Price   | Grade1 | Grade2 | Grade3 |
|-------------|--|--------------|---------|--------|--------|--------|
| LULB2A30    | LUCY, 90 Corner Chair, Right                           | 30 x 30 x 30 | \$1,411 | +\$75  | +\$150 | +\$224 |
| LULB2A30F   | LUCY, 90 Corner Chair, Right, Field<br>Reupholsterable | 30 x 30 x 30 | \$1,697 | +\$75  | +\$150 | +\$224 |
| LULB2B30    | LUCY, 90 Corner Chair, Left                            | 30 x 30 x 30 | \$1,411 | +\$75  | +\$150 | +\$224 |
| LULB2B30F   | LUCY, 90 Corner Chair, Left, Field<br>Reupholsterable  | 30 x 30 x 30 | \$1,697 | +\$75  | +\$150 | +\$224 |



GSA Approved | 71-206

#### Options available:

- Casters, 4" silver: **+\$100 List**
- Wood legs: **+\$120 List**
- Integrated power, left or right: **+\$400 List**. Includes 2 power outlets, 4 USB charging ports.
- Grade 4 fabric and above, please call for pricing
- For Customer's Own Material (COM), add the total cost of fabric to Grade 1 Price Group

| Part Number | Description                                    | D" x W" x H" | Price   | Grade1 | Grade2 | Grade3 |
|-------------|--|--------------|---------|--------|--------|--------|
| LULB3A30    | LUCY, Curved - Inner                           | 39 x 30 x 30 | \$1,300 | +\$75  | +\$150 | +\$224 |
| LULB3A30F   | LUCY, Curved - Inner, Field<br>Reupholsterable | 39 x 30 x 30 | \$1,562 | +\$75  | +\$150 | +\$224 |
| LULB3B30    | LUCY, Curved - Outer                           | 39 x 30 x 30 | \$1,300 | +\$75  | +\$150 | +\$224 |
| LULB3B30F   | LUCY, Curved - Outer, Field<br>Reupholsterable | 39 x 30 x 30 | \$1,562 | +\$75  | +\$150 | +\$224 |



GSA Approved | 71-206  
COM yardage: 3.5

#### Options available:

- Casters, 4" silver: **+\$100 List**
- Wood legs: **+\$120 List**
- Integrated power, left or right: **+\$400 List**. Includes 2 power outlets, 4 USB charging ports.
- Grade 4 fabric and above, please call for pricing
- For Customer's Own Material (COM), add the total cost of fabric to Grade 1 Price Group

#### Note:

- Tablet arm rotates 180 degrees
- Tablet laminate surface will match wood finish specified
- Arm post: silver

| Part Number | Description                    | D" x W" x H" | Price   | Grade1 | Grade2 | Grade3 |
|-------------|--------------------------------|--------------|---------|--------|--------|--------|
| LULB1E24+K  | LUCY, Chair, Tablet Arm, Right | 30 x 26 x 30 | \$1,542 | +\$59  | +\$117 | +\$175 |
| LULB1E24+M  | LUCY, Chair, Tablet Arm, Right | 30 x 26 x 30 | \$1,542 | +\$59  | +\$117 | +\$175 |
| LULB1F24+K  | LUCY, Chair, Tablet Arm, Left  | 30 x 26 x 30 | \$1,544 | +\$59  | +\$117 | +\$175 |
| LULB1F24+M  | LUCY, Chair, Tablet Arm, Left  | 30 x 26 x 30 | \$1,544 | +\$59  | +\$117 | +\$175 |



GSA Approved | 71-206  
COM yardage: 4.5

## Options available:

- Casters, 4" silver: **+\$100 List**
- Wood legs: **+\$120 List**
- Integrated power, left or right: **+\$400 List**. Includes 2 power outlets, 4 USB charging ports.
- Grade 4 fabric and above, please call for pricing
- For Customer's Own Material (COM), add the total cost of fabric to Grade 1 Price Group

## Note:

- Tablet arm rotates 180 degrees
- Tablet laminate surface will match wood finish specified
- Arm post: silver

| Part Number | Description                         | D" x W" x H" | Price   | Grade1 | Grade2 | Grade3 |
|-------------|-------------------------------------|--------------|---------|--------|--------|--------|
| LULB1E30+K  | LUCY, Chair, Big, Tablet Arm, Right | 30 x 32 x 30 | \$1,697 | +\$75  | +\$150 | +\$224 |
| LULB1E30+M  | LUCY, Chair, Big, Tablet Arm, Right | 30 x 32 x 30 | \$1,697 | +\$75  | +\$150 | +\$224 |
| LULB1F30+K  | LUCY, Chair, Big, Tablet Arm, Left  | 30 x 32 x 36 | \$1,698 | +\$75  | +\$150 | +\$224 |
| LULB1F30+M  | LUCY, Chair, Big, Tablet Arm, Left  | 30 x 32 x 36 | \$1,698 | +\$75  | +\$150 | +\$224 |



GSA Approved | 71-206  
COM yardage: 3.5

## Options available:

- Casters, 4" silver: **+\$100 List**
- Wood legs: **+\$120 List**
- Integrated power, left or right: **+\$400 List**. Includes 2 power outlets, 4 USB charging ports.
- Grade 4 fabric and above, please call for pricing
- For Customer's Own Material (COM), add the total cost of fabric to Grade 1 Price Group

| Part Number | Description            | D" x W" x H" | Price   | Grade1 | Grade2 | Grade3 |
|-------------|------------------------|--------------|---------|--------|--------|--------|
| LULB1D24+K  | LUCY, Chair, Wood Arms | 30 x 29 x 30 | \$1,397 | +\$59  | +\$117 | +\$175 |
| LULB1D24+M  | LUCY, Chair, Wood Arms | 30 x 29 x 30 | \$1,397 | +\$59  | +\$117 | +\$175 |



GSA Approved | 71-206  
COM yardage: 4.5

## Options available:

- Casters, 4" silver: **+\$100 List**
- Wood legs: **+\$120 List**
- Integrated power, left or right: **+\$400 List**. Includes 2 power outlets, 4 USB charging ports.
- Grade 4 fabric and above, please call for pricing
- For Customer's Own Material (COM), add the total cost of fabric to Grade 1 Price Group

| Part Number | Description                | D" x W" x H" | Price   | Grade1 | Grade2 | Grade3 |
|-------------|----------------------------|--------------|---------|--------|--------|--------|
| LULB1D30+K  | LUCY, Chair, Big, Wood Arm | 30 x 36 x 30 | \$1,538 | +\$75  | +\$150 | +\$224 |
| LULB1D30+M  | LUCY, Chair, Big, Wood Arm | 30 x 36 x 30 | \$1,538 | +\$75  | +\$150 | +\$224 |





GSA Approved | 71-206  
COM yardage: 3.5

## Options available:

- Casters, 4" silver: **+\$100 List**
- Wood legs: **+\$120 List**
- Integrated power, left or right: **+\$400 List**. Includes 2 power outlets, 4 USB charging ports.
- Grade 4 fabric and above, please call for pricing
- For Customer's Own Material (COM), add the total cost of fabric to Grade 1 Price Group

| Part Number | Description                 | D" x W" x H" | Price   | Grade1 | Grade2 | Grade3 |
|-------------|-----------------------------|--------------|---------|--------|--------|--------|
| LULB1B24+K  | LUCY, Chair, Wood Arm Right | 30 x 27 x 30 | \$1,257 | +\$59  | +\$117 | +\$175 |
| LULB1B24+M  | LUCY, Chair, Wood Arm Right | 30 x 27 x 30 | \$1,257 | +\$59  | +\$117 | +\$175 |
| LULB1C24+K  | LUCY, Chair, Wood Arm Left  | 30 x 27 x 30 | \$1,257 | +\$59  | +\$117 | +\$175 |
| LULB1C24+M  | LUCY, Chair, Wood Arm Left  | 30 x 27 x 30 | \$1,257 | +\$59  | +\$117 | +\$175 |

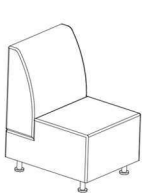


GSA Approved | 71-206  
COM yardage: 4.5

## Options available:

- Casters, 4" silver: **+\$100 List**
- Wood legs: **+\$120 List**
- Integrated power, left or right: **+\$400 List**. Includes 2 power outlets, 4 USB charging ports.
- Grade 4 fabric and above, please call for pricing
- For Customer's Own Material (COM), add the total cost of fabric to Grade 1 Price Group

| Part Number | Description                      | D" x W" x H" | Price   | Grade1 | Grade2 | Grade3 |
|-------------|----------------------------------|--------------|---------|--------|--------|--------|
| LULB1B30+K  | LUCY, Chair, Big, Wood Arm Right | 30 x 33 x 30 | \$1,383 | +\$75  | +\$150 | +\$224 |
| LULB1B30+M  | LUCY, Chair, Big, Wood Arm Right | 30 x 33 x 30 | \$1,383 | +\$75  | +\$150 | +\$224 |
| LULB1C30+K  | LUCY, Chair, Big, Wood Arm Left  | 30 x 33 x 30 | \$1,383 | +\$75  | +\$150 | +\$224 |
| LULB1C30+M  | LUCY, Chair, Big, Wood Arm Left  | 30 x 33 x 30 | \$1,383 | +\$75  | +\$150 | +\$224 |



GSA Approved | 71-206  
COM yardage: 4

## Options available:

- Casters, 4" silver: **+\$100 List**
- Wood legs: **+\$120 List**
- Integrated power, left or right: **+\$400 List**. Includes 2 power outlets, 4 USB charging ports.
- Grade 4 fabric and above, please call for pricing
- For Customer's Own Material (COM), add the total cost of fabric to Grade 1 Price Group

| Part Number | Description   | D" x W" x H" | Price   | Grade1 | Grade2 | Grade3 |
|-------------|---|--------------|---------|--------|--------|--------|
| LUHB1A24    | LUCY, Highback Chair, Armless                           | 30 x 24 x 36 | \$1,221 | +\$67  | +\$133 | +\$199 |
| LUHB1A24F   | LUCY, Highback Chair, Armless, Field<br>Reupholsterable | 30 x 24 x 36 | \$1,465 | +\$59  | +\$117 | +\$175 |



GSA Approved | 71-206  
COM yardage: 5

## Options available:

- Casters, 4" silver: **+\$100 List**
- Wood legs: **+\$120 List**
- Integrated power, left or right: **+\$400 List**. Includes 2 power outlets, 4 USB charging ports.
- Grade 4 fabric and above, please call for pricing
- For Customer's Own Material (COM), add the total cost of fabric to Grade 1 Price Group

| Part Number | Description  | D" x W" x H" | Price   | Grade1 | Grade2 | Grade3 |
|-------------|--|--------------|---------|--------|--------|--------|
| LUHB1A30    | LUCY, Highback Chair, Big, Armless                           | 30 x 30 x 36 | \$1,328 | +\$83  | +\$166 | +\$249 |
| LUHB1A30F   | LUCY, Highback Chair, Big, Armless,<br>Field Reupholsterable | 30 x 30 x 36 | \$1,594 | +\$75  | +\$150 | +\$224 |



GSA Approved | 71-206  
COM yardage: 5

## Options available:

- Casters, 4" silver: **+\$100 List**
- Wood legs: **+\$120 List**
- Integrated power in table: **+\$400 List**. Includes 2 power outlets, 4 USB charging ports.
- Grade 4 fabric and above, please call for pricing
- For Customer's Own Material (COM), add the total cost of fabric to Grade 1 Price Group

| Part Number | Description   | D" x W" x H" | Price   | Grade1 | Grade2 | Grade3 |
|-------------|---|--------------|---------|--------|--------|--------|
| LUHB4A30+K  | Lucy, Highback Chair, Big, Armless, Integrated Table, Right | 30 x 30 x 36 | \$1,478 | +\$83  | +\$166 | +\$249 |
| LUHB4A30+M  | Lucy, Highback Chair, Big, Armless, Integrated Table, Right | 30 x 30 x 36 | \$1,478 | +\$83  | +\$166 | +\$249 |
| LUHB4B30+K  | Lucy, Highback Chair, Big, Armless, Integrated Table, Left  | 30 x 30 x 36 | \$1,478 | +\$83  | +\$166 | +\$249 |
| LUHB4B30+M  | Lucy, Highback Chair, Big, Armless, Integrated Table, Left  | 30 x 30 x 36 | \$1,478 | +\$83  | +\$166 | +\$249 |



GSA Approved | 71-206  
COM yardage: 5

## Options available:

- Casters, 4" silver: **+\$100 List**
- Wood legs: **+\$120 List**
- Grade 4 fabric and above, please call for pricing
- For Customer's Own Material (COM), add the total cost of fabric to Grade 1 Price Group

## Note:

- Left and Right refers to upholstery of directional fabric on seat. From seated position, specify Left for directional fabric to align with chair to Left of corner. Specify Right, for directional fabric to align with chair to Right. Directional fabric on corner unit will only align with either the unit to right or left, not both.

| Part Number | Description  | D" x W" x H" | Price   | Grade1 | Grade2 | Grade3 |
|-------------|--|--------------|---------|--------|--------|--------|
| LUHB2A30    | LUCY, 90 Corner Highback Chair, Right                        | 30 x 30 x 36 | \$1,564 | +\$83  | +\$166 | +\$249 |
| LUHB2A30F   | LUCY, 90 Corner Highback Chair, Right, Field Reupholsterable | 30 x 30 x 36 | \$1,877 | +\$83  | +\$166 | +\$249 |
| LUHB2B30    | LUCY, 90 Corner Highback Chair, Left                         | 30 x 30 x 36 | \$1,564 | +\$83  | +\$166 | +\$249 |
| LUHB2B30F   | LUCY, 90 Corner Highback Chair, Left, Field Reupholsterable  | 0 x 0 x 0    | \$1,877 | +\$83  | +\$166 | +\$249 |



GSA Approved | 71-206  
COM yardage: 5

## Options available:

- Casters, 4" silver: **+\$100 List**
- Wood legs: **+\$120 List**
- Integrated power, left or right **+\$400 List**. Includes 2 power outlets, 4 USB charging ports.
- Grade 4 fabric and above, please call for pricing
- For Customer's Own Material (COM), add the total cost of fabric to Grade 1 Price Group

| Part Number | Description  | D" x W" x H" | Price   | Grade1 | Grade2 | Grade3 |
|-------------|--|--------------|---------|--------|--------|--------|
| LUHB3A30    | LUCY, Highback Curved - Inner                        | 39 x 30 x 36 | \$1,452 | +\$83  | +\$166 | +\$249 |
| LUHB3A30F   | LUCY, Highback Curved - Inner, Field Reupholsterable | 39 x 30 x 36 | \$1,742 | +\$83  | +\$166 | +\$249 |
| LUHB3B30    | LUCY, Highback Curved - Outer                        | 39 x 30 x 36 | \$1,452 | +\$83  | +\$166 | +\$249 |
| LUHB3B30F   | LUCY, Highback Curved - Outer, Field Reupholsterable | 39 x 30 x 36 | \$1,742 | +\$83  | +\$166 | +\$249 |



GSA Approved | 71-206  
COM yardage: 4

## Options available:

- Casters, 4" silver: **+\$100 List**
- Wood legs: **+\$120 List**
- Integrated power, left or right: **+\$400 List**. Includes 2 power outlets, 4 USB charging ports.
- Grade 4 fabric and above, please call for pricing
- For Customer's Own Material (COM), add the total cost of fabric to Grade 1 Price Group

## Note:

- Tablet arm rotates 180 degrees
- Tablet laminate surface will match wood finish specified
- Arm post: silver

| Part Number | Description                             | D" x W" x H" | Price   | Grade1 | Grade2 | Grade3 |
|-------------|---|--------------|---------|--------|--------|--------|
| LUHB1E24+K  | LUCY, Highback Chair, Tablet Arm, Right | 30 x 26 x 36 | \$1,694 | +\$67  | +\$133 | +\$199 |
| LUHB1E24+M  | LUCY, Highback Chair, Tablet Arm, Right | 30 x 26 x 36 | \$1,694 | +\$67  | +\$133 | +\$199 |
| LUHB1F24+K  | LUCY, Highback Chair, Tablet Arm, Left  | 30 x 26 x 36 | \$1,694 | +\$67  | +\$133 | +\$200 |
| LUHB1F24+M  | LUCY, Highback Chair, Tablet Arm, Left  | 30 x 26 x 36 | \$1,694 | +\$67  | +\$133 | +\$200 |



GSA Approved | 71-206  
COM yardage: 5

## Options available:

- Casters, 4" silver: **+\$100 List**
- Wood legs: **+\$120 List**
- Integrated power, left or right: **+\$400 List**. Includes 2 power outlets, 4 USB charging ports.
- Grade 4 fabric and above, please call for pricing
- For Customer's Own Material (COM), add the total cost of fabric to Grade 1 Price Group

## Note:

- Tablet arm rotates 180 degrees
- Tablet laminate surface will match wood finish specified
- Arm post: silver

| Part Number | Description                                  | D" x W" x H" | Price   | Grade1 | Grade2 | Grade3 |
|-------------|--|--------------|---------|--------|--------|--------|
| LUHB1E30+K  | LUCY, Highback Chair, Big, Tablet Arm, Right | 30 x 32 x 36 | \$1,848 | +\$83  | +\$166 | +\$249 |
| LUHB1E30+M  | LUCY, Highback Chair, Big, Tablet Arm, Right | 30 x 32 x 36 | \$1,848 | +\$83  | +\$166 | +\$249 |
| LUHB1F30+K  | LUCY, Highback Chair, Big, Tablet Arm, Left  | 30 x 32 x 36 | \$1,848 | +\$83  | +\$166 | +\$249 |
| LUHB1F30+M  | LUCY, Highback Chair, Big, Tablet Arm, Left  | 30 x 32 x 36 | \$1,848 | +\$83  | +\$166 | +\$249 |



GSA Approved | 71-206  
COM yardage: 4

## Options available:

- Casters, 4" silver: **+\$100 List**
- Wood legs: **+\$120 List**
- Integrated power, left or right: **+\$400 List**. Includes 2 power outlets, 4 USB charging ports.
- Grade 4 fabric and above, please call for pricing
- For Customer's Own Material (COM), add the total cost of fabric to Grade 1 Price Group

| Part Number | Description                     | D" x W" x H" | Price   | Grade1 | Grade2 | Grade3 |
|-------------|---------------------------------|--------------|---------|--------|--------|--------|
| LUHB1D24+K  | LUCY, Highback Chair, Wood Arms | 30 x 29 x 36 | \$1,549 | +\$67  | +\$133 | +\$199 |
| LUHB1D24+M  | LUCY, Highback Chair, Wood Arms | 30 x 29 x 36 | \$1,549 | +\$67  | +\$133 | +\$199 |



GSA Approved | 71-206  
COM yardage: 5

## Options available:

- Casters, 4" silver: **+\$100 List**
- Wood legs: **+\$120 List**
- Integrated power, left or right: **+\$400 List**. Includes 2 power outlets, 4 USB charging ports.
- Grade 4 fabric and above, please call for pricing
- For Customer's Own Material (COM), add the total cost of fabric to Grade 1 Price Group

| Part Number | Description                         | D" x W" x H" | Price   | Grade1 | Grade2 | Grade3 |
|-------------|-------------------------------------|--------------|---------|--------|--------|--------|
| LUHB1D30+K  | LUCY, Highback Chair, Big, Wood Arm | 30 x 36 x 36 | \$1,689 | +\$83  | +\$166 | +\$249 |
| LUHB1D30+M  | LUCY, Highback Chair, Big, Wood Arm | 30 x 36 x 36 | \$1,689 | +\$83  | +\$166 | +\$249 |



GSA Approved | 71-206  
COM yardage: 4

## Options available:

- Casters, 4" silver: **+\$100 List**
- Wood legs: **+\$120 List**
- Integrated power, left or right: **+\$400 List**. Includes 2 power outlets, 4 USB charging ports.
- Grade 4 fabric and above, please call for pricing
- For Customer's Own Material (COM), add the total cost of fabric to Grade 1 Price Group

| Part Number | Description                          | D" x W" x H" | Price   | Grade1 | Grade2 | Grade3 |
|-------------|--------------------------------------|--------------|---------|--------|--------|--------|
| LUHB1B24+K  | LUCY, Highback Chair, Wood Arm Right | 30 x 27 x 36 | \$1,408 | +\$67  | +\$133 | +\$199 |
| LUHB1B24+M  | LUCY, Highback Chair, Wood Arm Right | 30 x 27 x 36 | \$1,408 | +\$67  | +\$133 | +\$199 |
| LUHB1C24+K  | LUCY, Highback Chair, Wood Arm Left  | 30 x 27 x 36 | \$1,408 | +\$67  | +\$133 | +\$199 |
| LUHB1C24+M  | LUCY, Highback Chair, Wood Arm Left  | 30 x 27 x 36 | \$1,408 | +\$67  | +\$133 | +\$199 |

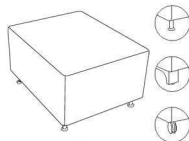


GSA Approved | 71-206  
COM yardage: 5

## Options available:

- Casters, 4" silver: **+\$100 List**
- Wood legs: **+\$120 List**
- Integrated power, left or right: **+\$400 List**. Includes 2 power outlets, 4 USB charging ports.
- Grade 4 fabric and above, please call for pricing
- For Customer's Own Material (COM), add the total cost of fabric to Grade 1 Price Group

| Part Number | Description                               | D" x W" x H" | Price   | Grade1 | Grade2 | Grade3 |
|-------------|---|--------------|---------|--------|--------|--------|
| LUHB1B30+K  | LUCY, Highback Chair, Big, Wood Arm Right | 30 x 33 x 36 | \$1,534 | +\$83  | +\$166 | +\$249 |
| LUHB1B30+M  | LUCY, Highback Chair, Big, Wood Arm Right | 30 x 33 x 36 | \$1,534 | +\$83  | +\$166 | +\$249 |
| LUHB1C30+K  | LUCY, Highback Chair, Big, Wood Arm Left  | 30 x 33 x 36 | \$1,534 | +\$83  | +\$166 | +\$249 |
| LUHB1C30+M  | LUCY, Highback Chair, Big, Wood Arm Left  | 30 x 33 x 36 | \$1,534 | +\$83  | +\$166 | +\$249 |



GSA Approved | 71-206  
COM yardage: 2

## Options available:

- Casters, 4" silver: **+\$100 List**
- Wood legs: **+\$120 List**
- Grade 4 fabric and above, please call for pricing
- For Customer's Own Material (COM), add the total cost of fabric to Grade 1 Price Group

| Part Number | Description   | D" x W" x H" | Price | Grade1 | Grade2 | Grade3 |
|-------------|---------------|--------------|-------|--------|--------|--------|
| LUOT3024    | LUCY, Ottoman | 30 x 24 x 17 | \$730 | +\$34  | +\$67  | +\$100 |



GSA Approved | 71-206  
Tip: one bracket needed per joint

## Standard includes:

- Single bracket: black

| Part Number | Description           | D" x W" x H" | Price |
|-------------|-----------------------|--------------|-------|
| LUGBKT      | LUCY, Ganging Bracket | 3 x 2 x 3    | \$33  |

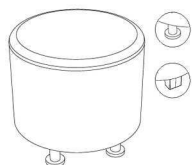


**RT LONDON®**

Quality products. Dedicated service.

1.877.613.2012 | [www.rtlondon.com](http://www.rtlondon.com)

©2013



GSA Approved | 71-206  
COM yardage: 1.75

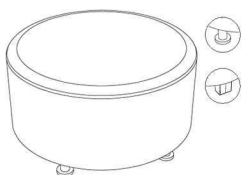
## Standard includes for Lucy Lu Lounge collection:

- Fully upholstered lounge: base grade fabric
- Leg choices: Wood or Metal
- Seat height: 17"
- Meets Cal. 117 requirements
- Shipped assembled

## Options available:

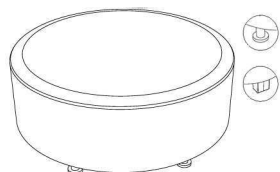
- Wood legs: **+\$120 List**
- Integrated power **+\$400 List**. Includes 2 power outlets, 4 USB charging ports. Available on 32" & 44" stools.
- Grade 4 fabric and above, please call for pricing
- For Customer's Own Material (COM), add the total cost of fabric to Grade 1 Price Group

| Part Number | Description        | D" x W" x H" | Price | Grade1 | Grade2 | Grade3 |
|-------------|--------------------|--------------|-------|--------|--------|--------|
| LULU18      | LUCY LU, Stool, 18 | 18 x 18 x 17 | \$469 | +\$30  | +\$59  | +\$88  |



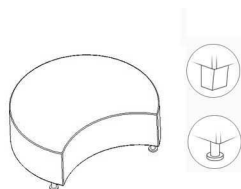
GSA Approved | 71-206  
COM yardage: 3

| Part Number | Description        | D" x W" x H" | Price | Grade1 | Grade2 | Grade3 |
|-------------|--------------------|--------------|-------|--------|--------|--------|
| LULU32      | LUCY LU, Stool, 32 | 32 x 32 x 17 | \$826 | +\$50  | +\$100 | +\$150 |



GSA Approved | 71-206  
COM yardage: 3.5

| Part Number | Description        | D" x W" x H" | Price   | Grade1 | Grade2 | Grade3 |
|-------------|--------------------|--------------|---------|--------|--------|--------|
| LULU44      | LUCY LU, Stool, 44 | 44 x 44 x 17 | \$1,073 | +\$59  | +\$117 | +\$175 |



GSA Approved | 71-206  
COM yardage: 3.5

| Part Number | Description                   | D" x W" x H" | Price   | Grade1 | Grade2 | Grade3 |
|-------------|-------------------------------|--------------|---------|--------|--------|--------|
| LULU44H     | LUCY LU, Stool, 44, Half-moon | 44 x 44 x 17 | \$1,075 | +\$75  | +\$150 | +\$224 |



GSA Approved | 71-206  
COM yardage: 6.5

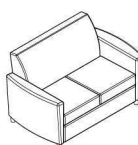
## Standard includes for Quincy Lounge Collection:

- Fully upholstered lounge: base grade fabric
- Seat cushions are reversible, zippered, and tethered
- Plastic, metal or solid wood legs, Cocoa finish
- Seat height: 18"
- Meets Cal. 117 requirements
- Shipped assembled

## Options available:

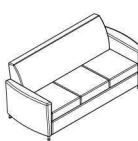
- Grade 4 fabric and above, please call for pricing
- For Customer's Own Material (COM), add the total cost of fabric to Grade 1 Price Group

| Part Number  | Description  | D" x W" x H" | Price   | Grade1 | Grade2 | Grade3 |
|--------------|--|--------------|---------|--------|--------|--------|
| QULC1X3133   | QUINCY, Lounge Chair, Plastic Legs                         | 31 x 33 x 34 | \$1,209 | +\$108 | +\$215 | +\$322 |
| QULC1X3133+W | QUINCY, Lounge Chair, Wood Legs                            | 31 x 33 x 34 | \$1,330 | +\$108 | +\$215 | +\$322 |
| QULC1X3133+X | QUINCY, Lounge Chair, Metal Legs                           | 31 x 33 x 34 | \$1,280 | +\$108 | +\$215 | +\$322 |
| QULC3X3133   | QUINCY, Lounge Chair, Plastic Legs, Field Re-upholsterable | 31 x 33 x 34 | \$1,452 | +\$117 | +\$233 | +\$349 |
| QULC3X3133+W | QUINCY, Lounge Chair, Wood Legs, Field Re-upholsterable    | 31 x 33 x 34 | \$1,573 | +\$117 | +\$233 | +\$349 |
| QULC3X3133+X | QUINCY, Lounge Chair, Metal Legs, Field Re-upholsterable   | 31 x 33 x 34 | \$1,525 | +\$117 | +\$233 | +\$349 |



GSA Approved | 71-206  
COM yardage: 8.5

| Part Number  | Description  | D" x W" x H" | Price   | Grade1 | Grade2 | Grade3 |
|--------------|--|--------------|---------|--------|--------|--------|
| QUSE1X3155   | QUINCY, Settee, Plastic Legs                         | 31 x 55 x 34 | \$1,759 | +\$143 | +\$286 | +\$429 |
| QUSE1X3155+W | QUINCY, Settee, Wood Legs                            | 31 x 55 x 34 | \$1,876 | +\$143 | +\$286 | +\$429 |
| QUSE1X3155+X | QUINCY, Settee, Metal Legs                           | 31 x 55 x 34 | \$1,821 | +\$143 | +\$286 | +\$429 |
| QUSE3X3155   | QUINCY, Settee, Plastic Legs, Field Re-upholsterable | 31 x 55 x 34 | \$2,112 | +\$152 | +\$304 | +\$456 |
| QUSE3X3155+W | QUINCY, Settee, Wood Legs, Field Re-upholsterable    | 31 x 55 x 34 | \$2,229 | +\$152 | +\$304 | +\$456 |
| QUSE3X3155+X | QUINCY, Settee, Metal Legs, Field Re-upholsterable   | 31 x 55 x 34 | \$2,174 | +\$152 | +\$304 | +\$456 |



GSA Approved | 71-206  
COM yardage: 10.5

| Part Number  | Description  | D" x W" x H" | Price   | Grade1 | Grade2 | Grade3 |
|--------------|--|--------------|---------|--------|--------|--------|
| QUSF1X3176   | QUINCY, Sofa, Plastic Legs                         | 31 x 76 x 34 | \$2,259 | +\$179 | +\$358 | +\$536 |
| QUSF1X3176+W | QUINCY, Sofa, Wood Legs                            | 31 x 76 x 34 | \$2,380 | +\$179 | +\$358 | +\$536 |
| QUSF1X3176+X | QUINCY, Sofa, Metal Legs                           | 31 x 76 x 34 | \$2,250 | +\$179 | +\$358 | +\$536 |
| QUSF3X3176   | QUINCY, Sofa, Plastic Legs, Field Re-upholsterable | 31 x 76 x 34 | \$2,712 | +\$188 | +\$375 | +\$563 |
| QUSF3X3176+W | QUINCY, Sofa, Wood Legs, Field Re-upholsterable    | 31 x 76 x 34 | \$2,834 | +\$188 | +\$375 | +\$563 |
| QUSF3X3176+X | QUINCY, Sofa, Metal Legs, Field Re-upholsterable   | 31 x 76 x 34 | \$2,785 | +\$188 | +\$375 | +\$563 |



GSA Approved | 71-206  
COM yardage: 4

| Part Number  | Description                   | D" x W" x H" | Price | Grade1 | Grade2 | Grade3 |
|--------------|-------------------------------|--------------|-------|--------|--------|--------|
| QUOT1X1622   | QUINCY, Ottoman, Plastic Legs | 16 x 22 x 17 | \$704 | +\$72  | +\$143 | +\$215 |
| QUOT1X1622+W | QUINCY, Ottoman, Wood Legs    | 16 x 22 x 17 | \$835 | +\$72  | +\$143 | +\$215 |
| QUOT1X1622+X | QUINCY, Ottoman, Metal Legs   | 16 x 22 x 17 | \$797 | +\$72  | +\$143 | +\$215 |





GSA Approved | 71-206  
COM yardage: 8

## Standard includes for Roxy Lounge collection:

- Fully upholstered lounge: base grade fabric
- Seat cushions are reversible, zippered and tethered
- Solid wood legs, Cocoa finish
- Seat height: 19"
- Meets Cal. 117 requirements
- Shipped assembled

## Options available:

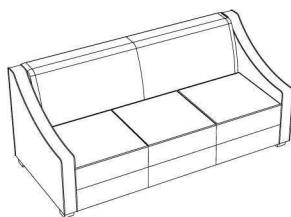
- Grade 4 fabric and above, please call for pricing
- For Customer's Own Material (COM), add the total cost of fabric to Grade 1 Price Group

| Part Number  | Description | D" x W" x H" | Price   | Grade1 | Grade2 | Grade3 |
|--------------|-------------|--------------|---------|--------|--------|--------|
| RXLC1X3234+W | ROXY, Chair | 32 x 34 x 34 | \$2,161 | +\$143 | +\$286 | +\$429 |



GSA Approved | 71-206  
COM yardage: 11

| Part Number  | Description  | D" x W" x H" | Price   | Grade1 | Grade2 | Grade3 |
|--------------|--------------|--------------|---------|--------|--------|--------|
| RXSE1X3258+W | ROXY, Settee | 32 x 58 x 34 | \$2,714 | +\$197 | +\$393 | +\$590 |




GSA Approved | 71-206  
COM yardage: 14

| Part Number  | Description | D" x W" x H" | Price   | Grade1 | Grade2 | Grade3 |
|--------------|-------------|--------------|---------|--------|--------|--------|
| RXSF1X3283+W | ROXY, Sofa  | 32 x 83 x 34 | \$3,280 | +\$250 | +\$500 | +\$750 |



GSA Approved | 71-206

| Part Number  | Description   | D" x W" x H" | Price   | Grade1 | Grade2 | Grade3 |
|--------------|---------------|--------------|---------|--------|--------|--------|
| RXOT1X2025+W | ROXY, Ottoman | 20 x 25 x 17 | \$1,004 | +\$72  | +\$143 | +\$215 |



GSA Approved | 71-206  
COM yardage: 5

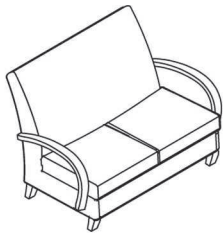
**Standard includes for Sawyer Lounge collection:**

- Fully upholstered lounge: base grade fabric
- Seat cushions are reversible, zippered and tethered
- Bent plywood arms
- Species: **K** Oak or **M** Maple
- Seat height: 19"
- Meets Cal. 117 requirements
- Shipped assembled

**Options available:**

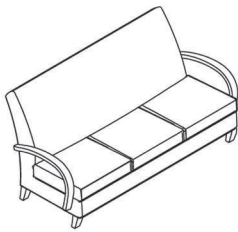
- Grade 4 fabric and above, please call for pricing
- For Customer's Own Material (COM), add the total cost of fabric to Grade 1 Price Group

| Part Number  | Description   | D" x W" x H" | Price   | Grade1 | Grade2 | Grade3 |
|--------------|---------------|--------------|---------|--------|--------|--------|
| SWLC1X3429+K | SAWYER, Chair | 34 x 29 x 38 | \$1,614 | +\$90  | +\$179 | +\$268 |
| SWLC1X3429+M | SAWYER, Chair | 34 x 29 x 38 | \$1,614 | +\$90  | +\$179 | +\$268 |



GSA Approved | 71-206  
COM yardage: 7.5

| Part Number  | Description    | D" x W" x H" | Price   | Grade1 | Grade2 | Grade3 |
|--------------|----------------|--------------|---------|--------|--------|--------|
| SWSE1X3453+K | SAWYER, Settee | 34 x 53 x 38 | \$2,171 | +\$134 | +\$268 | +\$402 |
| SWSE1X3453+M | SAWYER, Settee | 34 x 53 x 38 | \$2,288 | +\$134 | +\$268 | +\$402 |



GSA Approved | 71-206  
COM yardage: 10

| Part Number  | Description  | D" x W" x H" | Price   | Grade1 | Grade2 | Grade3 |
|--------------|--------------|--------------|---------|--------|--------|--------|
| SWSF1X3477+K | SAWYER, Sofa | 34 x 77 x 38 | \$2,942 | +\$179 | +\$358 | +\$536 |
| SWSF1X3477+M | SAWYER, Sofa | 34 x 77 x 38 | \$3,057 | +\$179 | +\$358 | +\$536 |



GSA Approved | 71-206  
COM yardage: 3.5

| Part Number  | Description     | D" x W" x H" | Price | Grade1 | Grade2 | Grade3 |
|--------------|-----------------|--------------|-------|--------|--------|--------|
| SWOT1X2024+K | SAWYER, Ottoman | 20 × 24 × 17 | \$976 | +\$63  | +\$125 | +\$188 |
| SWOT1X2024+M | SAWYER, Ottoman | 20 × 24 × 17 | \$976 | +\$63  | +\$125 | +\$188 |

# chairs

RT London provides a variety of seating choices for dining, studying or gathering.



Student Chair



Tango



Iris



Series 95

## Chairs

From student to dining chairs, RT London provides seating designed and built for long-term performance. There are a variety of styles to fit a broad range of applications, as well as options that allow you to get exactly what you need.



## Features

---

### Student Chair

#### Construction

One piece, 1" hardwood veneer plywood frame with solid hardwood rails. Seat and back connections allow simple field replacement.

#### Seat and back.

Available in wood or upholstered.



#### Styles

Chair is available in a Sled or a 2-Position base. The 2-Position chair is designed to support users safely and comfortably in two positions. The base stabilizes at an upright position and at a leaned back, more relaxed position.

#### Frame.

One piece plywood frame for strength and durability.

### Tango

#### Construction

One piece, 1" hardwood veneer plywood frame with plywood rails. Seat and back connections allow simple field replacement.

#### Seat and back.

Are upholstered.

#### Contoured seat pan.

Provides added comfort.



#### Frame.

One piece plywood frame for strength and durability.

#### Styles

Chair is available in a Sled or a 2-Position base. The 2-Position chair is designed to support users safely and comfortably in two positions. The base stabilizes at an upright position and at a leaned back, more relaxed position.

## Chairs

### Features

---

#### Iris

##### Construction

Maple veneer plywood contoured shell with  $\frac{7}{16}$ " diameter black wire frame.

##### Styles

Available as a stacker and as a bar or counter-height stool. Stools feature a low back design.



##### Handhold.

Makes it simple to move around.

##### Optional seat cushion.

Provides added comfort and color.

##### Stacker.

This version stacks 15-high on optional dolly.

#### Series 95

##### Construction

Glue and dowel assembly

Solid hardwood throughout.

##### Styles

Chair is available with or without arms. Armless stool is available in bar or counter-height.



##### Back.

Crown or flat top profile.

##### Seat.

Available with a wood or upholstered seat.

Statement of Line

---



Student Chair



Tango



Iris



Series 95

## How to Specify

---

|          |                      |                       |            |
|----------|----------------------|-----------------------|------------|
| Example. | 1. Model Number/Size | 2. Species and Finish | 3. Fabric  |
|          | <b>TG2PUD</b>        | <b>YK02</b>           | <b>574</b> |

Step 1. Identify the Part Number from the succeeding product price pages.

Step 2. Select the Species:  
note: Iris is available in Maple only.

**K** Oak  
02 Light  
40 Medium  
88 Latte [available on Student and Tango chairs, only]

**M** Maple  
01 Natural  
30 Cinnamon Noche  
50 Chestnut  
60 Cocoa

Step 3. Choose Seating Fabric, if applicable:  
note: see the Surface Materials section for the complete Seating Upholstery offering.

### CSM Fabrics

Customer Specified Material. Still looking for the perfect fabric? We've made graded-in easy. Simply let your sales representative or Customer Service know what fabric you would like on your furniture and we will grade it in. Pricing will vary depending on the fabric cost. Once fabric is approved, we handle procuring the necessary yardage for your furniture. **CSM Fabrics are applied across the roll, unless otherwise specified.**

### COM Fabrics

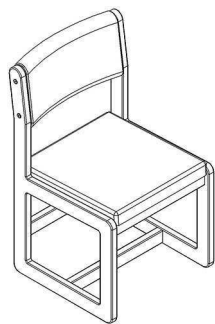
Customer's Own Material. Contact Customer Service to arrange your own fabric on our lounge and seating products. We can provide you with the yardage that is required and you have fabric shipped directly to one of our manufacturing plants. We ask that a sample be sent to us so we can make sure it will work on our lounge or seating products. Once the fabric has been approved, we will notify you that we can proceed with accepting your fabric and producing your order. For COM pricing, use Price Grade 1 upcharge. **COM Fabrics are applied across the roll, unless otherwise specified.**

### CAL 133

California Technical Bulletin 133. CAL133 is a standard for public buildings or public assembly areas that have areas containing 10 or more pieces of seating. Our products can be modified to comply with CAL 133 testing. Please contact Customer Service for pricing and approved CAL133 seating products.



Student chair | Chairs



GSA Approved | 71-205  
COM yardage: 1 yard for chair, 0.65 for seat or back separately.

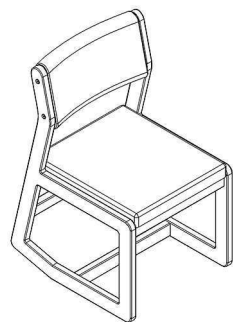
Standard includes Student Chair seating:

- Frame: one-piece veneer plywood with solid wood rails
- Species: **K** Oak or **M** Maple
- Upholstered seat and back, if selected: base grade fabric
- With or without arms
- Metal-to-metal connectors attach back to frame, exposed
- Sled or 2-position base
- Seat height: 18"
- Meets Cal. 117 requirements
- Shipped assembled

Options available:

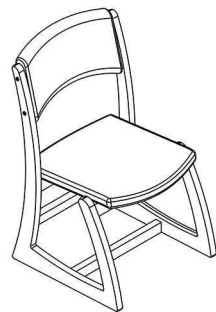
- Price Grade 4 fabric and above, please call for pricing
- For Customer's Own Material (COM), add the total cost of fabric to Grade 1 Price Group

| Part Number | Description                                | D" x W" x H" | Price | Grade1 | Grade2 | Grade3 |
|-------------|--|--------------|-------|--------|--------|--------|
| SCSLUA+Y    | STUDENT CHAIR, Sled, Seat/Back Upholstered | 20 x 18 x 32 | \$400 | +\$18  | +\$36  | +\$54  |
| SCSLWA-Y    | STUDENT CHAIR, Sled, Seat/Back Wood        | 20 x 18 x 32 | \$552 |        |        |        |



GSA Approved | 71-205

| Part Number | Description                                 | D" x W" x H" | Price | Grade1 | Grade2 | Grade3 |
|-------------|---|--------------|-------|--------|--------|--------|
| SC2PUA+Y    | STUDENT CHAIR, 2 Pos, Seat/Back Upholstered | 20 x 18 x 32 | \$416 | +\$18  | +\$36  | +\$54  |
| SC2PWA-Y    | STUDENT CHAIR, 2-Position, Seat/Back Wood   | 20 x 18 x 32 | \$535 |        |        |        |



GSA Approved | 71-205  
COM yardage: 1

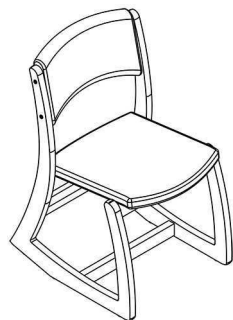
**Standard includes for Tango seating:**

- Frame: one-piece veneer plywood with plywood rails
- Species: **K** Oak or **M** Maple
- Upholstered seat and back: base grade fabric
- Metal-to-metal connectors attach back to frame, exposed
- With or without arms
- Sled or 2-position base
- Seat height: 18"
- Meets Cal. 117 requirements
- Shipped assembled

**Options available:**

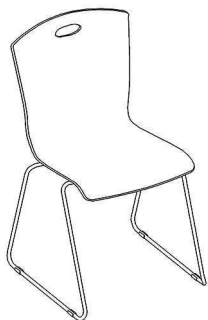
- Price Grade 4 fabric and above, please call for pricing
- For Customer's Own Material (COM), add the total cost of fabric to Grade 1 Price Group

| Part Number | Description                               | D" x W" x H" | Price | Grade1 | Grade2 | Grade3 |
|-------------|---|--------------|-------|--------|--------|--------|
| TGSLUA+Y    | TANGO, Chair, Sled, Seat/Back Upholstered | 20 x 19 x 33 | \$400 | +\$18  | +\$36  | +\$54  |



GSA Approved | 71-205

| Part Number | Description                                | D" x W" x H" | Price | Grade1 | Grade2 | Grade3 |
|-------------|--|--------------|-------|--------|--------|--------|
| TG2PUA+Y    | TANGO, Chair, 2 Pos, Seat/Back Upholstered | 22 x 19 x 33 | \$407 | +\$18  | +\$36  | +\$54  |



GSA Approved | 71-205  
COM yardage: 0.25

**Standard includes for Iris seating:**

- Shell: maple veneer plywood
- Frame: steel wire, black
- Handhold cutout in back
- Upholstered seat cushion, if selected: base grade fabric
- Stacker will stack 15-high on dolly
- Seat height: Chair 19", Counter 24", Bar 30"
- Shipped assembled

**Options available:**

- Price Grade 4 fabric and above, please call for pricing
- For Customer's Own Material (COM), add the total cost of fabric to Grade 1 Price Group

| Part Number | Description                             | D" x W" x H" | Price | Grade1 | Grade2 | Grade3 |
|-------------|---|--------------|-------|--------|--------|--------|
| IRCHUE+M    | IRIS, Chair, Stacking, Upholstered Seat | 20 x 19 x 31 | \$480 | +\$13  | +\$25  | +\$38  |
| IRCHWE-M    | IRIS, Chair, Stacking                   | 20 x 19 x 31 | \$385 |        |        |        |



GSA Approved | 71-205

| Part Number | Description                                   | D" x W" x H" | Price | Grade1 | Grade2 | Grade3 |
|-------------|---|--------------|-------|--------|--------|--------|
| IRCHUF+M    | IRIS, Chair, Counter Height, Upholstered Seat | 20 x 19 x 34 | \$564 | +\$13  | +\$25  | +\$38  |
| IRCHWF-M    | IRIS, Chair, Counter Height                   | 20 x 19 x 34 | \$473 |        |        |        |



GSA Approved | 71-205

| Part Number | Description                               | D" x W" x H" | Price | Grade1 | Grade2 | Grade3 |
|-------------|---|--------------|-------|--------|--------|--------|
| IRCHUG+M    | IRIS, Chair, Bar Height, Upholstered Seat | 20 x 19 x 36 | \$600 | +\$13  | +\$25  | +\$38  |
| IRCHWG-M    | IRIS, Chair, Bar Height                   | 20 x 19 x 36 | \$511 |        |        |        |

GSA Approved | 71-205

**Standard includes:**

- Transport and storage dolly: black paint, only
- Stores 15 Iris stack chairs

| Part Number | Description                                      | D" x W" x H" | Price |
|-------------|--|--------------|-------|
| IRCHDY      | IRIS, Dolly, For Stacking Chairs, Stacks 15 High | 26 x 26 x 8  | \$707 |

## Series 95 | Chairs



GSA Approved | 71-205  
COM yardage: 1

### Standard includes for Series 95:

- Solid hardwood
- Species: **K** Oak or **M** Maple
- Flat or crown top
- With or without arms
- Wood or upholstered seat: base grade fabric
- Seat height: 17" chair, 24" counter, 29" bar
- Meets Cal. 117 requirements
- Shipped assembled

### Options available:

- Price Grade 4 fabric and above, please call for pricing

| Part Number | Description  | D" x W" x H" | Price | Grade1 | Grade2 | Grade3 |
|-------------|--|--------------|-------|--------|--------|--------|
| 95AFM       | SERIES 95, Chair, w/ Flat Top with Arms, Wood Seat                   | 21 x 18 x 35 | \$442 |        |        |        |
| 95AFO       | SERIES 95, Chair, w/ Flat Top with Arms, Wood Seat                   | 21 x 18 x 35 | \$442 |        |        |        |
| 95AFUSM     | SERIES 95, Chair, w/ Flat Top with Arms, Seat Upholstered, Wood Back | 21 x 18 x 35 | \$471 | +\$17  | +\$34  | +\$50  |
| 95AFUSO     | SERIES 95, Chair, w/ Flat Top with Arms, Seat Upholstered, Wood Back | 21 x 18 x 35 | \$471 | +\$17  | +\$34  | +\$50  |
| 95FM        | SERIES 95, Chair, Flat Top   | 20 x 18 x 35 | \$371 |        |        |        |
| 95FO        | SERIES 95, Chair, Flat Top   | 20 x 18 x 35 | \$371 |        |        |        |
| 95FUSM      | SERIES 95, Chair, Upholstered Seat, Wood Back                        | 20 x 18 x 35 | \$440 | +\$17  |        |        |
| 95FUSO      | SERIES 95, Chair, Upholstered Seat, Wood Back                        | 20 x 18 x 35 | \$435 | +\$17  | +\$34  | +\$50  |



GSA Approved | 71-205

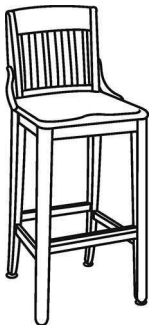
| Part Number | Description   | D" x W" x H" | Price | Grade1 | Grade2 | Grade3 |
|-------------|---|--------------|-------|--------|--------|--------|
| 95ACM       | SERIES 95, Chair, w/ Crown Top with Arms, Wood Seat         | 21 x 18 x 35 | \$442 |        |        |        |
| 95ACO       | SERIES 95, Chair, w/ Crown Top with Arms, Wood Seat         | 21 x 18 x 35 | \$442 |        |        |        |
| 95ACUSM     | SERIES 95, Chair, w/ Crown Top with Arms, Upholstered seat  | 21 x 18 x 35 | \$471 | +\$17  | +\$34  | +\$50  |
| 95ACUSO     | SERIES 95, Chair, w/ Crown Top with Arms, Upholstered seat  | 21 x 18 x 35 | \$471 | +\$17  | +\$34  | +\$50  |
| 95CM        | SERIES 95, Chair, w/ Crown Top, Wood Seat                   | 20 x 18 x 35 | \$371 |        |        |        |
| 95CO        | SERIES 95, Chair, w/ Crown Top, Wood Seat                   | 20 x 18 x 35 | \$371 |        |        |        |
| 95CUSM      | SERIES 95, Chair, w/ Crown Top, Seat Upholstered, Wood Back | 20 x 18 x 35 | \$440 | +\$17  | +\$34  | +\$50  |
| 95CUSO      | SERIES 95, Chair, w/ Crown Top, Seat Upholstered, Wood Back | 20 x 18 x 35 | \$435 | +\$17  | +\$34  | +\$50  |

## Series 95 | Chairs



GSA Approved | 71-205

| Part Number | Description   | D" x W" x H" | Price | Grade1 | Grade2 | Grade3 |
|-------------|---|--------------|-------|--------|--------|--------|
| 95BSM27     | SERIES 95, Chair, w/ Flat Top, Counter Height, Wood Seat        | 20 x 18 x 39 | \$488 |        |        |        |
| 95BSO27     | SERIES 95, Chair, w/ Flat Top, Counter Height, Wood Seat        | 20 x 18 x 39 | \$488 |        |        |        |
| 95BSUSM27   | SERIES 95, Chair, w/ Flat Top, Counter Height, Upholstered seat | 20 x 18 x 39 | \$521 | +\$17  | +\$34  | +\$50  |
| 95BSUSO27   | SERIES 95, Chair, w/ Flat Top, Counter Height, Upholstered seat | 20 x 18 x 39 | \$521 | +\$17  | +\$34  | +\$50  |



GSA Approved | 71-205

| Part Number | Description   | D" x W" x H" | Price | Grade1 | Grade2 | Grade3 |
|-------------|---|--------------|-------|--------|--------|--------|
| 95BSM30     | SERIES 95, Chair, w/ Flat Top, Bar Height, Wood Seat        | 20 x 18 x 43 | \$504 |        |        |        |
| 95BSO30     | SERIES 95, Chair, w/ Flat Top, Bar Height, Wood Seat        | 20 x 18 x 43 | \$504 |        |        |        |
| 95BSUSM030  | SERIES 95, Chair, w/ Flat Top, Bar Height, Upholstered seat | 20 x 18 x 43 | \$530 | +\$17  | +\$34  | +\$50  |
| 95BSUSO30   | SERIES 95, Chair, w/ Flat Top, Bar Height, Upholstered seat | 20 x 18 x 43 | \$530 | +\$17  | +\$34  | +\$50  |

# tables

Tables for working or dining, meeting or lounging.  
For whatever's going on, there's a table here that's just right.



## Tables

High quality study tables, dining tables, meeting tables and occasional tables all smartly designed to coordinate with our seating and upholstered lounge offerings. Designing a perfectly pulled together space is easy and the durable construction ensures long-lasting performance.



### Multi-use Table Features

#### 4 Posted

##### Construction

Glue and dowel assembly

Solid wood legs and frame.  
1 1/8" laminate work surface with matching PVC edge band.



##### Shapes

Square (36", 42") and  
Rectangular (36"d x 48",  
60") tops.

#### Sherwood

##### Construction

Table base supports are 1 1/2" hardwood veneer plywood with interlocking joinery secured with adhesive and screws. All 1 1/2" plywood edges are exposed and finished. Feet have solid wood caps. Sub-top is 3/4" thick hardwood veneer plywood with interlock joinery to base components. 1 1/8" laminate worksurface has several edge finish choices.

##### Design

Solid and strong. 1 1/2" thick hardwood veneer plywood with unique interlocking construction and sub-top makes Sherwood one of the most durable tables around.



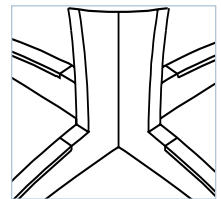
##### Shapes and sizes

Several shapes and sizes available. See the product pricing pages for details.

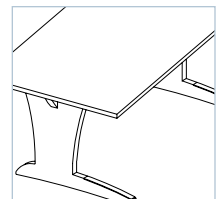
##### Sub-top.

Sub-top adds durability and stability to the table.

#### Base Style Choices



X-Base

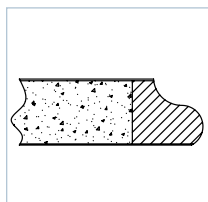


Trestle Base

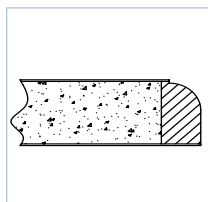
## Multi-use Table Features

### Sherwood

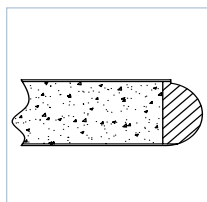
#### Table Edge Options



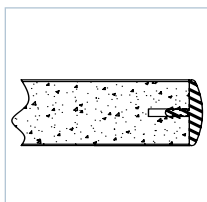
**A** Compound, wood



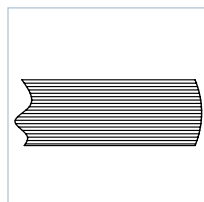
**B** Waterfall, wood



**C** Half Round, wood



**D** T-Mold, vinyl



**F** Self, exposed multi-core plywood

#### Default Vinyl T-Mold Finish Matrix

| Oak        |           | Maple          |            |
|------------|-----------|----------------|------------|
| Laminate   | T-Mold    | Laminate       | T-Mold     |
| Light      | Jet Black | Natural Maple  | Warm White |
| Medium Oak | Jet Black | Cocoa          | Brown      |
|            |           | Cinnamon Noche | Jet Black  |
|            |           | Chestnut       | Brown      |

## Occasional Table Features

|                          | Construction  | Material  | Styles                | Other  |
|--------------------------|---|---|-----------------------|--|
| <b>Arts &amp; Crafts</b> | Glue and dowel  | Solid wood frame with laminate top and matching solid wood edges.           | Coffee and end tables | Rectangle, square, and round shapes                        |
| <b>Bluto</b>             | Glue and dowel  | Hardwood veneer plywood frame with laminate top and plywood edges.          | Coffee and end tables | Rectangle, square, and round shapes                        |
| <b>Cascade</b>           | Glue and dowel  | Solid wood frame with laminate top and matching solid wood edges.           | Coffee and end tables | Rectangle, square, and round shapes                        |
| <b>Hugo</b>              | Glue and dowel with hidden metal-to-metal connections | Metal legs with hardwood veneer plywood case and matching PVC edge band.    | Coffee and end tables | Storage credenza   |
| <b>Lucy</b>              | Glue and dowel  | Hardwood veneer plywood frame with laminate top and matching PVC edge band. | Coffee and end tables | Wood or metal legs   |
| <b>Ross</b>              | Metal corner stretcher and screws                     | Solid wood frame with laminate top and matching PVC edge band.              | Coffee and end tables | Rectangle and square shapes                                |
| <b>Shaker</b>            | Glue and dowel with hidden metal-to-metal connections | Solid wood frame with laminate top and matching PVC edge band.              | Coffee and end tables | Square and round shapes. Optional drawers in Coffee table. |



## Tables

### Statement of Line

---



4-Posted



Sherwood



Arts & Crafts



Bluto



Cascade



Hugo



Lucy



Ross



Shaker

### How to Specify

---

Example. 1. Model Number/Size 2. Species and Finish

**BLTBCX2244**

**K02**

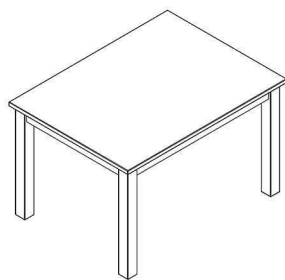
Step 1. Identify the Part Number from the succeeding product price pages.

Step 2. Select the Species and Finish:

**K** Oak  
02 Light  
40 Medium

**M** Maple  
01 Natural  
30 Cinnamon Noche  
50 Chestnut  
60 Cocoa

4-Posted | Tables



GSA Approved | 71-204

Standard includes for 4-Posted Table Series:

- Post legs and frame: solid wood
- Top: laminate with matching PVC edge band
- Species: **K** Oak or **M** Maple
- Shipped assembled

| Part Number  | Description                           | D" x W" x H" | Price   |
|--------------|---------------------------------------|--------------|---------|
| FOTB1X3636-K | FOUR POSTED, Table, 36 Square         | 36 x 36 x 30 | \$1,047 |
| FOTB1X3636-M | FOUR POSTED, Table, 36 Square         | 36 x 36 x 30 | \$1,090 |
| FOTB1X3648-K | FOUR POSTED, Table, 36 x 48 Rectangle | 36 x 48 x 30 | \$1,307 |
| FOTB1X3648-M | FOUR POSTED, Table, 36 x 48 Rectangle | 36 x 48 x 30 | \$1,359 |
| FOTB1X3660-K | FOUR POSTED, Table, 36 x 60 Rectangle | 36 x 60 x 30 | \$1,521 |
| FOTB1X3660-M | FOUR POSTED, Table, 36 x 60 Rectangle | 36 x 60 x 30 | \$1,535 |
| FOTB1X4242-K | FOUR POSTED, Table, 42 Square         | 42 x 42 x 30 | \$1,300 |
| FOTB1X4242-M | FOUR POSTED, Table, 42 Square         | 42 x 42 x 30 | \$1,300 |



GSA Approved | 71-204

**Standard includes for Sherwood Table Series:**

- Base: veneer plywood
- Laminate top with vinyl T-mold edge profile: D edge. See Understanding Pages for default color matrix.
- Species: **K** Oak or **M** Maple
- Shipped assembled

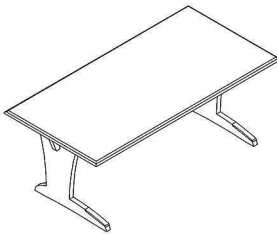
**Edge options available:**

- Edge: self T-edge: F edge
- Edge: wood edge profiles A, B, and C
- See Understanding pages for complete list of edge profile options

**Options available on Trestle Base tables:**

- Grommet, add "GM" to part number, **+\$25 List**
- Power/ Data Port, add "PD" to part number. Please call for pricing.

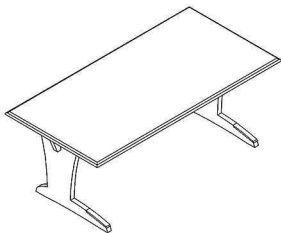
| Part Number  | Description                          | D" x W" x H" | Price   | EdgeD | EdgeF  | EdgeABC |
|--------------|--------------------------------------|--------------|---------|-------|--------|---------|
| SHTBXD3636-Y | SHERWOOD, Table, 36 Square W/ X-Base | 36 x 36 x 29 | \$1,066 |       | +\$143 | +\$288  |
| SHTBXD36RD-Y | SHERWOOD, Table, 36 Round, W/ X-Base | 36 x 36 x 29 | \$1,066 |       | +\$143 | +\$288  |
| SHTBXD4242-Y | SHERWOOD, Table, 42 Square W/ X-Base | 42 x 42 x 29 | \$1,328 |       | +\$145 | +\$290  |
| SHTBXD42RD-Y | SHERWOOD, Table, 42 Round, W/ X-Base | 42 x 42 x 29 | \$1,211 |       | +\$145 | +\$288  |
| SHTBXD48RD-Y | SHERWOOD, Table, 48 Round, W/ X-Base | 48 x 48 x 29 | \$1,392 |       | +\$145 | +\$290  |



GSA Approved | 71-204

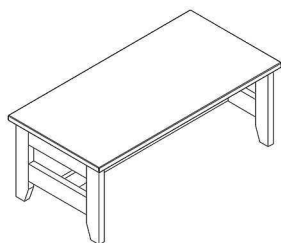
*Tip: Offset Trestle Base is a study table with seating only on one side. Trestle Base has seating on both sides.*

| Part Number  | Description                           | D" x W" x H" | Price   | Grommet | EdgeD | EdgeF  | EdgeABC |
|--------------|---------------------------------------|--------------|---------|---------|-------|--------|---------|
| SHTBTD4260-Y | SHERWOOD, Table, 42 x 60 Trestle Base | 42 x 60 x 29 | \$1,342 | +\$25   |       | +\$145 | +\$290  |
| SHTBTD4272-Y | SHERWOOD, Table, 42 x 72 Trestle Base | 42 x 72 x 29 | \$1,438 | +\$25   |       | +\$173 | +\$345  |
| SHTBTD4296-Y | SHERWOOD, Table, 42 x 96 Trestle Base | 42 x 96 x 29 | \$1,876 | +\$25   |       | +\$173 | +\$435  |



GSA Approved | 71-204  
Tip: Offset Trestle Base is a study table with seating only on one side. Trestle Base has seating on both sides.

| Part Number  | Description                                     | D" x W" x H" | Price   | Grommet | EdgeD | EdgeF  | EdgeABC |
|--------------|---|--------------|---------|---------|-------|--------|---------|
| SHTBTD3048-Y | SHERWOOD, Table, 30 x 48<br>Offset Trestle Base | 30 x 48 x 29 | \$1,119 | +\$25   |       | +\$115 | +\$230  |
| SHTBTD3060-Y | SHERWOOD, Table, 30 x 60<br>Offset Trestle Base | 30 x 60 x 29 | \$1,180 | +\$25   |       | +\$115 | +\$233  |
| SHTBTD3072-Y | SHERWOOD, Table, 30 x 72<br>Offset Trestle Base | 30 x 72 x 29 | \$1,245 | +\$25   |       | +\$145 | +\$290  |
| SHTBTD3660-Y | SHERWOOD, Table, 36 x 60<br>Offset Trestle Base | 36 x 60 x 29 | \$1,211 | +\$25   |       | +\$145 | +\$290  |
| SHTBTD3672-Y | SHERWOOD, Table, 36 x 72<br>Offset Trestle Base | 36 x 72 x 29 | \$1,342 | +\$25   |       | +\$173 | +\$348  |

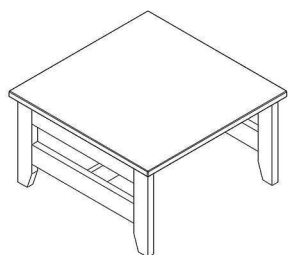


GSA Approved | 71-204

## Standard includes for Arts & Crafts Tables Series:

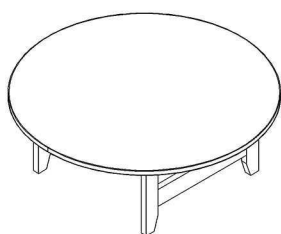
- Frame: solid wood
- Top: laminate with PVC or solid wood edges
- Species: **K** Oak or **M** Maple
- Shipped assembled

| Part Number  | Description                              | D" x W" x H" | Price |
|--------------|--|--------------|-------|
| ACTBCW2244-K | ARTS AND CRAFTS, Coffee Table, Wood Edge | 22 x 44 x 17 | \$935 |
| ACTBCW2244-M | ARTS AND CRAFTS, Coffee Table, Wood Edge | 22 x 44 x 17 | \$959 |
| ACTBCX2244-K | ARTS AND CRAFTS, Coffee Table, PVC Edge  | 22 x 44 x 17 | \$828 |
| ACTBCX2244-M | ARTS AND CRAFTS, Coffee Table, PVC Edge  | 22 x 44 x 17 | \$850 |



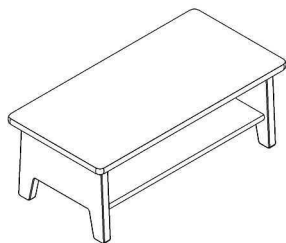
GSA Approved | 71-204

| Part Number  | Description                           | D" x W" x H" | Price |
|--------------|---------------------------------------|--------------|-------|
| ACTBEW3030-K | ARTS AND CRAFTS, End Table, Wood Edge | 30 x 30 x 17 | \$864 |
| ACTBEW3030-M | ARTS AND CRAFTS, End Table, Wood Edge | 30 x 30 x 17 | \$876 |
| ACTBEX3030-K | ARTS AND CRAFTS, End Table, PVC Edge  | 30 x 30 x 17 | \$757 |
| ACTBEX3030-M | ARTS AND CRAFTS, End Table, PVC Edge  | 30 x 30 x 17 | \$766 |



GSA Approved | 71-204

| Part Number  | Description   | D" x W" x H" | Price   |
|--------------|---|--------------|---------|
| ACTBOC48RD-K | ARTS AND CRAFTS, Occasional Table, 48 Round, PVC Edge | 48 x 48 x 17 | \$1,009 |
| ACTBOC48RD-M | ARTS AND CRAFTS, Occasional Table, 48 Round, PVC Edge | 48 x 48 x 17 | \$1,035 |
| ACTBOW48RD-K | ARTS AND CRAFTS, Occasional Table, Wood Edge          | 48 x 48 x 17 | \$1,119 |
| ACTBOW48RD-M | ARTS AND CRAFTS, Occasional Table, Wood Edge          | 48 x 48 x 17 | \$1,145 |

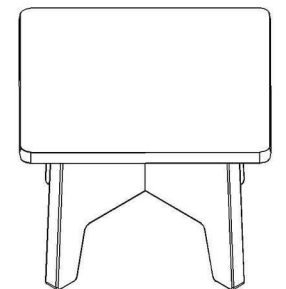


GSA Approved | 71-204

Standard includes for Bluto Table Series:

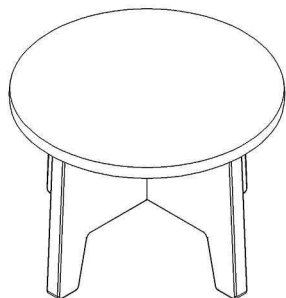
- Frame: veneer plywood
- Top: laminate with plywood edge
- Species: **K** Oak or **M** Maple
- Shipped assembled

| Part Number  | Description         | D" x W" x H" | Price |
|--------------|---------------------|--------------|-------|
| BLTBCX2244-K | BLUTO, Coffee Table | 22 x 44 x 16 | \$783 |
| BLTBCX2244-M | BLUTO, Coffee Table | 22 x 44 x 16 | \$800 |



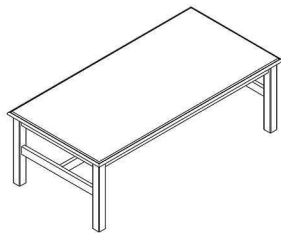
GSA Approved | 71-204

| Part Number  | Description      | D" x W" x H" | Price |
|--------------|------------------|--------------|-------|
| BLTBEX2222-K | BLUTO, End Table | 22 x 22 x 16 | \$585 |
| BLTBEX2222-M | BLUTO, End Table | 22 x 22 x 16 | \$597 |



GSA Approved | 71-204

| Part Number  | Description            | D" x W" x H" | Price |
|--------------|------------------------|--------------|-------|
| BLTBER2424-K | BLUTO, Round End Table | 24 x 24 x 16 | \$628 |
| BLTBER2424-M | BLUTO, Round End Table | 24 x 24 x 16 | \$640 |

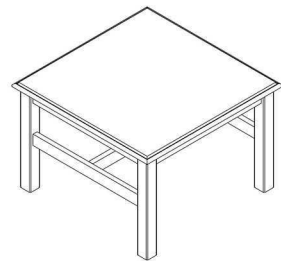


GSA Approved | 71-204

**Standard includes for Cascade Table Series:**

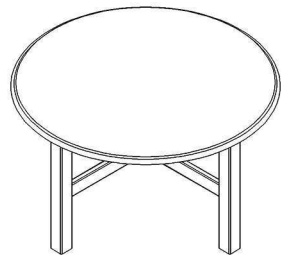
- Solid wood frame
- Top: laminate with solid wood nosing
- Species: **K** Oak or **M** Maple
- Shipped assembled

| Part Number  | Description           | D" x W" x H" | Price |
|--------------|-----------------------|--------------|-------|
| CSTBCX2448-K | CASCADE, Coffee Table | 24 x 48 x 16 | \$721 |
| CSTBCX2448-M | CASCADE, Coffee Table | 24 x 48 x 16 | \$721 |



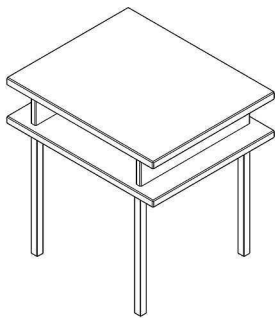
GSA Approved | 71-204

| Part Number  | Description        | D" x W" x H" | Price |
|--------------|--------------------|--------------|-------|
| CSTBEX2121-K | CASCADE, End Table | 21 x 21 x 22 | \$580 |
| CSTBEX2121-M | CASCADE, End Table | 21 x 21 x 22 | \$580 |
| CSTBEX2424-K | CASCADE, End Table | 24 x 24 x 16 | \$616 |
| CSTBEX2424-M | CASCADE, End Table | 24 x 24 x 16 | \$621 |



GSA Approved | 71-204

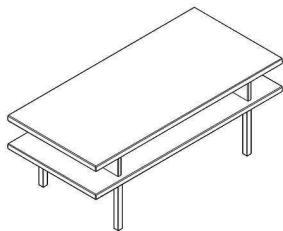
| Part Number  | Description                         | D" x W" x H" | Price |
|--------------|-------------------------------------|--------------|-------|
| CSTBOX30RD-K | CASCADE, Occasional Table, 30 Round | 30 x 30 x 16 | \$757 |
| CSTBOX30RD-M | CASCADE, Occasional Table, 30 Round | 30 x 30 x 16 | \$807 |
| CSTBOX36RD-K | CASCADE, Occasional Table, 36 Round | 36 x 36 x 16 | \$897 |
| CSTBOX36RD-M | CASCADE, Occasional Table, 36 Round | 36 x 36 x 16 | \$964 |



GSA Approved | 71-204

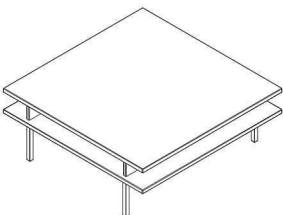
- Standard includes for Hugo Table Series:**
- Hardwood veneer plywood with matching PVC edge band
  - Steel legs: silver powder coat
  - Shipped assembled

| Part Number  | Description     | D" x W" x H" | Price |
|--------------|-----------------|--------------|-------|
| HUTBEX2024-K | HUGO, End Table | 20 x 24 x 24 | \$678 |
| HUTBEX2024-M | HUGO, End Table | 20 x 24 x 24 | \$678 |



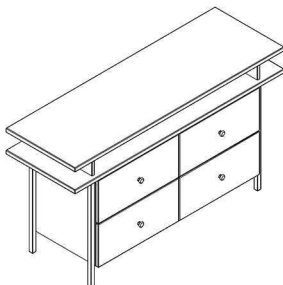
GSA Approved | 71-204

| Part Number  | Description                   | D" x W" x H" | Price |
|--------------|-------------------------------|--------------|-------|
| HUTBCX2042-K | HUGO, Coffee Table, Rectangle | 20 x 42 x 16 | \$778 |
| HUTBCX2042-M | HUGO, Coffee Table, Rectangle | 20 x 42 x 16 | \$778 |



GSA Approved | 71-204

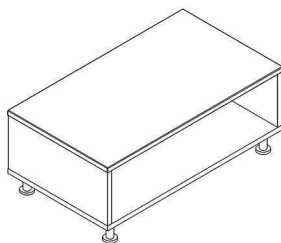
| Part Number  | Description                | D" x W" x H" | Price |
|--------------|----------------------------|--------------|-------|
| HUTBCX4242-K | HUGO, Coffee Table, Square | 42 x 42 x 16 | \$880 |
| HUTBCX4242-M | HUGO, Coffee Table, Square | 42 x 42 x 16 | \$880 |



GSA Approved | 71-204

| Part Number  | Description        | D" x W" x H" | Price   |
|--------------|--------------------|--------------|---------|
| HUTBSU2060-K | HUGO, Storage Unit | 20 x 60 x 33 | \$1,566 |
| HUTBSU2060-M | HUGO, Storage Unit | 20 x 60 x 33 | \$1,628 |

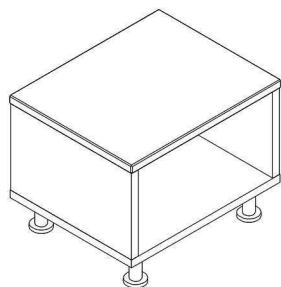




GSA Approved | 71-204

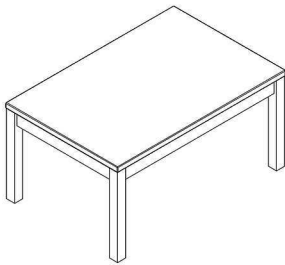
- Standard includes for Lucy Table Series:**
- Sides and bottom: hardwood veneer with PVC edge band
  - Top: laminate with matching PVC edge band
  - Species: **K** Oak or **M** Maple
  - Wood or silver metal legs
  - Shipped assembled

| Part Number | Description        | D" x W" x H" | Price |
|-------------|--------------------|--------------|-------|
| LUTBC4224-K | LUCY, Coffee Table | 24 x 42 x 16 | \$690 |
| LUTBC4224-M | LUCY, Coffee Table | 24 x 42 x 16 | \$690 |



GSA Approved | 71-204

| Part Number | Description     | D" x W" x H" | Price |
|-------------|-----------------|--------------|-------|
| LUTBE1822-K | LUCY, End Table | 18 x 22 x 16 | \$583 |
| LUTBE1822-M | LUCY, End Table | 18 x 22 x 16 | \$583 |

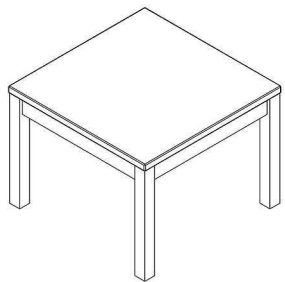


GSA Approved | 71-204

Standard includes for Ross Table Series:

- Post legs and frame: solid wood
- Top: laminate with matching PVC edge band
- Species: **K** Oak or **M** Maple
- Shipped assembled

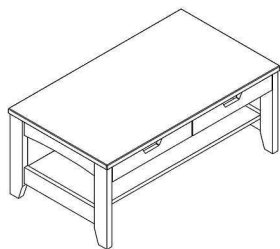
| Part Number  | Description        | D" x W" x H" | Price |
|--------------|--------------------|--------------|-------|
| ROTBXC2448-K | ROSS, Coffee Table | 24 x 48 x 18 | \$616 |
| ROTBXC2448-M | ROSS, Coffee Table | 24 x 48 x 18 | \$616 |
| ROTBEX2436-K | ROSS, Coffee Table | 24 x 36 x 18 | \$550 |
| ROTBEX2436-M | ROSS, Coffee Table | 24 x 36 x 18 | \$550 |



GSA Approved | 71-204

| Part Number  | Description     | D" x W" x H" | Price |
|--------------|-----------------|--------------|-------|
| ROTBEX2424-K | ROSS, End Table | 24 x 24 x 18 | \$511 |
| ROTBEX2424-M | ROSS, End Table | 24 x 24 x 18 | \$511 |
| ROTBEX3030-K | ROSS, End Table | 30 x 30 x 18 | \$576 |
| ROTBEX3030-M | ROSS, End Table | 30 x 30 x 18 | \$588 |

Shaker (RH60) | Tables

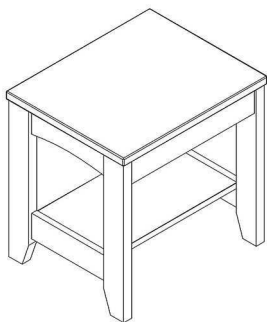


GSA Approved | 71-204

Standard includes for Shaker Table Series:

- Frame: solid wood
- Top: laminate with matching PVC edge band
- Table shelf: veneer plywood with matching PVC edge band
- Species: **K** Oak or **M** Maple
- Shipped assembled

| Part Number  | Description                 | D" x W" x H" | Price   |
|--------------|-----------------------------|--------------|---------|
| 60TBCX2242-K | SHAKER (RH60), Coffee Table | 22 x 42 x 17 | \$1,028 |
| 60TBCX2242-M | SHAKER (RH60), Coffee Table | 22 x 42 x 17 | \$1,028 |



GSA Approved | 71-204

| Part Number  | Description              | D" x W" x H" | Price |
|--------------|--------------------------|--------------|-------|
| 60TBEX1822-K | SHAKER (RH60), End Table | 18 x 22 x 17 | \$783 |
| 60TBEX1822-M | SHAKER (RH60), End Table | 18 x 22 x 17 | \$783 |
| 60TBEX2430-K | SHAKER (RH60), End Table | 24 x 30 x 17 | \$904 |
| 60TBEX2430-M | SHAKER (RH60), End Table | 24 x 30 x 17 | \$904 |
| 60TBEX3030-K | SHAKER (RH60), End Table | 30 x 30 x 17 | \$942 |
| 60TBEX3030-M | SHAKER (RH60), End Table | 30 x 30 x 17 | \$942 |

# surface materials

Choices and more choices. We offer an expansive selection of surface materials with choices that fit just about any style.

## Wood Finishes

---

Every RT London standard finish has a matching laminate. Custom finishes are also available.

### Maple Finishes (M)

- 01** Natural on Maple
- 30** Cinnamon Noche on Maple
- 50** Chestnut on Maple
- 60** Cocoa on Maple

### Oak Finishes (K)

- 02** Light on Oak
- 40** Medium on Oak

### Veneer on Engineered Core Finishes (V)

- K02** Light on Oak
- K40** Medium on Oak
- M01** Natural on Maple
- M30** Cinnamon Noche on Maple
- M50** Chestnut on Maple
- M60** Cocoa on Maple

### Veneer on Plywood Finishes (Y)

- K02** Light on Oak
- K40** Medium on Oak
- M01** Natural on Maple
- M30** Cinnamon Noche on Maple
- M50** Chestnut on Maple
- M60** Cocoa on Maple

### Wood Finishes (W)

- 60** Cocoa on Maple

## Laminate Finishes

---

Available on Essix and Solo

- A4** Natural Maple
- A6** Cinnamon Noche Maple
- A7** Medium Oak
- A8** Cocoa Maple
- B3** Latte
- B8** Chestnut

## Custom Furniture - Simplified

---

If our standard surface materials don't offer what you are looking for, we've made it easy to customize a solution

### **CSM Fabrics**

Customer Specified Material. Still looking for the perfect fabric? We've made graded in easy. Simply let your sales representative or Customer Service know what fabric you would like on your furniture and we will grade it in. Pricing will vary depending on the fabric cost. Once fabric is approved, we handle procuring the necessary yardage for your furniture. CSM fabrics are applied across the roll, unless otherwise specified.

### **COM Fabrics**

Customer's Own Material. Contact Customer Service to arrange your own fabric on our lounge and seating products. We can provide you with the yardage that is required and you have fabric shipped directly to one of our manufacturing plants. We ask that a sample be sent to us so we can make sure it will work on our lounge or seating products. Once the fabric has been approved, we will notify you that we can proceed with accepting your fabric and producing your order. For COM pricing, use the Price Grade 1 upgrade. COM fabrics are applied across the roll, unless otherwise specified.

### **CAL 133**

California Technical Bulletin 133. CAL133 is a standard for public buildings or public assembly areas that have areas containing 10 or more pieces of seating. Most of our products can be modified to comply with CAL 133 requirements. Contact Customer Service for pricing and approved CAL133 products.

### **Custom Finishes**

Our standard wood and laminate finishes offer a wide variety, however we offer custom finishes to meet the design needs of our customers. Contact Customer Service to discuss our custom finish capabilities.

### **Additional information regarding CSM & COM Fabrics**

Fabrics are applied across the roll [warp horizontal or railroaded are other commonly used terms] unless otherwise specified. Upholstering furniture across the roll allows no seams on sofa backs, settee backs and other larger pieces. Fabric direction varies on samples from textile companies. We encourage you to contact the textile manufacturer for clarification to ensure your furniture gets upholstered how you intended.

Please note, additional yardage may be required based on fabric repeat, pattern, width of role and upholstery direction. Once fabric is selected, Customer Service can determine if additional yardage will be required.

## Seating Upholstery

| Pattern       | Card                  | Fabric Partner | Price Grade | Abrasion  | Reduced Environmental Impact |
|---------------|-----------------------|----------------|-------------|-----------|------------------------------|
| Basis         | Isla                  | Momentum       | BASE        | 60,000    | X                            |
| Benday        | Essentials Collection | Culp           | BASE        | 30,000    |                              |
| Core          | Knack 2011            | Momentum       | BASE        | 45,000    | X                            |
| Dillon        | Dillon                | Culp           | BASE        | 200,000   | X                            |
| Expo          | Isla                  | Momentum       | BASE        | 102,000   | X                            |
| Fine Tune     | Essentials Collection | Culp           | BASE        | 40,000    |                              |
| Fuse          | Isla                  | Momentum       | BASE        | 100,000   | X                            |
| High Cotton   | Essentials Collection | Culp           | BASE        | 100,000   |                              |
| Sherpa        | Sherpa/ Shire         | Absecon        | BASE        | 250,000   | X                            |
| Shire         | Sherpa/ Shire         | Absecon        | BASE        | 250,000   | X                            |
| Winslow       | Essentials Collection | Culp           | BASE        | 40,000    |                              |
| Axis          | Isla                  | Momentum       | 1           | 90,000    | X                            |
| Context       | Knack 2011            | Momentum       | 1           | 100,000   | X                            |
| Hue           | Isla                  | Momentum       | 1           | 1,000,000 | X                            |
| Knack         | Knack 2011            | Momentum       | 1           | 51,000    | X                            |
| Moda          | Knack 2011            | Momentum       | 1           | 102,000   | X                            |
| Ratio         | Knack 2011            | Momentum       | 1           | 100,000   | X                            |
| Tangent       | Knack 2011            | Momentum       | 1           | 100,000   | X                            |
| Vox           | Knack 2011            | Momentum       | 1           | 150,000   | X                            |
| Balance       | Vibrant Vinyl         | Burch          | 2           | 100,000   |                              |
| Impact        | Knack 2011            | Momentum       | 2           | 114,000   | X                            |
| Level         | Vibrant Vinyl         | Burch          | 2           | 100,000   |                              |
| Refresh       | Vibrant Vinyl         | Burch          | 2           | 100,000   |                              |
| Unwind        | Vibrant Vinyl         | Burch          | 2           | 100,000   |                              |
| Venue         | Knack 2011            | Momentum       | 2           | 120,000   | X                            |
| Arc           | EcoPerformance        | CF Stinson     | 3           | 51,000    | X                            |
| Bella         | Radiance Collection   | Burch          | 3           | 50,000    | X                            |
| Bianca        | Radiance Collection   | Burch          | 3           | 100,000   | X                            |
| Bijou         | Radiance Collection   | Burch          | 3           | 100,000   | X                            |
| Boom          | Knack 2011            | Momentum       | 3           | 150,000   | X                            |
| Compass       | EcoPerformance        | CF Stinson     | 3           | 100,000   | X                            |
| Flux          | Radiance Collection   | Burch          | 3           | 100,000   | X                            |
| Freehand      | EcoPerformance        | CF Stinson     | 3           | 59,000    | X                            |
| Modulation    | EcoPerformance        | CF Stinson     | 3           | 100,000   | X                            |
| Redux         | Isla                  | Momentum       | 3           | 138,000   | X                            |
| Savant        | Knack 2011            | Momentum       | 3           | 102,000   | X                            |
| Scribe        | Isla                  | Momentum       | 3           | 210,000   | X                            |
| Slide Rule    | EcoPerformance        | CF Stinson     | 3           | 50,000    | X                            |
| Tracing       | EcoPerformance        | CF Stinson     | 3           | 57,000    | X                            |
| Element       | Isla                  | Momentum       | 4           | 100,000   | X                            |
| EnviroLeather | EnviroLeather         | LDI            | 4           | 200,000   | X                            |
| Isla          | Isla                  | Momentum       | 4           | 50,000    | X                            |
| Brisa         | Brisa                 | Ultra Fabrics  | 5           | 200,000   | X                            |