



Quality products. Dedicated service.

Note: All prices are shown as LIST price, for NET pricing please contact your sales representative [HERE](#).

table of contents

Terms and Conditions

3 GSA Contract

Fabric Price Group 4 and above

We offer Fabric choices up to Grade 20. To calculate the fabric upcharge, simply take the fabric upcharge listed in the Grade 1 column and multiply it by the specified grade of fabric. Then, take this total and add it to the base price of the lounge/chair.

$$[\text{Grade 1 Fabric upcharge} \times \text{Fabric Price Group}] + \text{Base price of product} = \text{Total LIST price}$$

Additional sizes available

Overall product length, width and height dimensions may be changed on most product lines plus or minus 3 inches. These changes would be made on our standard contract pricing of the nearest standard prices item.

Design-it-yourself

9 Amanda

10 Leigh

10 Mojo II

Wood Seating

14 Chloe

15 Wood Melissa

Steel Seating

27 Artisan II

27 Jill

29 Melissa Anne

31 Mama Melissa

33 Atoll

33 Mia

Aluminum Seating

37 Atlantis

37 Siren

38 Atoll

Tables

45 Kalypso

50 Orbit

53 Spartan

57 Zeus

60 Apollo

64 Jerome

68 Rambo

72 Somerset

75 Torch

76 Walloon

Surface Materials

78 Surface Materials: Wood finishes & Laminate finishes

79 Fabric & Custom finish options

Renderings are for reference purposes only. Actual product features may differ from rendering. Contact RT London or your sales representative for enhanced images of products.

Prices are stated in LIST terms. Freight is not included. Contact RT London or your sales representative for volume discount and freight information.

Federal Supply Service
 Authorized Federal Supply Schedule/ Price List
 FSC 71

Furniture
FSS Contract Number: GS-27F-0016P
Contract Period through January 25, 2019

Online access to Contract ordering information, terms and conditions, up-to-date pricing, and the option to create an electronic delivery order are available through GSA Advantage!, a menu-driven database system. Visit GSAAdvantage.gov.

Contractor/	RT London	
Ordering	1642 Broadway Ave NW	Tax ID: 38 28 70 949
Address:	Grand Rapids, MI 49504	Size of Business: Small
	616.364.4800 phone	Cage Code: 3NQG4
	616.364.1131 fax	DUNS Number: 623 167 301
	877.613.2012 toll-free	<i>US Navy BPA: N00189-11-A-0083</i>

- 1a** Table of Awarded Special Item Numbers (SIN):
 Case Goods & Tables: 71-204
 Chairs & Seating: 71-205
 Upholstered Furniture: 71-206
 Window Treatments & Bedspreads: 722-02, 722-03
 Recliners: 711-16 & 18
 Wall Art: 722-11
 Lighting: 722-01
 Carpet: 31-301
 Mattresses: NIB
 Design: Gratis, Upon Request
 Installation: 71-295, 722-08
 Project Management: Upon Request
- 1b** Lowest Priced Model: Lamp \$49.95
- 1c** Hourly Rates: N/A
- 2** Maximum Order Limitations: No Limit
- 3** Minimum Order: \$500
- 4** Geographic Coverage: Worldwide
- 5** Points of Production: Grand Rapids, MI and/or Lacey, WA
- 6** Discount: GSA 58% off list
- 7** Quantity Discounts:
 SIN 71-204, 71-205, 71-206

\$25,000-\$100,000	3.0%
\$100,001-\$300,000	4.0%
\$300,001+	5.0%
- 8** Prompt Payment Terms: Net 30 days
- 9a** Minimum Government Order: \$500
- 9b** Government Credit Card IS ACCEPTED
- 10** Foreign-Made Items: None
- 11a** Delivery Time: 90 days ARO
- 11b** Expedited Delivery: Items available for expedited delivery are listed in the Quick Ship area of our website
- 12** F.O.B. Origin: Point of Production

- 13a** Ordering Address: RT London (see above)
- 13b** Ordering Procedures: For supplies and services, the ordering procedures, information on Blanket Purchase Agreements (BPA's), and a sample BPA, can be found at GSA/FSS Schedule home page (fss.gsa.gov/schedules)
- 14** Payment Address: RT London (see above)
- 15** Warranty: RT London Generous Warranty Statement Attached, Package Room Items per Manufacturer's Warranty
- 16** Export Packing Charges: Upon Request
- 17** Terms and Conditions of Government Credit Card Acceptance: At GSA prices
- 18** Rental: N/A
- 19** Terms and Conditions of Installation: Per Project
- 20a** Repair Parts: Upon Request
- 20b** Terms and Conditions For Any Other Service: Installation, Delivery, and Design services available Upon Request
- 21** Distribution Points: Grand Rapids, MI and/or Lacey, WA
- 22** Dealers: Contact RT London
- 23** Preventative Maintenance: Upon Request
- 24a** All Furniture Complies with Government Standards
- 24b** Section 508 Compliance Available
- 25** Data Universal Number System (DUNS) number:
 623 167 301
- 26** CCR Registered

The Following Services are Provided:

Administrative/ Project Coordination Fee:

On a project-by-project basis

On-site supervision for set-up and assembly	
\$250,000	3.0%
\$250,001-\$500,000	2.5%
\$500,001-\$1,000,000	2.25%
\$1,000,001-\$3,000,000	2.0%
\$3,000,001-\$5,000,000	1.75%



Federal Supply Service
Authorized Federal Supply Schedule/ Price List
FSC 71

Furniture

FSS Contract Number: GS-27F-0016P

Contract Period through January 25, 2019

Online access to Contract ordering information, terms and conditions, up-to-date pricing, and the option to create an electronic delivery order are available through GSA Advantage!, a menu-driven database system. Visit GSAAdvantage.gov.

Contractor/	RT London	
Ordering	1642 Broadway Ave NW	Tax ID: 38 28 70 949
Address:	Grand Rapids, MI 49504	Size of Business: Small
	616.364.4800 phone	Cage Code: 3NQG4
	616.364.1131 fax	DUNS Number: 623 167 301
	877.613.2012 toll-free	US Navy BPA: N00189-11-A-0083

General Information

Specifications: A comprehensive specification is available for every item in the price list. For details please ask your authorized marketing agent or call RT London for your copy. All items are made in accordance to industry standards and have met all testing standards required.

Installation

As quoted by RT London.

Order Information

RT London requires all orders in writing to avoid error and/or duplication. Orders must be complete in their description as to finish, color, dimensions and model number where so required.

Cancellations

Orders that have been entered and in the manufacturing process are subject to cancellation charges. No order may be cancelled without the written consent of RT London.

Change to Orders

All changes to orders already acknowledged must be in writing and are subject to the approval of RT London. Changes may result in a change in price and/or a change in shipping dates. In either case a MOD may be requested.

Shipment

Unless the customer specifies specific shipping details, RT London will use the best method of shipping, including routing and carrier.

Damage Claims

RT London does not ship damaged or defective furniture. Shipments are f.o.b. plant and belong to the user upon leaving the RT London plant. Make certain to check all furniture upon arrival. If there is any damage, record those on the Bill of Lading. **DO NOT REFUSE FURNITURE DAMAGED IN TRANSIT.** Note the damages to RT London. If you note that the shipment is clear you have relieved the carrier of his responsibility, therefore check all furniture upon arrival. If you see or suspect concealed damages notify the carrier at once, request an inspection and confirm it in writing. Hold all cartoning, if any, until the shipment is inspected. This must take place within 15 days of delivery. Under no condition shall a claim be deducted from an invoice.

Storage

Customers may request a postponement of an order and ask for storage. Such storage may be arranged at the customer's risk and expense. Such storage may be deemed a complete delivery and an Invoice will be rendered and due.

Returns

No furniture may be returned without the written authorization of RT London. Credit or refund will only be given when the furniture is received in the same condition in which it left the plant. All returns are subject to a restocking charge. Specials are not subject to return.

Designs

Certain RT London designs are covered by US and worldwide design patents and may not be infringed. RT London reserves the right to modify designs, alter styles, use other materials or discontinue models without prior notice.

Warranty

RT London products are covered under a generous warranty.

design-it-yourself

The Design-it-Yourself series represents new thinking in chair design: Quick, easy, personalization that enables you to create a signature look for each project. Select a standard back design or create your own.



Design-it-Yourself | Orchestra Collection | Chairs

The Design-it-Yourself series represents new thinking in chair design: Quick, easy, personalization that enables you to create a signature look for each project. Select a standard back design or create your own.



Amanda

Shared Features

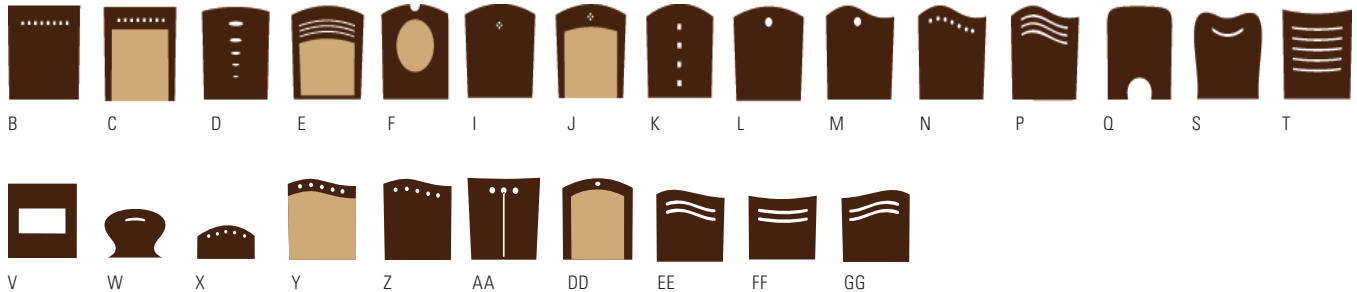
Standard Backs

Choose from these standard backs.



Cutout Backs

Choose from these available cutout back designs for \$35 List additional.



Custom Cutouts and Engraving


Custom laser cutting and engraving allows chair backs to be personalized. Keep your design within these dimensions: 14"H x 14"W. Please call for pricing and details.

Additional Options

Please call for pricing.



Curved Wood Arms



Straight Nylon Arms



Straight Wood Arms



Casters

Leigh and Mojo II

Shared Features

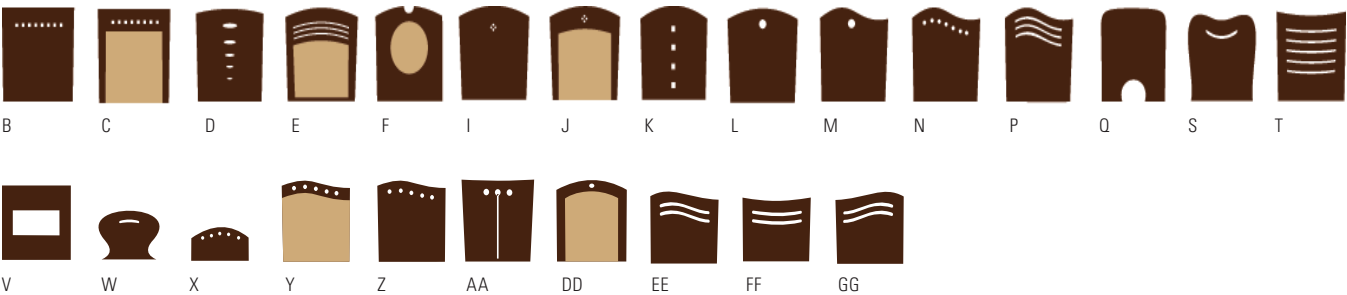
Standard Backs

Choose from these standard backs - at no additional price.



Cutout Backs

Choose from these available cutout back designs for \$35 List additional.



Custom Cutouts and Engraving

Custom laser cutting and engraving allows chair backs to be personalized. Keep your design within these dimensions: 12.5"W base, 16.53"W top and 16.68"H. Please call for pricing and details.

Statement of Line



Amanda



Leigh



Mojo II

How to Specify

Example.	1. Model Number/Size	2. Back Style	3. Wood Finish	4. Powder Coat
	1900-WD	JJ	02	Black Wrinkle

Step 1. Identify the Part Number from the succeeding product price pages.

Step 2. Choose Back Style

Step 3. Choose Wood Finish:

- 01** Natural Beech
- 02** Light on Beech
- 30** Cinnamon Noche on Beech
- 40** Medium on Beech
- 50** Chestnut on Beech
- 60** Cocoa on Beech

Step 4. Choose Powder Coat Finish for the Metal chair frame.
note: see the Surface Materials section for the complete list of Powder Coat finishes.

Step 5. Choose Seating Fabric.
note: visit www.rtlondon.com design resources to choose from the standard fabric offering.



Amanda, Standard Cutout EE Back
GSA Approved | 71-205
COM yardage: 0.5 seat, 1.0 seat and back

Standard includes for Amanda seating:

- Back: multi-ply veneer plywood
- 4-leg frame: steel. See Powder Coat Finishes for finish options
- Upholstered seat and back, if selected: base grade fabric
- Seat and back: wood or upholstered
- Seat height: 19" chair, 30" barstool
- Armless, stacks 5-high
- Shipped assembled

Options available, please call for pricing:

- Customizable back. Choose from standard cutouts, **+\$35 List**, or create your own.
- Arms: nylon or wood.
- Casters: **+\$62 List**
- Grade 4 fabric and above
- Customer's Own Material (COM)

Part Number	Description	D" x W" x H"	Price	Grade1	Grade2	Grade3
1900	AMANDA, Chair, Standard Wood Back	21 x 19 x 36	\$584	+\$13	+\$25	+\$38
1900-UPH	AMANDA, Chair, Upholstered Seat and Back	21 x 19 x 36	\$636	+\$18	+\$36	+\$54
1900-WD	AMANDA, Chair, Standard Back, Wood Seat	21 x 19 x 36	\$610			
1900BS	AMANDA, Barstool, Standard Wood Back	21 x 19 x 50	\$890	+\$13	+\$25	+\$38
1900BS-UPH	AMANDA, Barstool, Upholstered Seat And Back	21 x 19 x 50	\$924	+\$18	+\$36	+\$54
1900BS-WD	AMANDA, Barstool, Standard Back, Wood Seat	21 x 19 x 50	\$885			



Amanda Ganging, Standard Cutout EE, FF, GG Backs
GSA Approved | 71-205
COM yardage: 0.5 seat, 1.0 seat and back

Standard includes for Amanda Ganging Chair:

- Back: multi-ply veneer plywood
- 4-leg frame: steel. See Powder Coat Finishes for finish options
- Metal-to-metal ganging system simply bolts together using Allan wrench
- Each chair has leveling glide for uneven floors
- Upholstered seat and back, if selected: base grade fabric
- Seat and back: wood or upholstered
- Seat height: 19"

Options available, please call for pricing:

- Customizable back. Choose from standard cutouts, **+\$35 List**, or create your own.
- Grade 4 fabric and above
- Customer's Own Material (COM)

Part Number	Description	D" x W" x H"	Price	Grade1	Grade2	Grade3
1900-GANG	AMANDA, Ganging Chair System	21 x 19 x 36	\$584	+\$13	+\$25	+\$38
1900-GANG-WD	AMANDA, Chair Ganging System, Wood Seat	21 x 19 x 36	\$610			



Leigh, Standard Cutout T Back
GSA Approved | 71-205
COM yardage: 0.45 seat

Standard includes for Leigh seating:

- Shell: plywood
- Wire frame: steel. See Powder Coat Finishes for finish options.
- Upholstered seat, if selected: base grade fabric
- Seat height: 18.25" chair, 30" barstool
- Stacks 8-10 high, depending on back design
- Shipped assembled

Options available, please call for pricing:

- Customizable back. Choose from standard cutouts, **+\$35 List**, or create your own.
- Grade 4 fabric and above
- Customer's Own Material (COM)

Part Number	Description	D" x W" x H"	Price	Grade1	Grade2	Grade3
970	LEIGH, Chair, Upholstered Seat	21 x 20 x 35	\$553	+\$13	+\$25	+\$38
970-WD	LEIGH, Chair, Wood Seat	21 x 20 x 35	\$513			
970BS	LEIGH, Barstool, Upholstered Seat	21 x 20 x 47	\$663	+\$13	+\$25	+\$38
970BS-WD	LEIGH, Barstool, Wood Seat	21 x 20 x 47	\$631			



Mojo II
GSA Approved | 71-205
COM yardage: 0.45 seat

Standard includes for Mojo II seating:

- Shell: plywood
- Tapered 4-leg frame: steel. See Powder Coat Finishes for finish options.
- Upholstered seat, if selected: base grade fabric
- Seat height: 18.5" chair, 30" barstool
- Chair stacks up to 7-high, depending on back design
- Shipped assembled

Options available, please call for pricing:

- Customizable back. Choose from standard cutouts, **+\$35 List**, or create your own.
- Grade 4 fabric and above
- Customer's Own Material (COM)

Part Number	Description	D" x W" x H"	Price	Grade1	Grade2	Grade3
952	MOJO II, Chair, Upholstered Seat	22 x 20 x 34	\$494	+\$13	+\$25	+\$38
952-WD	MOJO II, Chair, Wood Seat	22 x 20 x 34	\$520			
952BS	MOJO II, Barstool, Upholstered Seat	21 x 19 x 47	\$620	+\$13	+\$25	+\$38
952BS-WD	MOJO II, Barstool, Wood Seat	21 x 19 x 47	\$651			

wood seating

Wood chair frames are made of premium European Beech. We employ a blend of cutting-edge technology and time-honored woodworking methods to maximize both beauty and durability. The Variations™ program allows you to specify upholstery treatments to create a one-of-a-kind look.



Wood Seating | Orchestra Collection | Chairs

Wood chair frames are made of premium European Beech. We employ a blend of cutting-edge technology and time-honored woodworking methods to maximize both beauty and durability. The Variations™ program allows you to specify upholstery treatments to create a one-of-a-kind look.



Features

Shared Features

Beech

Superb strength, exceptional grain consistency and superior color clarity make beech wood the best choice for commercial seating.

Construction

Mortise-and-tenon construction has been the hallmark of fine woodworking for centuries. We rely on this time-tested method for maximum joint strength.



Detail differences

We glue, screw and “blind-bolt” back legs together using hardened nuts and bolts, then camouflage the connection with a matching grain plug. Corner blocks are glued and lagscrew-bolted at a mitred angle for exceptional strength and durability. Stretchers are toenail screwed to eliminate the need for unsightly metal brackets.

Variations Upholstery Program

The Variations Custom Upholstery program allows you to create endless upholstery treatment possibilities with our wood chairs.



-V21 Half-Pullman seat



-V31 Full-Pullman seat



-V12 Inside Upholstered Back



-V15 Upholstered Back



-V16 Fully Upholstered Back



-V22 Half-Pullman seat with
Inside Upholstered Back



-V32 Full-Pullman seat with
Inside Upholstered Back



-V25 Half-Pullman seat with
Upholstered Back



-V35 Full-Pullman seat with
Upholstered Back



-V26 Half-Pullman seat with
Fully Upholstered Back



-V36 Full-Pullman seat with
Fully Upholstered Back

Features

Additional Options

Nail Head Cobbler Seat
Nail Head Surround Back
Nail Head Trim Surrounding front legs on Pullman Seats
Welting
Boxed Seat

Premium Glide Options

Metal
Plastic
Felt

Please call for pricing and details

Statement of Line



Chloe



Wood Melissa (W501)



Wood Melissa (W503)



Wood Melissa (W504)



Wood Melissa (W509)



Wood Melissa (W529)



Wood Melissa (W535)



Chloe
GSA Approved | 71-205
COM yardage: 0.625

Standard includes for Chloe seating:

- Frame: European Beech
- Upholstered seat and back: base grade fabric
- Metal carpet glides
- Seat height: 18.5" chair, 30.5" barstool
- Barstool has anodized aluminum foot rest in brass finish
- Shipped assembled

Options available. Please call for pricing:

- Premium metal, plastic or felt glides: **+\$4 List**
- Grade 4 fabric and above
- Customer's Own Material (COM)

Variations Upholstery Program

- See Understanding Pages for additional information

Part Number	Description	D" x W" x H"	Price	Grade1	Grade2	Grade3
W610	CHLOE, Side Chair, Solid Wood Back	22 x 21 x 34	\$625	+\$12	+\$23	+\$34
W610-V12	CHLOE VARIATIONS, Side Chair, Upholstered Seat & Back	22 x 21 x 34	\$837	+\$30	+\$59	+\$88
W610-V21	CHLOE VARIATIONS, Side Chair, Increased Height Upholstered Seat, Solid Wood Back	22 x 21 x 34	\$824	+\$30	+\$59	+\$88
W610-V22	CHLOE VARIATIONS, Side Chair, Increased Height Upholstered Seat, Upholstered Back	22 x 21 x 34	\$962	+\$34	+\$67	+\$101
W610A	CHLOE, Arm Chair, Solid Wood Back	22 x 22 x 34	\$792	+\$12	+\$23	+\$34
W610A-V12	CHLOE VARIATIONS, Arm Chair, Upholstered Seat & Back	22 x 22 x 34	\$1,005	+\$30	+\$59	+\$88
W610A-V21	CHLOE VARIATIONS, Arm Chair, Increased Height Upholstered Seat, Solid Wood Back	22 x 22 x 34	\$992	+\$30	+\$59	+\$88
W610A-V22	CHLOE VARIATIONS, Arm Chair, Increased Height Upholstered Seat, Upholstered Back	22 x 22 x 34	\$1,130	+\$34	+\$67	+\$101
W610BS	CHLOE, Barstool, Solid Wood Back	20 x 17 x 40	\$809	+\$12	+\$23	+\$34
W610BS-V12	CHLOE VARIATIONS, Barstool, Upholstered Seat & Back	20 x 17 x 40	\$1,021	+\$30	+\$59	+\$88
W610BS-V21	CHLOE VARIATIONS, Barstool, Increased Height Upholstered Seat, Solid Wood Back	20 x 17 x 40	\$1,007	+\$30	+\$59	+\$88
W610BS-V22	CHLOE VARIATIONS, Barstool, Increased Height Upholstered Seat, Upholstered Back	20 x 17 x 40	\$1,145	+\$34	+\$67	+\$101



Wood Melissa, Horizontal Slat Back
GSA Approved | 71-205
COM yardage: 0.45

Standard includes for Wood Melissa seating:

- Frame: European Beech
- Back design: horizontal slats
- Webbed seat construction for added comfort
- Upholstered seat, if selected: base grade fabric
- Wood or upholstered seat
- Metal carpet glides
- Seat height: 19" chair, 31.5" barstool
- Barstool has anodized aluminum foot rest in brass finish
- Shipped assembled

Options available, please call for pricing:

- Premium metal, plastic or felt glides: **+\$4 List**
- Grade 4 fabric and above
- Customer's Own Material (COM)

Variations Upholstery Program

- See Understanding Pages for additional information

Part Number	Description	D" x W" x H"	Price	Grade1	Grade2	Grade3
W501	WOOD MELISSA, Side Chair, Horizontal Slat Back	19 x 18 x 33	\$432	+\$13	+\$25	+\$38
W501-WD	WOOD MELISSA, Side Chair, Horizontal Slat Back, Wood Seat	19 x 18 x 33	\$468			
W501BS	WOOD MELISSA, Barstool, Horizontal Slat Back	19 x 17 x 45	\$542	+\$13	+\$25	+\$38
W501BS-WD	WOOD MELISSA, Barstool, Horizontal Slat Back, Wood Seat	19 x 17 x 45	\$570			



Wood Melissa, Vertical Slat Back
GSA Approved | 71-205
COM yardage: 0.45

Standard includes for Wood Melissa seating:

- Frame: European Beech
- Back design: vertical slats
- Webbed seat construction for added comfort
- Upholstered seat, if selected: base grade fabric
- Wood or upholstered seat
- Metal carpet glides
- Seat height: 19" chair, 31.5" barstool
- Barstool has anodized aluminum foot rest in brass finish
- Shipped assembled

Options available, please call for pricing:

- Premium metal, plastic or felt glides: **+\$4 List**
- Grade 4 fabric and above
- Customer's Own Material (COM)

Variations Upholstery Program

- See Understanding Pages for additional information

Part Number	Description	D" x W" x H"	Price	Grade1	Grade2	Grade3
W503	WOOD MELISSA, Side Chair, Vertical Slat Back	20 x 18 x 33	\$453	+\$13	+\$25	+\$38
W503-WD	WOOD MELISSA, Side Chair, Vertical Slat Back, Wood Seat	20 x 18 x 33	\$468			
W503BS	WOOD MELISSA, Barstool, Vertical Slat Back	18 x 17 x 45	\$542	+\$13	+\$25	+\$38
W503BS-WD	WOOD MELISSA, Barstool, Vertical Slat Back, Wood Seat	18 x 17 x 45	\$570			



Wood Melissa, Thin Vertical Slat Back
GSA Approved | 71-205
COM yardage: 0.45

Standard includes for Wood Melissa seating:

- Frame: European Beech
- Back design: thin vertical slats
- Webbed seat construction for added comfort
- Upholstered seat, if selected: base grade fabric
- Wood or upholstered seat
- Metal carpet glides
- Seat height: 19" chair, 31.5" barstool
- Barstool has anodized aluminum foot rest in brass finish
- Shipped assembled

Options available, please call for pricing:

- Premium metal, plastic or felt glides: **+\$4 List**
- Grade 4 fabric and above
- Customer's Own Material (COM)

Variations Upholstery Program

- See Understanding Pages for additional information

Part Number	Description	D" x W" x H"	Price	Grade1	Grade2	Grade3
W509	WOOD MELISSA, Side Chair, Thin Vertical Slat Back	21 x 18 x 35	\$555	+\$13	+\$25	+\$38
W509-V12	WOOD MELISSA VARIATIONS, Side Chair, Inside Upholstered Back	21 x 18 x 35	\$773	+\$26	+\$52	+\$78
W509-V21	WOOD MELISSA VARIATIONS, Side Chair, Thin Vertical Slat Back	21 x 18 x 35	\$756	+\$22	+\$43	+\$65
W509-V22	WOOD MELISSA VARIATIONS, Side Chair, Thin Vertical Slat Back	21 x 18 x 35	\$885	+\$31	+\$61	+\$92
W509-V31	WOOD MELISSA VARIATIONS, Side Chair, Thin Vertical Slat Back	21 x 18 x 35	\$849	+\$26	+\$52	+\$78
W509-V32	WOOD MELISSA VARIATIONS, Side Chair, Thin Vertical Slat Back	21 x 18 x 35	\$964	+\$35	+\$70	+\$105
W509-WD	WOOD MELISSA, Side Chair, Thin Vertical Slat Back, Wood Seat	21 x 18 x 35	\$595			
W509A	WOOD MELISSA, Arm Chair, Thin Vertical Slat Back	21 x 21 x 35	\$620	+\$13	+\$25	+\$38
W509A-V12	WOOD MELISSA VARIATIONS, Arm Chair, Thin Vertical Slat Back	21 x 21 x 35	\$824	+\$26	+\$52	+\$78
W509A-V21	WOOD MELISSA VARIATIONS, Arm Chair, Thin Vertical Slat Back	21 x 21 x 35	\$809	+\$22	+\$43	+\$65
W509A-V22	WOOD MELISSA VARIATIONS, Arm Chair, Thin Vertical Slat Back	21 x 21 x 35	\$939	+\$31	+\$61	+\$92
W509A-V31	WOOD MELISSA VARIATIONS, Arm Chair, Thin Vertical Slat Back	21 x 21 x 35	\$903	+\$26	+\$52	+\$78
W509A-V32	WOOD MELISSA VARIATIONS, Arm Chair, Thin Vertical Slat Back	21 x 21 x 35	\$1,019	+\$35	+\$70	+\$105
W509A-WD	WOOD MELISSA, Arm Chair, Thin Vertical Slat Back, Wood Seat	21 x 21 x 35	\$651			
W509BS	WOOD MELISSA, Barstool, Thin Vertical Slat Back	19 x 18 x 44	\$705	+\$13	+\$25	+\$38
W509BS-V12	WOOD MELISSA VARIATIONS, Barstool, Thin Vertical Slat Back	19 x 18 x 44	\$922	+\$26	+\$52	+\$78

Part Number	Description	D" x W" x H"	Price	Grade1	Grade2	Grade3
W509BS-V21	WOOD MELISSA VARIATIONS, Barstool, Thin Vertical Slat Back	19 x 18 x 44	\$905	+\$22	+\$43	+\$65
W509BS-V22	WOOD MELISSA VARIATIONS, Barstool, Thin Vertical Slat Back	19 x 18 x 44	\$1,037	+\$31	+\$61	+\$92
W509BS-V31	WOOD MELISSA VARIATIONS, Barstool, Thin Vertical Slat Back	19 x 18 x 44	\$1,001	+\$26	+\$52	+\$78
W509BS-V32	WOOD MELISSA VARIATIONS, Barstool, Thin Vertical Slat Back	19 x 18 x 44	\$1,113	+\$35	+\$70	+\$105
W509BS-WD	WOOD MELISSA, Barstool, Thin Vertical Slat Back, Wood Seat	19 x 18 x 44	\$755			



Wood Melissa, Square Cutout Back
GSA Approved | 71-205
COM yardage: 0.45

Standard includes for Wood Melissa seating:

- Frame: European Beech
- Back design: square cutouts
- Webbed seat construction for added comfort
- Upholstered seat, if selected: base grade fabric
- Wood or upholstered seat
- Metal carpet glides
- Seat height: 19" chair, 31.5" barstool
- Barstool has anodized aluminum foot rest in brass finish
- Shipped assembled

Options available, please call for pricing:

- Premium metal, plastic or felt glides: **+\$4 List**
- Grade 4 fabric and above
- Customer's Own Material (COM)

Variations Upholstery Program

- See Understanding Pages for additional information

Part Number	Description	D" x W" x H"	Price	Grade1	Grade2	Grade3
W529	WOOD MELISSA, Side Chair, Square Cut-Out Back	21 x 18 x 34	\$512	+\$13	+\$25	+\$38
W529-V12	WOOD MELISSA VARIATIONS, Side Chair, Inside Upholstered Back	21 x 18 x 34	\$733	+\$26	+\$52	+\$78
W529-V21	WOOD MELISSA VARIATIONS, Side Chair, Square Cut-Out Back	21 x 18 x 34	\$718	+\$22	+\$43	+\$65
W529-V22	WOOD MELISSA VARIATIONS, Side Chair, Square Cut-Out Back	21 x 18 x 34	\$849	+\$31	+\$61	+\$92
W529-V31	WOOD MELISSA VARIATIONS, Side Chair, Square Cut-Out Back	21 x 18 x 34	\$797	+\$26	+\$52	+\$78
W529-V32	WOOD MELISSA VARIATIONS, Side Chair, Square Cut-Out Back	21 x 18 x 34	\$926	+\$35	+\$70	+\$105
W529-WD	WOOD MELISSA, Side Chair, Square Cut-Out Back, Wood Seat	21 x 18 x 34	\$543			
W529A	WOOD MELISSA, Arm Chair, Square Cut-Out Back	21 x 21 x 34	\$563	+\$13	+\$25	+\$38
W529A-V12	WOOD MELISSA VARIATIONS, Arm Chair, Square Cut-Out Back	21 x 21 x 34	\$751	+\$26	+\$52	+\$78
W529A-V21	WOOD MELISSA VARIATIONS, Arm Chair, Square Cut-Out Back	21 x 21 x 34	\$741	+\$22	+\$43	+\$65
W529A-V22	WOOD MELISSA VARIATIONS, Arm Chair, Square Cut-Out Back	21 x 21 x 34	\$865	+\$31	+\$61	+\$92
W529A-V31	WOOD MELISSA VARIATIONS, Arm Chair, Square Cut-Out Back	21 x 21 x 34	\$828	+\$26	+\$52	+\$78
W529A-V32	WOOD MELISSA VARIATIONS, Arm Chair, Square Cut-Out Back	21 x 21 x 34	\$945	+\$35	+\$70	+\$105
W529A-WD	WOOD MELISSA, Arm Chair, Square Cut-Out Back, Wood Seat	21 x 21 x 34	\$600			
W529BS	WOOD MELISSA, Barstool, Square Cut-Out Back	19 x 18 x 44	\$648	+\$13	+\$25	+\$38
W529BS-V12	WOOD MELISSA VARIATIONS, Barstool, Square Cut-Out Back	19 x 18 x 44	\$835	+\$26	+\$52	+\$78

Part Number	Description	D" x W" x H"	Price	Grade1	Grade2	Grade3
W529BS-V21	WOOD MELISSA VARIATIONS, Barstool, Square Cut-Out Back	19 x 18 x 44	\$835	+\$22	+\$43	+\$65
W529BS-V22	WOOD MELISSA VARIATIONS, Barstool, Square Cut-Out Back	19 x 18 x 44	\$967	+\$31	+\$61	+\$92
W529BS-V31	WOOD MELISSA VARIATIONS, Barstool, Square Cut-Out Back	19 x 18 x 44	\$930	+\$26	+\$52	+\$78
W529BS-V32	WOOD MELISSA VARIATIONS, Barstool, Square Cut-Out Back	19 x 18 x 44	\$1,043	+\$35	+\$70	+\$105
W529BS-WD	WOOD MELISSA, Barstool, Square Cut- Out Back, Wood Seat	19 x 18 x 44	\$679			



Wood Melissa, Solid Wood Back
GSA Approved | 71-205
COM yardage: 0.45

Standard includes for Wood Melissa seating:

- Frame: European Beech
- Wood back
- Webbed seat construction for added comfort
- Upholstered seat, if selected: base grade fabric
- Wood or upholstered seat
- Metal carpet glides
- Seat height: 18.75" chair, 31.5" barstool
- Barstool has anodized aluminum foot rest in brass finish
- Shipped assembled

Options available, please call for pricing:

- Premium metal, plastic or felt glides: **+\$4 List**
- Grade 4 fabric and above
- Customer's Own Material (COM)

Variations Upholstery Program

- See Understanding Pages for additional information

Part Number	Description	D" x W" x H"	Price	Grade1	Grade2	Grade3
W504	WOOD MELISSA, Side Chair, Solid Back	20 x 18 x 35	\$522	+\$13	+\$25	+\$38
W504-V12	WOOD MELISSA VARIATIONS, Side Chair, Solid Back	20 x 18 x 35	\$709	+\$26	+\$52	+\$78
W504-V15	WOOD MELISSA VARIATIONS, Side Chair, Solid Back	20 x 18 x 35	\$733	+\$31	+\$61	+\$92
W504-V16	WOOD MELISSA VARIATIONS, Side Chair, Solid Back	20 x 18 x 35	\$761	+\$35	+\$70	+\$105
W504-V21	WOOD MELISSA VARIATIONS, Side Chair, Solid Back	20 x 18 x 35	\$697	+\$22	+\$43	+\$65
W504-V22	WOOD MELISSA VARIATIONS, Side Chair, Solid Back	20 x 18 x 35	\$820	+\$31	+\$61	+\$92
W504-V25	WOOD MELISSA VARIATIONS, Side Chair, Solid Back	20 x 18 x 35	\$901	+\$35	+\$70	+\$105
W504-V26	WOOD MELISSA VARIATIONS, Side Chair, Solid Back	20 x 18 x 35	\$901	+\$35	+\$70	+\$105
W504-V31	WOOD MELISSA VARIATIONS, Side Chair, Solid Back	20 x 18 x 35	\$794	+\$26	+\$52	+\$78
W504-V32	WOOD MELISSA VARIATIONS, Side Chair, Solid Back	20 x 18 x 35	\$907	+\$35	+\$70	+\$105
W504-V35	WOOD MELISSA VARIATIONS, Side Chair, Solid Back	20 x 18 x 35	\$981	+\$40	+\$79	+\$118
W504-V36	WOOD MELISSA VARIATIONS, Side Chair, Solid Back	20 x 18 x 35	\$981	+\$42	+\$84	+\$125
W504-WD	WOOD MELISSA, Side Chair, Solid Back, Wood Seat	20 x 18 x 35	\$553			
W504A	WOOD MELISSA, Arm Chair, Solid Back	20 x 21 x 35	\$599	+\$13	+\$25	+\$38
W504A-V12	WOOD MELISSA VARIATIONS, Arm Chair, Solid Back	20 x 21 x 35	\$790	+\$26	+\$52	+\$78
W504A-V15	WOOD MELISSA VARIATIONS, Arm Chair, Solid Back	20 x 21 x 35	\$810	+\$31	+\$61	+\$92
W504A-V16	WOOD MELISSA VARIATIONS, Arm Chair, Solid Back	20 x 21 x 35	\$835	+\$35	+\$70	+\$105

Part Number	Description	D" x W" x H"	Price	Grade1	Grade2	Grade3
W504A-V21	WOOD MELISSA VARIATIONS, Arm Chair, Solid Back	20 x 21 x 35	\$780	+\$22	+\$43	+\$65
W504A-V22	WOOD MELISSA VARIATIONS, Arm Chair, Solid Back	20 x 21 x 35	\$884	+\$31	+\$61	+\$92
W504A-V25	WOOD MELISSA VARIATIONS, Arm Chair, Solid Back	20 x 21 x 35	\$971	+\$35	+\$70	+\$105
W504A-V26	WOOD MELISSA VARIATIONS, Arm Chair, Solid Back	20 x 21 x 35	\$971	+\$35	+\$70	+\$105
W504A-V31	WOOD MELISSA VARIATIONS, Arm Chair, Solid Back	20 x 21 x 35	\$865	+\$26	+\$52	+\$78
W504A-V32	WOOD MELISSA VARIATIONS, Arm Chair, Solid Back	20 x 21 x 35	\$979	+\$35	+\$70	+\$105
W504A-V35	WOOD MELISSA VARIATIONS, Arm Chair, Solid Back	20 x 21 x 35	\$1,051	+\$40	+\$79	+\$118
W504A-V36	WOOD MELISSA VARIATIONS, Arm Chair, Solid Back	20 x 21 x 35	\$1,051	+\$42	+\$84	+\$125
W504A-WD	WOOD MELISSA, Arm Chair, Solid Back, Wood Seat	20 x 21 x 35	\$639			
W504BS	WOOD MELISSA, Barstool, Solid Back	18 x 18 x 44	\$659	+\$13	+\$25	+\$38
W504BS-V12	WOOD MELISSA VARIATIONS, Barstool, Solid Back	18 x 18 x 44	\$837	+\$26	+\$52	+\$78
W504BS-V15	WOOD MELISSA VARIATIONS, Barstool, Solid Back	18 x 18 x 44	\$860	+\$31	+\$61	+\$92
W504BS-V16	WOOD MELISSA VARIATIONS, Barstool, Solid Back	18 x 18 x 44	\$890	+\$35	+\$70	+\$105
W504BS-V21	WOOD MELISSA VARIATIONS, Barstool, Solid Back	18 x 18 x 44	\$831	+\$22	+\$43	+\$65
W504BS-V22	WOOD MELISSA VARIATIONS, Barstool, Solid Back	18 x 18 x 44	\$947	+\$31	+\$61	+\$92
W504BS-V25	WOOD MELISSA VARIATIONS, Barstool, Solid Back	18 x 18 x 44	\$1,030	+\$35	+\$70	+\$105
W504BS-V26	WOOD MELISSA VARIATIONS, Barstool, Solid Back	18 x 18 x 44	\$1,030	+\$35	+\$70	+\$105
W504BS-V31	WOOD MELISSA VARIATIONS, Barstool, Solid Back	18 x 18 x 44	\$924	+\$26	+\$52	+\$78
W504BS-V32	WOOD MELISSA VARIATIONS, Barstool, Solid Back	18 x 18 x 44	\$1,037	+\$35	+\$70	+\$105
W504BS-V35	WOOD MELISSA VARIATIONS, Barstool, Solid Back	18 x 18 x 44	\$1,109	+\$40	+\$79	+\$118
W504BS-V36	WOOD MELISSA VARIATIONS, Barstool, Solid Back	18 x 18 x 44	\$1,109	+\$42	+\$84	+\$125
W504BS-WD	WOOD MELISSA, Barstool, Solid Back, Wood Seat	18 x 18 x 44	\$690			
WN504	WOOD MELISSA, Nesting, Solid Wood Back, UPH Seat	18 x 20 x 35	\$556	+\$13	+\$25	+\$38



Wood Melissa, Upholstered Back
GSA Approved | 71-205
COM yardage: 0.45

Standard includes for Wood Melissa seating:

- Frame: European Beech
- Back design: upholstered insert with wood frame
- Webbed seat construction for added comfort
- Upholstered seat, if selected: base grade fabric
- Wood or upholstered seat
- Metal carpet glides
- Seat height: 19" chair, 31.5" barstool
- Barstool has anodized aluminum foot rest in brass finish
- Shipped assembled

Options available, please call for pricing:

- Premium metal, plastic or felt glides: **+\$4 List**
- Grade 4 fabric and above
- Customer's Own Material (COM)

Variations Upholstery Program

- See Understanding Pages for additional information

Part Number	Description	D" x W" x H"	Price	Grade1	Grade2	Grade3
W535	WOOD MELISSA, Side Chair, Solid Upholstered Back	21 x 18 x 34	\$599	+\$23	+\$45	+\$67
W535-V21	WOOD MELISSA VARIATIONS, Side Chair, Solid Upholstered Back	21 x 18 x 34	\$773	+\$22	+\$43	+\$65
W535-V31	WOOD MELISSA VARIATIONS, Side Chair, Solid Upholstered Back	21 x 18 x 34	\$865	+\$26	+\$52	+\$78
W535A	WOOD MELISSA, Arm Chair, Solid Upholstered Back	21 x 21 x 34	\$675	+\$23	+\$45	+\$67
W535A-V21	WOOD MELISSA VARIATIONS, Arm Chair, Solid Upholstered Back	21 x 21 x 34	\$867	+\$22	+\$43	+\$65
W535A-V31	WOOD MELISSA VARIATIONS, Arm Chair, Solid Upholstered Back	21 x 21 x 34	\$952	+\$26	+\$52	+\$78
W535BS	WOOD MELISSA, Barstool, Solid Upholstered Back	20 x 18 x 45	\$766	+\$23	+\$45	+\$67
W535BS-V21	WOOD MELISSA VARIATIONS, Barstool Solid, Upholstered Back	20 x 18 x 45	\$939	+\$22	+\$43	+\$65
W535BS-V31	WOOD MELISSA VARIATIONS, Barstool, Solid Upholstered Back	20 x 18 x 45	\$1,032	+\$26	+\$52	+\$78

How to Specify

Example.	1. Model Number/Size	2. Variations™	3. Finish	4. Options
	W504	V21	30	Metal

Step 1. Identify the Part Number from the succeeding product price pages.

Step 2. Choose Variations™ style, if specified:

- V21** Half-Pullman seat
- V31** Full-Pullman seat
- V12** Inside Upholstered Back
- V15** Upholstered Back
- V16** Fully Upholstered Back
- V22** Half-Pullman seat with Inside Upholstered Back
- V32** Full-Pullman seat with Inside Upholstered Back
- V25** Half-Pullman seat with Upholstered Back
- V35** Full-Pullman seat with Upholstered Back
- V26** Half-Pullman seat with Fully Upholstered Back
- V36** Full-Pullman seat with Fully Upholstered Back

Step 3. Choose the Finish:

- 01** Natural on Beech
- 02** Light on Beech
- 30** Cinnamon Noche on Beech
- 40** Medium on Beech
- 50** Chestnut on Beech
- 60** Cocoa on Beech

Step 4. Choose Additional Options, if specified.

Step 5. Choose Seating Fabric.
note: visit www.rtlondon.com design resources to choose from the standard fabric offering.

steel

With so many style and finish choices, we're sure to have a solution that's just right for you.



With so many style and finish choices, we're sure to have a solution that's just right for you.



Features

Shared Features

Construction

Our chairs are manufactured from high-quality plating-grade steel, providing significant strength advantage. All joints are hand-tailored, coped and brazed to maximize strength, create a smooth finish and prevent rust.



Premium glides

Blend pure Nylon 66 with a super-dense additive for unsurpassed wear resistance.

Frame finishes

32 standard powder coat finishes to choose from.

Customized Backs

Several chairs offer a back option that is available with several standard cutouts or create your own custom look.

Artisan II

Chair features a wood or steel back and is available with several standard cutouts. Custom cutouts and engraving are available. Please call factory for pricing.



CA-Cappuccino



DT-Dot



5H-Five, Hold



MX-Matrix



Solid

Melissa Anne and Mama Melissa 574

Feature a wood back that is available with several standard cutouts. Custom cutouts and engraving are available. Please call factory for pricing.



DT-Dot



ST-Star



PF-Picture Frame



MX-Matrix



BD-Bell Dot



SL-Slot



TS-Three Slot

Features

Jill

Jill offers a wood back option that can be customized with cutouts or engraving. Please call the factory for pricing.



Statement of Line



Artisan II



Jill 310



Jill 311



Jill 312



Melissa Anne 501



Melissa Anne 503



Melissa Anne 504



Mama Melissa 571



Melissa Anne 533



Mama Melissa 573



Mama Melissa 574



Atoll Barstool



Mia Barstool



Artisan II, 5H Back
GSA Approved | 71-205

Standard includes for Artisan II seating:

- Frame: 1 1/4" metal tube. See Powder Coat finishes for finish options.
- Back: metal or wood, several standard cutouts available
- Seat: wood or upholstery, if selected: base grade fabric
- Premium nylon glides
- Shipped assembled

Options available, please call for pricing:

- Customizable back
- Grade 4 fabric and above
- Customer's Own Material (COM)

Part Number	Description	D" x W" x H"	Price	Grade1	Grade2	Grade3
527	ARTISAN II, Chair, Metal Back	19 x 17 x 32	\$383	+\$13	+\$25	+\$38
527-WD	ARTISAN II, Chair, Metal Back, Wood Seat	19 x 17 x 32	\$414			
527BS	ARTISAN II, Barstool, Metal Back	19 x 17 x 43	\$490	+\$13	+\$25	+\$38
527BS-WD	ARTISAN II, Barstool, Metal Back, Wood Seat	19 x 17 x 43	\$521			
528	ARTISAN II, Chair, Wood Back	19 x 17 x 32	\$399	+\$13	+\$25	+\$38
528-WD	ARTISAN II, Chair, Wood Back, Wood Seat	19 x 17 x 32	\$433			
528BS	ARTISAN II, Barstool, Wood Back	19 x 17 x 43	\$508	+\$13	+\$25	+\$38
528BS-WD	ARTISAN II, Barstool, Wood Back, Wood Seat	19 x 17 x 43	\$538			
6527BS	ARTISAN II, Swivel Barstool, Metal Back	21 x 20 x 43	\$664	+\$13	+\$25	+\$38
6527BS-WD	ARTISAN II, Swivel Barstool, Metal Back, Wood Seat	21 x 20 x 43	\$695			
6528BS	ARTISAN II, Swivel Barstool, Wood Back	21 x 20 x 43	\$679	+\$13	+\$25	+\$38
6528BS-WD	ARTISAN II, Swivel Barstool, Wood Back, Wood Seat	21 x 20 x 43	\$710			



Jill, Vertical Wood Strip Back
GSA Approved | 71-205
COM yardage: 0.45

Standard includes for Jill seating:

- Frame: 1 1/4" metal tube, 1" x 1 1/2" rectangular metal tube. See Powder Coat finishes for finish options.
- Back design: wood, vertical strip
- Seat: wood or upholstery, if selected: base grade fabric
- Premium nylon glides
- Shipped assembled

Options available, please call for pricing:

- Customizable back
- Grade 4 fabric and above
- Customer's Own Material (COM)

Part Number	Description	D" x W" x H"	Price	Grade1	Grade2	Grade3
310	JILL, Side Chair, Vertical Strip Back	19 x 18 x 32	\$516	+\$13	+\$25	+\$38
310-WD	JILL, Side Chair, Vertical Strip Back, Wood Seat	19 x 18 x 32	\$547			
310BS	JILL, Barstool, Vertical Strip Back	20 x 18 x 43	\$666	+\$13	+\$25	+\$38
310BS-WD	JILL, Barstool, Vertical Strip Back, Wood Seat	20 x 18 x 43	\$697			



Jill, Upholstered Back
GSA Approved | 71-205
COM yardage: 0.45

Standard includes for Jill seating:

- Frame: 1 1/4" metal tube, 1" x 1 1/2" rectangular metal tube. See Powder Coat finishes for finish options.
- Upholstered back: base grade fabric
- Seat: wood or upholstery, if selected: base grade fabric
- Premium nylon glides
- Shipped assembled

Options available, please call for pricing:

- Grade 4 fabric and above
- Customer's Own Material (COM)

Part Number	Description	D" x W" x H"	Price	Grade1	Grade2	Grade3
311	JILL, Side Chair, Upholstered Back	19 x 18 x 32	\$564	+\$23	+\$45	+\$67
311BS	JILL, Barstool, Upholstered Back	20 x 18 x 43	\$717	+\$23	+\$45	+\$67



Jill, Horizontal Bars Back
GSA Approved | 71-205
COM yardage: 0.45

Standard includes for Jill seating:

- Frame: 1 1/4" metal tube, 1" x 1 1/2" rectangular metal tube. See Powder Coat finishes for finish options.
- Back design: metal, horizontal bars
- Seat: wood or upholstery, if selected: base grade fabric
- Premium nylon glides
- Shipped assembled

Options available, please call for pricing:

- Grade 4 fabric and above
- Customer's Own Material (COM)

Part Number	Description	D" x W" x H"	Price	Grade1	Grade2	Grade3
312	JILL, Side Chair, Horizontal Bar Back	19 x 18 x 32	\$426	+\$13	+\$25	+\$38
312-WD	JILL, Side Chair, Horizontal Bar Back, Wood Seat	19 x 18 x 32	\$457			
312BS	JILL, Barstool, Horizontal Bar Back	20 x 18 x 43	\$551	+\$13	+\$25	+\$38
312BS-WD	JILL, Barstool, Horizontal Bar Back, Wood Seat	20 x 18 x 43	\$581			



Melissa Anne, Horizontal Slat Back
GSA Approved | 71-205
COM yardage: 0.45

Standard includes for Melissa Anne seating:

- Frame: 1 1/4" metal tube. See Powder Coat finishes for finish options.
- Back design: metal, horizontal slats
- Seat: wood or upholstery, if selected: base grade fabric
- Premium nylon glides
- Shipped assembled

Options available, please call for pricing:

- Grade 4 fabric and above
- Customer's Own Material (COM)

Part Number	Description	D" x W" x H"	Price	Grade1	Grade2	Grade3
501	MELISSA ANNE, Chair, Horizontal Slat Back	19 x 17 x 32	\$317	+\$13	+\$25	+\$38
501-WD	MELISSA ANNE, Chair, Horizontal Slat Back, Wood Seat	19 x 17 x 32	\$351			
501BS	MELISSA ANNE, Barstool, Horizontal Slat Back	19 x 17 x 42	\$422	+\$13	+\$25	+\$38
501BS-WD	MELISSA ANNE, Barstool, Horizontal Slat Back, Wood Seat	19 x 17 x 42	\$453			
6501BS	MELISSA ANNE, Swivel Barstool, Horizontal Slat Back	19 x 17 x 45	\$596	+\$13	+\$25	+\$38
6501BS-WD	MELISSA ANNE, Swivel Barstool, Horizontal Slat Back, Wood Seat	19 x 17 x 45	\$627			
6533BS	MELISSA ANNE, Swivel Barstool, X Back	19 x 17 x 45	\$612	+\$13	+\$25	+\$38



Melissa Anne, Vertical Slat Back
GSA Approved | 71-205
COM yardage: 0.45

Standard includes for Melissa Anne seating:

- Frame: 1 1/4" metal tube. See Powder Coat finishes for finish options.
- Back design: metal, vertical slats
- Seat: wood or upholstery, if selected: base grade fabric
- Premium nylon glides
- Shipped assembled

Options available, please call for pricing:

- Grade 4 fabric and above
- Customer's Own Material (COM)

Part Number	Description	D" x W" x H"	Price	Grade1	Grade2	Grade3
503	MELISSA ANNE, Chair, Vertical Slat Back	19 x 17 x 32	\$317	+\$13	+\$25	+\$38
503-WD	MELISSA ANNE, Chair, Vertical Slat Back, Wood Seat	19 x 17 x 32	\$351			
503BS	MELISSA ANNE, Barstool, Vertical Slat Back	19 x 17 x 42	\$422	+\$13	+\$25	+\$38
503BS-WD	MELISSA ANNE, Barstool, Vertical Slat Back, Wood Seat	19 x 17 x 42	\$453			
6503BS	MELISSA ANNE, Swivel Barstool, Vertical Slat Back	19 x 17 x 45	\$596	+\$13	+\$25	+\$38
6503BS-WD	MELISSA ANNE, Swivel Barstool, Vertical Slat Back, Wood Seat	19 x 17 x 45	\$627			



Melissa Anne, Criss Cross Back
GSA Approved | 71-205
COM yardage: 0.45

Standard includes for Melissa Anne seating:

- Frame: 1 1/4" metal tube. See Powder Coat finishes for finish options.
- Back design: metal, criss cross
- Seat: wood or upholstery, if selected: base grade fabric
- Premium nylon glides
- Shipped assembled

Options available, please call for pricing:

- Grade 4 fabric and above
- Customer's Own Material (COM)

Part Number	Description	D" x W" x H"	Price	Grade1	Grade2	Grade3
533	MELISSA ANNE, Chair, Criss Cross Back	19 x 17 x 32	\$343	+\$13	+\$25	+\$38
533-WD	MELISSA ANNE, Chair, Criss Cross Back, Wood Seat	19 x 17 x 32	\$378			
533BS	MELISSA ANNE, Barstool, Criss Cross Back	19 x 17 x 42	\$441	+\$13	+\$25	+\$38
533BS-WD	MELISSA ANNE, Barstool, Criss Cross Back, Wood Seat	19 x 17 x 42	\$472			
6533BS-WD	MELISSA ANNE, Swivel Barstool, Criss Cross Back, Wood Seat	19 x 17 x 45	\$641			



Melissa Anne, Wood Back
GSA Approved | 71-205
COM yardage: 0.45

Standard includes for Melissa Anne seating:

- Frame: 1 1/4" metal tube. See Powder Coat finishes for finish options.
- Back design: wood, standard cutout designs
- Seat: wood or upholstery, if selected: base grade fabric
- Premium nylon glides
- Shipped assembled

Options available, please call for pricing:

- Customizable wood back
- Grade 4 fabric and above
- Customer's Own Material (COM)

Part Number	Description	D" x W" x H"	Price	Grade1	Grade2	Grade3
504	MELISSA ANNE, Chair, Multiple Backs	19 x 17 x 32	\$371	+\$13	+\$25	+\$38
504-WD	MELISSA ANNE, Chair, Multiple Backs, Wood Seat	19 x 17 x 32	\$412			
504BS	MELISSA ANNE, Barstool, Multiple Backs	19 x 17 x 42	\$465	+\$13	+\$25	+\$38
504BS-WD	MELISSA ANNE, Barstool, Multiple Backs, Wood Seat	19 x 17 x 42	\$503			
6504BS	MELISSA ANNE, Swivel Barstool, Multiple Backs	19 x 17 x 45	\$631	+\$13	+\$25	+\$38
6504BS-WD	MELISSA ANNE, Swivel Barstool, Multiple Backs, Wood Seat	19 x 17 x 45	\$673			



Melissa Anne, Upholstered Back
GSA Approved | 71-205
COM yardage: 0.9

Standard includes for Melissa Anne seating:

- Frame: 1 1/4" metal tube. See Powder Coat finishes for finish options.
- Upholstered back: base grade fabric
- Seat: wood or upholstery, if selected: base grade fabric
- Premium nylon glides
- Shipped assembled

Options available, please call for pricing:

- Grade 4 fabric and above
- Customer's Own Material (COM)

Part Number	Description	D" x W" x H"	Price	Grade1	Grade2	Grade3
504-UB	MELISSA ANNE, Chair, Upholstered Back	19 x 17 x 32	\$457	+\$18	+\$36	+\$54
504BS-UB	MELISSA ANNE, Barstool, Upholstered Back	19 x 17 x 42	\$585	+\$18	+\$36	+\$54
6504BS-UB	MELISSA ANNE, Swivel Barstool, Upholstered Back	19 x 17 x 45	\$757	+\$18	+\$36	+\$54



Mama Melissa, Horizontal Slat Back
GSA Approved | 71-205
COM yardage: 0.7

Standard includes for Mama Melissa seating:

- Frame: 1 1/4" metal tube. See Powder Coat finishes for finish options.
- Back design: metal, horizontal slats
- Seat: wood or upholstery, if selected: base grade fabric
- Premium nylon glides
- Shipped assembled

Options available, please call for pricing:

- Grade 4 fabric and above
- Customer's Own Material (COM)

Part Number	Description	D" x W" x H"	Price	Grade1	Grade2	Grade3
571	MAMA MELISSA, Chair, Horizontal Slat Back	22 x 19 x 36	\$400	+\$14	+\$27	+\$41
571-WD	MAMA MELISSA, Chair, Horizontal Slat Back, Wood Seat	22 x 19 x 36	\$433			
571BS	MAMA MELISSA, Barstool, Horizontal Slat Back	20 x 19 x 46	\$513	+\$14	+\$27	+\$41
571BS-WD	MAMA MELISSA, Barstool, Horizontal Slat Back, Wood Seat	20 x 19 x 46	\$544			
6571BS	MAMA MELISSA, Swivel Barstool, Horizontal Slat Back	23 x 19 x 46	\$688	+\$14	+\$27	+\$41
6571BS-WD	MAMA MELISSA, Swivel Barstool, Horizontal Slat Back, Wood Seat	23 x 19 x 46	\$725			



Mama Melissa, Vertical Bar Back
GSA Approved | 71-205
COM yardage: 0.7

Standard includes for Mama Melissa seating:

- Frame: 1 1/4" metal tube. See Powder Coat finishes for finish options.
- Back design: metal, vertical bars
- Seat: wood or upholstery, if selected: base grade fabric
- Premium nylon glides
- Shipped assembled

Options available, please call for pricing:

- Grade 4 fabric and above
- Customer's Own Material (COM)

Part Number	Description	D" x W" x H"	Price	Grade1	Grade2	Grade3
573	MAMA MELISSA, Chair, Vertical Bars	22 x 19 x 36	\$400	+\$14	+\$27	+\$41
573-WD	MAMA MELISSA, Chair, Vertical Bars, Wood Seat	22 x 19 x 36	\$433			
573BS	MAMA MELISSA, Barstool, Vertical Bars	20 x 19 x 46	\$513	+\$14	+\$27	+\$41
573BS-WD	MAMA MELISSA, Barstool, Vertical Bars, Wood Seat	20 x 19 x 46	\$544			
6573BS	MAMA MELISSA, Swivel Barstool, Vertical Bars	23 x 19 x 46	\$688	+\$14	+\$27	+\$41
6573BS-WD	MAMA MELISSA, Swivel Barstool, Vertical Bars, Wood Seat	23 x 19 x 46	\$725			



Mama Melissa, Wood Back
GSA Approved | 71-205
COM yardage: 0.7

Standard includes for Mama Melissa seating:

- Frame: 1 1/4" metal tube. See Powder Coat finishes for finish options.
- Back design: wood, several standard cutout options
- Seat: wood or upholstery, if selected: base grade fabric
- Premium nylon glides
- Shipped assembled

Options available, please call for pricing:

- Customizable back
- Grade 4 fabric and above
- Customer's Own Material (COM)

Part Number	Description	D" x W" x H"	Price	Grade1	Grade2	Grade3
574	MAMA MELISSA, Chair, Multiple Backs	22 x 19 x 36	\$468	+\$14	+\$27	+\$41
574-WD	MAMA MELISSA, Chair, Multiple Backs, Wood Seat	22 x 19 x 36	\$501			
574BS	MAMA MELISSA, Barstool, Multiple Backs	20 x 19 x 46	\$599	+\$14	+\$27	+\$41
574BS-WD	MAMA MELISSA, Barstool, Multiple Backs, Wood Seat	20 x 19 x 46	\$636			
6574BS	MAMA MELISSA, Swivel Barstool, Multiple Backs	23 x 10 x 46	\$777	+\$14	+\$27	+\$41
6574BS-WD	MAMA MELISSA, Swivel Barstool, Multiple Backs, Wood Seat	23 x 10 x 46	\$814			



Atoll Barstool
GSA Approved | 71-205
COM yardage: 0.55

Standard includes for Atoll barstools:

- Frame: 1 1/4" metal tube. See Powder Coat finishes for finish options.
- Seat: wood or upholstery, if selected: base grade fabric
- Premium nylon glides
- Seat height: 30"
- Shipped assembled

Options available, please call for pricing:

- Grade 4 fabric and above
- Customer's Own Material (COM)

Part Number	Description	D" x W" x H"	Price	Grade1	Grade2	Grade3
400BS	ATOLL, Barstool, Round Legs	16 x 16 x 30	\$324	+\$13	+\$25	+\$38
400BS-WD	ATOLL, Barstool, Round Tube Legs, Wood Seat	16 x 16 x 30	\$364			
410BS	ATOLL, Barstool, Flared Round Legs	13 x 13 x 30	\$324	+\$13	+\$25	+\$38
410BS-WD	ATOLL, Barstool, Flared Round Tube Legs, Wood Seat	13 x 13 x 30	\$364			
415BS	ATOLL, Barstool, Square Legs	16 x 16 x 30	\$324	+\$13	+\$25	+\$38
415BS-WD	ATOLL, Barstool, Square Tube Legs, Wood Seat	16 x 16 x 30	\$364			
420BS	ATOLL, Barstool, Square Flared Legs	16 x 16 x 30	\$324	+\$13	+\$25	+\$38
420BS-WD	ATOLL, Barstool, Flared Square Tube Legs, Wood Seat	16 x 16 x 30	\$364			
506BS	ATOLL, Barstool, Square Bull Legs	17 x 17 x 30	\$371	+\$13	+\$25	+\$38
506BS-WD	ATOLL, Swivel Barstool, Square Bull Legs, Wood Seat	17 x 17 x 30	\$400			



Mia
GSA Approved | 71-205

Standard includes for Mia seating:

- 3" round metal support column. See Powder Coat finishes for finish options.
- 1/4" steel base with leveling glides
- Upholstered seat, base grade fabric
- Foot ring on counter height and barstool
- Seat height: 20" chair, 25" counter height, 30" barstool
- Shipped assembled

Available options, please call for pricing:

- Bolt down and core drilled models
- Grade 4 fabric and above
- Customer's Own Material (COM)

Note: A fabric width of less than 54" will require an additional seam or railroad application. Please call to discuss.

Part Number	Description	D" x W" x H"	Price	Grade1	Grade2	Grade3
1500	MIA, Barstool, Chair Height	18 x 18 x 20	\$788	+\$23	+\$45	+\$67
1500BS-FR	MIA, Barstool, Bar Height	18 x 18 x 30	\$1,006	+\$23	+\$45	+\$67
1500CH	MIA, Barstool, Counter Height	18 x 18 x 25	\$972	+\$23	+\$45	+\$67

How to Specify

Example.	1. Model Number/Size	2. Wood Finish	3. Powder Coat	4. Seating Fabric
	533	N/A	Black Wrinkle	SVI-003

- Step 1. Identify the Part Number from the succeeding product price pages.
- Step 2. Choose Wood Finish, if specified (Wood Seat only)
- 01 Natural Beech
 - 02 Light on Beech
 - 30 Cinnamon Noche on Beech
 - 40 Medium on Beech
 - 50 Chestnut on Beech
 - 60 Cocoa on Beech
- Step 3. Choose Powder Coat Finish for the Steel chair frame.
note: see the Surface Materials section for the complete list of Powder Coat finishes.
- Step 4. Choose Seating Fabric, if specified.
note: see the Surface Materials section for the complete Seating Upholstery offering.

aluminum

Our aluminum chairs are incredibly strong, lightweight and versatile.



Our aluminum chairs are incredibly strong, lightweight and versatile.



Features

Shared Features

Construction

Precision CNC-machinery and carefully engineered weld placement make our aluminum chairs incredibly strong and durable yet surprisingly lightweight.

Finish

Available in a classic brushed aluminum finish or a powder-coated paint.



Details

Working with aluminum takes as much skill and craft as woodworking. The attention to detail is evident in the graceful contours of our chairs and the invisible welds at joints.

Seat options

Seats are available in aluminum, upholstered or wood options. All-aluminum models are ideal for outdoor use.



Statement of Line



Atlantis with Wood Seat



Siren with Aluminum Seat



Atoll with Upholstered Seat



Atlantis
GSA Approved | 71-205
COM yardage: 0.45

Standard includes for Atlantis seating:

- Frame: 1 1/8" square and quarter round tubes, aluminum
- Finish: brushed aluminum standard. Powder coat finish can be specified
- Aluminum or if selected, upholstered seat in base grade fabric
- Premium nylon glides
- Seat height: chair 19", barstool 30.5"
- Shipped assembled

Options available, please call for pricing:

- Premium metal glides: **+\$4 List**
- Grade 4 fabric and above
- Customer's Own Material (COM)

Part Number	Description	D" x W" x H"	Price	Grade1	Grade2	Grade3
750	ATLANTIS, Chair, Aluminum with Upholstered Seat	18 x 15 x 32	\$619	+\$13	+\$25	+\$38
750-AL	ATLANTIS, Aluminum Chair, Aluminum Seat	18 x 15 x 32	\$697			
750-WD	ATLANTIS, Chair, Aluminum, Wood Seat	18 x 15 x 32	\$639			
750BS	ATLANTIS, Barstool, Aluminum with Upholstered Seat	18 x 16 x 44	\$920	+\$13	+\$25	+\$38
750BS-AL	ATLANTIS, Aluminum Barstool, Aluminum Seat	18 x 16 x 44	\$976			



Siren
GSA Approved | 71-205
COM yardage: 0.45

Standard includes for Siren seating:

- Frame: 1 1/8" square and quarter round tubes, aluminum
- Finish: brushed aluminum standard. Powder coat finish can be specified.
- Aluminum or if selected, upholstered seat in base grade fabric
- Premium nylon glides
- Seat height: chair 18.25", barstool 30"
- Shipped assembled

Options available, please call for pricing:

- Premium metal glides: **+\$4 List**
- Grade 4 fabric and above
- Customer's Own Material (COM)

Part Number	Description	D" x W" x H"	Price	Grade1	Grade2	Grade3
850	SIREN, Chair, Aluminum	19 x 16 x 34	\$639	+\$13	+\$25	+\$38
850-AL	SIREN, Aluminum Chair, Aluminum Seat	19 x 16 x 34	\$722			
850BS	SIREN, Barstool, Aluminum	19 x 16 x 43	\$901	+\$13	+\$25	+\$38
850BS-AL	SIREN, Aluminum Barstool, Aluminum Seat	19 x 16 x 43	\$983			



Atoll Barstool
GSA Approved | 71-205
COM yardage: 0.55

Standard includes for Atoll Barstool:

- Frame: 1 1/8" square and quarter round tubes, aluminum
- Finish: brushed aluminum standard. Powder coat finish can be specified
- Aluminum or if selected, upholstered seat in base grade fabric
- Premium nylon glides
- Seat height: 30"
- Shipped assembled

Options available, please call for pricing:

- Premium metal glides: **+\$4 List**
- Grade 4 fabric and above
- Customer's Own Material (COM)

Part Number	Description	D" x W" x H"	Price	Grade1	Grade2	Grade3
700BS	ATOLL, Barstool, Round Legs, Aluminum	16 x 16 x 31	\$605	+\$13	+\$25	+\$38
710BS	ATOLL, Barstool, Round Flared Legs, Aluminum	15 x 15 x 30	\$600	+\$13	+\$25	+\$38

How to Specify

Example. 1. Model Number/Size 2. Wood Finish 3. Powder Coat

750-WD **01** **Black Wrinkle**

Step 1. Identify the Part Number from the succeeding product price pages.

Step 2. Choose Wood Finish, if specified (Wood Seat only)

- 01** Natural Beech
- 02** Light on Beech
- 30** Cinnamon Noche on Beech
- 40** Medium on Beech
- 50** Chestnut on Beech
- 60** Cocoa on Beech

Step 3. Choose Powder Coat Finish for the Aluminum chair frame.
note: see the Surface Materials section for the complete Powder Coat offering

Step 4. Choose Seating Fabric, if specified.
note: see the Surface Materials section for the complete Seating Upholstery offering.

tables

It's easy to find just the right table to compliment any setting. Our Orchestra Table Collection features a wide range of styles, materials and edge choices to choose from.



Tables | Orchestra Collection

It's easy to find just the right table to compliment any setting. Our Orchestra Table Collection features a wide range of styles, materials and edge choices to choose from.



Features

Construction

Our bases are made of high strength steel that is 30% stronger than the average steel. Raw steel table bases are cleaned, phosphate primed, powder-coat painted and oven-baked with auto-grade finishing materials.

Columns are heavy-wall tubes made of 14-gauge steel. Top plate is stamped high-strength steel. All connections are hard-welded using our state-of-the-art machinery and a deep penetration welding process that maximizes strength.



Labor Saver Attachment

Our top mounting plates and columns are unique to the industry. The mounting plate is hard-welded to the column. It attaches easily to our pre-driller table tops.

Optional Accessories

Fixed Pub Height Table

Most base heights can be increased. Standard dimension for Fixed Pub Height Table is 42" nominal with top. Please call for pricing.



Foot Rings (Pub Height)

19" diameter foot supports that are hard-welded to the vertical column. Available on most designs. Please call for pricing.



Purse Shelf

"Under-Top" option for accommodation of purses, coats, bags, etc. at bar tables. Each shelf has four storage hooks affixed to the bottom of the shelf. Standard size is 15" round; identical to top. Please call for pricing.



Self-Leveling Glides

A patented product that self-levels table bases on uneven floors. Please call for pricing.



Table-Flip Mechanism

A heavy H.D. steel assembly that allows the table top to flip to a vertical position. Usually specified to accommodate table storage. Available on sizes up to 48".



Table-Fold Mechanism

Allows "T" bases to fold. Typically for storage purposes. Available on most non-cast iron products. Please call for pricing.



Optional Accessories

Table Connectors

Used to join square and rectilinear tables together for reconfiguring space. Please call for pricing.

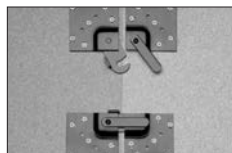


Table Edge Options

Note: not all edges are available on every top.

Vinyl Edges, Edge V



T-Edge, VINTEE (standard)



Bullnose, VINBN



Waterfall, VINWF

Aluminum Edges, Edge AL



Bright, ALFB



Satin, ALRS



Bright, ALRB



Satin, ALFS


Laminate Overlay, Edge LO



Overlaid, IWDBN



Overlaid, IWDOGEE



Overlaid 45°, IWD45



Overlaid, IWDCOPE



Overlaid Exposed Plywood, IWDPW

Urethane (Please call for pricing)



Bullnose, PVE1



No Drip, PVE2



Eased, PVE3



Waterfall, PVE4



45° Bevel, PVE5

Ecwood Stained Urethane (Please call for pricing)



Bullnose, ME1



Eased, ME3

Wood Grain Urethane (Please call for pricing)



Eased, MP3



Bullnose, MP1



Traditional, MP2




Comfort, MC6


Table Edge Options

Wood A

(Please call for pricing)




45° Bevel, WC1




Break Bottom, WC2



Bullnose, WC3



26° Bevel, WC4



Reeded, WC5

Wood B



45° Bevel, WC1R



Break Bottom, WC2R



Bullnose, WC3R




26° Bevel, WC4R



Reeded, WC5R

Wood C


(Please call for pricing)



$\frac{3}{16}$ Radius Both Sides, WD1




$\frac{10}{16}$ Radius Both Sides, WD2



Break Bottom, WD3



26° Bevel, WD4



Reeded, WD5

Wood D

(Priced the same as Wood B)



$\frac{3}{16}$ Radius Both Sides, WD1R



$\frac{10}{16}$ Radius Both Sides, WD2R



Break Bottom, WD3R



26° Bevel, WD4R




Reeded, WD5R

Wood E


(Please call for pricing)



19° Bevel, WF3



19° Rounded, WF4



Bullet, WF5

Statement of Line



Kalypso



Orbit



Spartan



Zeus



Apollo



Jerome



Rambo



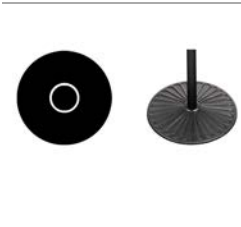
Somerset



Torch



Walloon



Round with Round Base
GSA Approved | 71-204


Standard includes for Kalypso Table Series:

- Laminate top with vinyl T edge profile
- Cast iron base, steel column. Finishes: Black Ink or Black Wrinkle, standard.
- Adjustable leveling glides on base
- Tops 144" and longer are made in two pieces
- Shipped ready to assemble

Options available:


- EdgeAL: aluminum edge profiles
- EdgeLO: laminate overlay edge profiles
- EdgeV: vinyl waterfall and bullnose edge profiles
- EdgeWB: wood edge profiles
- See Understanding pages for complete list of edge profile options and accessories
- Additional finishes available at an upcharge.

Part Number	Description	D" x W" x H"	Price	EdgeAL	EdgeLO	EdgeV	EdgeWB
KA24R	KALYPSO, Table, 24 Round	24 x 24 x 30	\$409	+\$46	+\$154	+\$13	+\$426
KA30R	KALYPSO, Table, 30 Round	30 x 30 x 30	\$470	+\$68	+\$280	+\$18	+\$560
KA36R	KALYPSO, Table, 36 Round	36 x 36 x 30	\$582	+\$74	+\$413	+\$25	+\$702
KA42R	KALYPSO, Table, 42 Round	42 x 42 x 30	\$666	+\$132	+\$672	+\$31	+\$968
KA48R	KALYPSO, Table, 48 Round	48 x 48 x 30	\$894	+\$125	+\$787	+\$39	+\$1,104
KA54R	KALYPSO, Table, 54 Round	54 x 54 x 30	\$1,069	+\$240	+\$1,094	+\$53	+\$1,533
KA60R	KALYPSO, Table, 60 Round	60 x 60 x 30	\$1,296	+\$210	+\$1,072	+\$70	+\$1,499



Square with Round Base
GSA Approved | 71-204

Part Number	Description	D" x W" x H"	Price	EdgeAL	EdgeLO	EdgeV	EdgeWB
KA24S	KALYPSO, Table, 24 Square	24 x 24 x 30	\$409	+\$39	+\$72	+\$13	+\$395
KA30S	KALYPSO, Table, 30 Square	30 x 30 x 30	\$470	+\$59	+\$142	+\$18	+\$511
KA36S	KALYPSO, Table, 36 Square	36 x 36 x 30	\$582	+\$60	+\$215	+\$25	+\$635
KA42S	KALYPSO, Table, 42 Square	42 x 42 x 30	\$666	+\$120	+\$347	+\$31	+\$899
KA48S	KALYPSO, Table, 48 Square	48 x 48 x 30	\$894	+\$176	+\$435	+\$39	+\$1,002



Rectangular with Round Base
GSA Approved | 71-204

Part Number	Description	D" x W" x H"	Price	EdgeAL	EdgeLO	EdgeV	EdgeWB
KA2430RT	KALYPSO, Table, 24 x 30 Rectangle	24 x 30 x 30	\$434	+\$48	+\$108	+\$16	+\$446
KA2436RT	KALYPSO, Table, 24 x 36 Rectangle	24 x 36 x 30	\$465	+\$54	+\$142	+\$17	+\$496
KA2442RT	KALYPSO, Table, 24 x 42 Rectangle	24 x 42 x 30	\$510	+\$85	+\$203	+\$20	+\$547
KA2460RT	KALYPSO, Table, 24 x 60 Rectangle	24 x 60 x 30	\$811	+\$77	+\$275	+\$25	+\$696
KA2472RT	KALYPSO, Table, 24 x 72 Rectangle	24 x 72 x 30	\$883	+\$153	+\$215	+\$31	+\$783
KA3036RT	KALYPSO, Table, 30 x 36 Rectangle	30 x 36 x 30	\$779	+\$53	+\$169	+\$23	+\$561
KA3060RT	KALYPSO, Table, 30 x 60 Rectangle	30 x 60 x 30	\$873	+\$178	+\$347	+\$31	+\$830
KA3072RT	KALYPSO, Table, 30 x 72 Rectangle	30 x 72 x 30	\$950	+\$190	+\$423	+\$35	+\$952
KA3648RT	KALYPSO, Table, 36 x 48 Rectangle	36 x 48 x 30	\$765	+\$85	+\$316	+\$31	+\$791
KA4248RT	KALYPSO, Table, 42 x 48 Rectangle	42 x 48 x 30	\$1,042	+\$178	+\$373	+\$38	+\$967



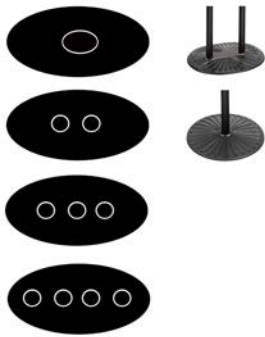
Rectangular with Single Column Oval Base
GSA Approved | 71-204

Part Number	Description	D" x W" x H"	Price	EdgeAL	EdgeLO	EdgeV	EdgeWB
KA2448RT	KALYPSO, Table, 24 x 48 Rectangle	24 x 48 x 30	\$582	+\$68	+\$211	+\$23	+\$599
KA3042RT	KALYPSO, Table, 30 x 42 Rectangle	30 x 42 x 30	\$607	+\$96	+\$247	+\$24	+\$660
KA3048RT	KALYPSO, Table, 30 x 48 Rectangle	30 x 48 x 30	\$642	+\$79	+\$259	+\$25	+\$697
KA3642RT	KALYPSO, Table, 36 x 42 Rectangle	36 x 42 x 30	\$622	+\$97	+\$293	+\$28	+\$737



Rectangular with Double Column Oval Base
GSA Approved | 71-204

Part Number	Description	D" x W" x H"	Price	EdgeAL	EdgeLO	EdgeV	EdgeWB
KA3660RT	KALYPSO, Table, 36 x 60 Rectangle	36 x 60 x 30	\$1,015	+\$197	+\$431	+\$35	+\$960
KA3672RT	KALYPSO, Table, 36 x 72 Rectangle	36 x 72 x 30	\$1,107	+\$212	+\$522	+\$43	+\$1,107
KA4260RT	KALYPSO, Table, 42 x 60 Rectangle	42 x 60 x 30	\$1,172	+\$237	+\$464	+\$46	+\$1,143




Oval with Round or Oval Base

GSA Approved | 71-204

Tip: 30x36 Oval Table features the Oval base with two columns

Part Number	Description	D" x W" x H"	Price	EdgeLO	EdgeV	EdgeWB
KA36120OV	KALYPSO, Table, 36 x 120 Oval	36 x 120 x 30	\$1,549	+\$1,566	+\$77	+\$2,714
KA3672OV	KALYPSO, Table, 36 x 72 Oval	36 x 72 x 30	\$1,165	+\$860	+\$46	+\$1,708
KA3696OV	KALYPSO, Table, 36 x 96 Oval	36 x 96 x 30	\$1,336	+\$940	+\$61	+\$2,192
KA48120OV	KALYPSO, Table, 48 x 120 Oval	48 x 120 x 30	\$2,113	+\$1,910	+\$102	+\$3,290
KA48144OV	KALYPSO, Table, 48 x 144 Oval	48 x 144 x 30	\$2,751	+\$2,257	+\$122	+\$3,898
KA48168OV	KALYPSO, Table, 48 x 168 Oval	48 x 168 x 30	\$3,395	+\$2,661	+\$143	+\$4,506
KA48192OV	KALYPSO, Table, 48 x 192 Oval	48 x 192 x 30	\$4,049	+\$3,066	+\$164	+\$5,114
KA4896OV	KALYPSO, Table, 48 x 96 Oval	48 x 96 x 30	\$1,828	+\$1,314	+\$81	+\$2,684

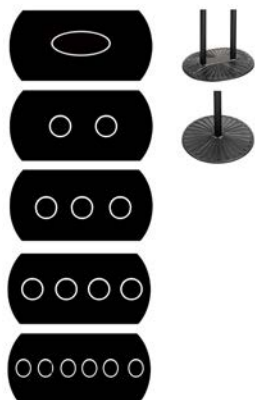


Racetrack with Round or Oval Base

GSA Approved | 71-204

Tip: 30x36 Racetrack Table features the Oval base with two columns

Part Number	Description	D" x W" x H"	Price	EdgeLO	EdgeV	EdgeWB
KA36120RTK	KALYPSO, Table, 36 x 120 Racetrack	36 x 120 x 30	\$1,800	+\$1,095	+\$77	+\$1,983
KA3672RTK	KALYPSO, Table, 36 x 72 Racetrack	36 x 72 x 30	\$925	+\$712	+\$46	+\$1,411
KA3696RTK	KALYPSO, Table, 36 x 96 Racetrack	36 x 96 x 30	\$1,336	+\$845	+\$61	+\$1,679
KA48120RTK	KALYPSO, Table, 48 x 120 Racetrack	48 x 120 x 30	\$2,466	+\$1,386	+\$102	+\$2,439
KA48144RTK	KALYPSO, Table, 48 x 144 Racetrack	48 x 144 x 30	\$2,751	+\$1,566	+\$122	+\$2,804
KA48168RTK	KALYPSO, Table, 48 x 168 Racetrack	48 x 168 x 30	\$3,395	+\$1,805	+\$143	+\$3,170
KA48192RTK	KALYPSO, Table, 48 x 192 Racetrack	48 x 192 x 30	\$4,049	+\$1,771	+\$164	+\$3,535
KA4896RTK	KALYPSO, Table, 48 x 96 Racetrack	48 x 96 x 30	\$1,828	+\$955	+\$81	+\$2,073



Bowed with Round or Oval Base

GSA Approved | 71-204

Tip: 30x36 Bowed Table features the Oval base with two columns


Part Number	Description	D" x W" x H"	Price	EdgeLO	EdgeV	EdgeWB
KA36120BOW	KALYPSO, Table, 36 x 120 Bowed	36 x 120 x 30	\$1,800	+\$1,095	+\$77	+\$1,983
KA3672BOW	KALYPSO, Table, 36 x 72 Bowed	36 x 72 x 30	\$1,165	+\$699	+\$46	+\$1,411
KA3696BOW	KALYPSO, Table, 36 x 96 Bowed	36 x 96 x 30	\$1,395	+\$845	+\$67	+\$1,626
KA48120BOW	KALYPSO, Table, 48 x 120 Bowed	48 x 120 x 30	\$2,113	+\$1,329	+\$102	+\$2,437
KA48144BOW	KALYPSO, Table, 48 x 144 Bowed	48 x 144 x 30	\$2,751	+\$1,566	+\$122	+\$2,804
KA48168BOW	KALYPSO, Table, 48 x 168 Bowed	48 x 168 x 30	\$3,395	+\$1,805	+\$143	+\$3,170
KA48192BOW	KALYPSO, Table, 48 x 192 Bowed	48 x 192 x 30	\$3,682	+\$1,771	+\$162	+\$3,534
KA4896BOW	KALYPSO, Table, 48 x 96 Bowed	48 x 96 x 30	\$1,828	+\$955	+\$81	+\$2,073



Square to -Round with Round Base

GSA Approved | 71-204

Part Number	Description	D" x W" x H"	Price	EdgeLO	EdgeV
KA303042R	KALYPSO, Table, 30 x 30-42 Square to Round	30 x 30 x 30	\$2,605	+\$732	+\$131
KA363651R	KALYPSO, Table, 36 x 36-51 Square to Round	36 x 36 x 30	\$3,060	+\$765	+\$137

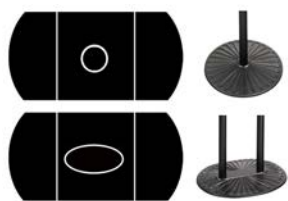


Square to -Round with Round or Oval Base

GSA Approved | 71-204

Tip: 48x48 to 68 Square to Rectangle Table features the Oval base with two columns

Part Number	Description	D" x W" x H"	Price	EdgeLO	EdgeV	EdgeWB
KA363656RT	KALYPSO, Table, 36 x 36-56 Square to Rectangle	36 x 36 x 30	\$1,556	+\$287	+\$74	+\$1,148
KA424262RT	KALYPSO, Table, 42 x 42-62 Square to Rectangle	42 x 42 x 30	\$1,945	+\$235	+\$92	+\$1,306



Part Number	Description	D" x W" x H"	Price	EdgeLO	EdgeV	EdgeWB
KA363656BOW	KALYPSO, Table, 36 x 3656 Square to Bowed	36 x 36 x 30	\$1,743	+\$520	+\$83	+\$982
KA424262BOW	KALYPSO, Table, 42 x 4262 Square to Bowed	42 x 42 x 30	\$2,084	+\$468	+\$100	+\$1,182

Square to Bowed w/ Round or Oval Base
GSA Approved | 71-204
Tip: 48x48 to 68 Square to Bowed Table features the Oval Base with two columns



Round with Round Base
GSA Approved | 71-204

Standard includes for Orbit Table Series:

- Laminate top with vinyl T edge profile
- Cast iron base, steel column. Finishes: Black Ink or Black Wrinkle, standard.
- Adjustable leveling glides on base
- Tops 144" and longer are made in two pieces
- Shipped ready to assemble

Options available:

- EdgeAL: aluminum edge profiles
- EdgeLO: laminate overlay edge profiles
- EdgeV: vinyl waterfall and bullnose edge profiles
- EdgeWB: wood edge profiles
- See Understanding pages for complete list of edge profile options and accessories
- Premium Base Finishes with Steel Plate Available for Upcharge

Part Number	Description	D" x W" x H"	Price	EdgeAL	EdgeLO	EdgeV	EdgeWB
OR24R	ORBIT, Table, 24 Round	24 x 24 x 30	\$373	+\$51	+\$163	+\$16	+\$419
OR30R	ORBIT, Table, 30 Round	30 x 30 x 30	\$434	+\$75	+\$300	+\$20	+\$554
OR36R	ORBIT, Table, 36 Round	36 x 36 x 30	\$557	+\$83	+\$444	+\$29	+\$697
OR42R	ORBIT, Table, 42 Round	42 x 42 x 30	\$734	+\$147	+\$724	+\$35	+\$961
OR48R	ORBIT, Table, 48 Round	48 x 48 x 30	\$858	+\$141	+\$850	+\$45	+\$1,096



Square with Round Base
GSA Approved | 71-204

Part Number	Description	D" x W" x H"	Price	EdgeAL	EdgeLO	EdgeV	EdgeWB
OR24S	ORBIT, Table, 24 Square	24 x 24 x 30	\$373	+\$44	+\$74	+\$16	+\$354
OR30S	ORBIT, Table, 30 Square	30 x 30 x 30	\$434	+\$65	+\$148	+\$20	+\$490
OR36S	ORBIT, Table, 36 Square	36 x 36 x 30	\$557	+\$67	+\$226	+\$29	+\$637
OR42S	ORBIT, Table, 42 Square	42 x 42 x 30	\$734	+\$134	+\$367	+\$35	+\$946
OR48S	ORBIT, Table, 48 Square	48 x 48 x 30	\$858	+\$197	+\$461	+\$45	+\$1,071




Rectangular with Round Base
GSA Approved | 71-204

Part Number	Description	D" x W" x H"	Price	EdgeAL	EdgeLO	EdgeV	EdgeWB
OR2430RT	ORBIT, Table, 24 x 30 Rectangle	24 x 30 x 30	\$398	+\$55	+\$113	+\$17	+\$415
OR2436RT	ORBIT, Table, 24 x 36 Rectangle	24 x 36 x 30	\$453	+\$61	+\$148	+\$20	+\$475
OR2442RT	ORBIT, Table, 24 x 42 Rectangle	24 x 42 x 30	\$485	+\$94	+\$213	+\$22	+\$533
OR2448RT	ORBIT, Table, 24 x 48 Rectangle	24 x 48 x 30	\$512	+\$77	+\$222	+\$23	+\$594
OR2460RT	ORBIT, Table, 24 x 60 Rectangle	24 x 60 x 30	\$741	+\$86	+\$287	+\$28	+\$711
OR2472RT	ORBIT, Table, 24 x 72 Rectangle	24 x 72 x 30	\$813	+\$171	+\$221	+\$35	+\$816
OR3036RT	ORBIT, Table, 30 x 36 Rectangle	30 x 36 x 30	\$512	+\$58	+\$176	+\$23	+\$550
OR3042RT	ORBIT, Table, 30 x 42 Rectangle	30 x 42 x 30	\$535	+\$107	+\$261	+\$26	+\$665
OR3048RT	ORBIT, Table, 30 x 48 Rectangle	30 x 48 x 30	\$571	+\$89	+\$276	+\$29	+\$710
OR3060RT	ORBIT, Table, 30 x 60 Rectangle	30 x 60 x 30	\$858	+\$197	+\$363	+\$35	+\$871
OR3072RT	ORBIT, Table, 30 x 72 Rectangle	30 x 72 x 30	\$932	+\$213	+\$447	+\$39	+\$1,014
OR3660RT	ORBIT, Table, 36 x 60 Rectangle	36 x 60 x 30	\$923	+\$222	+\$456	+\$39	+\$1,023
OR3672RT	ORBIT, Table, 36 x 72 Rectangle	36 x 72 x 30	\$1,018	+\$238	+\$556	+\$48	+\$1,194




Part Number	Description	D" x W" x H"	Price	EdgeV	EdgeWB
OR36120OV	ORBIT, Table, 36 x 120 Oval	36 x 120 x 30	\$1,684	+\$86	+\$2,721
OR3672OV	ORBIT, Table, 36 x 72 Oval	36 x 72 x 30	\$1,073	+\$51	+\$1,711
OR3696OV	ORBIT, Table, 36 x 96 Oval	36 x 96 x 30	\$1,286	+\$68	+\$2,203
OR48120OV	ORBIT, Table, 48 x 120 Oval	48 x 120 x 30	\$2,041	+\$113	+\$3,301
OR48144OV	ORBIT, Table, 48 x 144 Oval	48 x 144 x 30	\$2,645	+\$136	+\$3,893
OR48168OV	ORBIT, Table, 48 x 168 Oval	48 x 168 x 30	\$3,254	+\$160	+\$4,487
OR48192OV	ORBIT, Table, 48 x 192 Oval	48 x 192 x 30	\$3,541	+\$181	+\$5,101
OR4896OV	ORBIT, Table, 48 x 96 Oval	48 x 96 x 30	\$1,756	+\$91	+\$2,686

Oval with Round Base
GSA Approved | 71-204



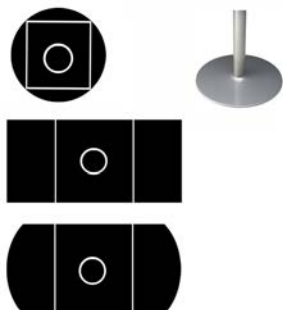
Part Number	Description	D" x W" x H"	Price	EdgeV	EdgeWB
OR36120RTK	ORBIT, Table, 36 x 120 Racetrack	36 x 120 x 30	\$1,684	+\$86	+\$1,958
OR3672RTK	ORBIT, Table, 36 x 72 Racetrack	36 x 72 x 30	\$1,258	+\$52	+\$1,389
OR3696RTK	ORBIT, Table, 36 x 96 Racetrack	36 x 96 x 30	\$1,471	+\$68	+\$1,653
OR48120RTK	ORBIT, Table, 48 x 120 Racetrack	48 x 120 x 30	\$2,041	+\$113	+\$2,409
OR48144RTK	ORBIT, Table, 48 x 144 Racetrack	48 x 144 x 30	\$2,645	+\$136	+\$2,750
OR48168RTK	ORBIT, Table, 48 x 168 Racetrack	48 x 168 x 30	\$3,254	+\$160	+\$3,090
OR48192RTK	ORBIT, Table, 48 x 192 Racetrack	48 x 192 x 30	\$3,871	+\$183	+\$3,429
OR4896RTK	ORBIT, Table, 48 x 96 Racetrack	48 x 96 x 30	\$1,756	+\$91	+\$2,046

Racetrack with Round Base
GSA Approved | 71-204



Part Number	Description	D" x W" x H"	Price	EdgeV	EdgeWB
OR36120BOW	ORBIT, Table, 36 x 120 Bowed	36 x 120 x 30	\$1,684	+\$86	+\$2,228
OR3672BOW	ORBIT, Table, 36 x 72 Bowed	36 x 72 x 30	\$1,258	+\$52	+\$1,556
OR3696BOW	ORBIT, Table, 36 x 96 Bowed	36 x 96 x 30	\$1,530	+\$73	+\$1,810
OR48120BOW	ORBIT, Table, 48 x 120 Bowed	48 x 120 x 30	\$2,041	+\$113	+\$2,764
OR48144BOW	ORBIT, Table, 48 x 144 Bowed	48 x 144 x 30	\$2,645	+\$136	+\$3,204
OR48168BOW	ORBIT, Table, 48 x 168 Bowed	48 x 168 x 30	\$3,254	+\$160	+\$3,644
OR48192BOW	ORBIT, Table, 48 x 192 Bowed	48 x 196 x 30	\$3,871	+\$183	+\$4,085
OR4896BOW	ORBIT, Table, 48 x 96 Bowed	48 x 96 x 30	\$1,756	+\$91	+\$2,335

Bowed with Round Base
GSA Approved | 71-204



Part Number	Description	D" x W" x H"	Price	EdgeWB
OR303042R	ORBIT, Table, 30 x 30-42 Square to Round	30 x 30 x 30	\$2,569	
OR363651R	ORBIT, Table, 36 x 36-51 Square to Round	36 x 36 x 30	\$3,024	
OR363656BOW	ORBIT, Table, 36 x 36-56 Square to Bowed	36 x 36 x 30	\$1,804	+\$1,426
OR363656RT	ORBIT, Table 36 x 36-56 Square to Rectangle	36 x 36 x 30	\$1,633	+\$1,437

Square to -Round, -Bowed, -Rectangle with Round
Base
GSA Approved | 71-204



Round with X-Base
GSA Approved | 71-204

Standard includes for Spartan Table Series:

- Laminated top with vinyl T edge profile
- Cast iron base, steel column. Finishes: Ink Black or Black Wrinkle, standard.
- Adjustable leveling glides on base
- Tops 144" and longer are made in two pieces
- Shipped ready to assemble

Options available:

- EdgeAL: aluminum edge profiles
- EdgeLO: laminate overlay edge profiles
- EdgeV: vinyl waterfall and bullnose edge profiles
- EdgeWB: wood edge profiles
- See Understanding pages for complete list of edge profile options and accessories
- Additional finishes available at an upcharge.

Part Number	Description	D" x W" x H"	Price	EdgeAL	EdgeLO	EdgeV	EdgeWB
SP24R	SPARTAN, Table, 24 Round	24 x 24 x 30	\$369	+\$51	+\$163	+\$15	+\$419
SP30R	SPARTAN, Table, 30 Round	30 x 30 x 30	\$428	+\$74	+\$299	+\$17	+\$554
SP36R	SPARTAN, Table, 36 Round	36 x 36 x 30	\$539	+\$81	+\$443	+\$28	+\$698
SP42R	SPARTAN, Table, 42 Round	42 x 42 x 30	\$609	+\$148	+\$726	+\$33	+\$968
SP48R	SPARTAN, Table, 48 Round	48 x 48 x 30	\$730	+\$141	+\$853	+\$45	+\$1,104
SP54R	SPARTAN, Table, 54 Round	54 x 54 x 30	\$988	+\$268	+\$1,184	+\$59	+\$1,535
SP60R	SPARTAN, Table, 60 Round	60 x 60 x 30	\$1,214	+\$235	+\$1,157	+\$78	+\$1,483



Square with X-Base
GSA Approved | 71-204

Part Number	Description	D" x W" x H"	Price	EdgeAL	EdgeLO	EdgeV	EdgeWB
SP24S	SPARTAN, Table, 24 Square	24 x 24 x 30	\$369	+\$45	+\$73	+\$15	+\$356
SP30S	SPARTAN, Table, 30 Square	30 x 30 x 30	\$442	+\$65	+\$148	+\$20	+\$476
SP36S	SPARTAN, Table, 36 Square	36 x 36 x 30	\$547	+\$67	+\$226	+\$28	+\$636
SP42S	SPARTAN, Table, 42 Square	42 x 42 x 30	\$609	+\$132	+\$369	+\$33	+\$943
SP48S	SPARTAN, Table, 48 Square	48 x 48 x 30	\$730	+\$197	+\$464	+\$45	+\$1,067



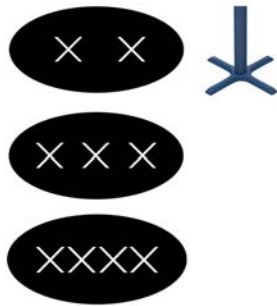
Rectangular with X-Base
GSA Approved | 71-204

Part Number	Description	D" x W" x H"	Price	EdgeAL	EdgeLO	EdgeV	EdgeWB
SP2430RT	SPARTAN, Table, 24 x 30 Rectangle	20 x 30 x 30	\$396	+\$52	+\$112	+\$17	+\$415
SP2436RT	SPARTAN, Table, 24 x 36 Rectangle	24 x 36 x 30	\$438	+\$61	+\$147	+\$20	+\$476
SP2442RT	SPARTAN, Table, 24 x 42 Rectangle	24 x 42 x 30	\$467	+\$94	+\$212	+\$22	+\$533
SP3036RT	SPARTAN, Table, 30 x 36 Rectangle	30 x 36 x 30	\$494	+\$58	+\$176	+\$25	+\$550
SP3042RT	SPARTAN, Table, 30 x 42 Rectangle	30 x 42 x 30	\$519	+\$104	+\$261	+\$25	+\$663
SP3048RT	SPARTAN, Table, 30 x 48 Rectangle	30 x 48 x 30	\$525	+\$89	+\$276	+\$29	+\$708
SP3642RT	SPARTAN, Table, 36 x 42 Rectangle	36 x 42 x 30	\$563	+\$107	+\$309	+\$30	+\$753
SP3660RT	SPARTAN, Table, 36 x 60 Rectangle	36 x 60 x 30	\$862	+\$223	+\$457	+\$39	+\$1,022
SP3672RT	SPARTAN, Table, 36 x 72 Rectangle	36 x 72 x 30	\$982	+\$238	+\$550	+\$46	+\$1,194
SP4248RT	SPARTAN, Table, 42 x 48 Rectangle	42 x 48 x 30	\$696	+\$197	+\$395	+\$41	+\$1,025
SP4260RT	SPARTAN, Table, 42 x 60 Rectangle	42 x 60 x 30	\$845	+\$266	+\$493	+\$51	+\$1,232



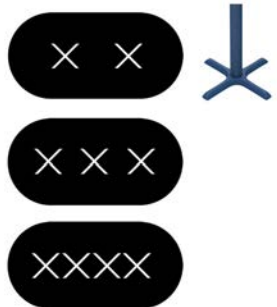
Rectangle with T-Base
GSA Approved | 71-204

Part Number	Description	D" x W" x H"	Price	EdgeAL	EdgeLO	EdgeV	EdgeWB
SP2448RT	SPARTAN, Table, 24 x 48 Rectangle	24 x 48 x 30	\$638	+\$77	+\$219	+\$23	+\$596
SP2460RT	SPARTAN, Table, 24 x 60 Rectangle	24 x 60 x 30	\$700	+\$86	+\$287	+\$28	+\$711
SP2472RT	SPARTAN, Table, 24 x 72 Rectangle	24 x 72 x 30	\$773	+\$171	+\$222	+\$35	+\$814
SP3060RT	SPARTAN, Table, 30 x 60 Rectangle	30 x 60 x 30	\$590	+\$199	+\$370	+\$35	+\$862
SP3072RT	SPARTAN, Table, 30 x 72 Rectangle	30 x 72 x 30	\$666	+\$213	+\$453	+\$39	+\$1,006
SP3648RT	SPARTAN, Table, 36 x 48 Rectangle	36 x 48 x 30	\$604	+\$93	+\$335	+\$33	+\$817



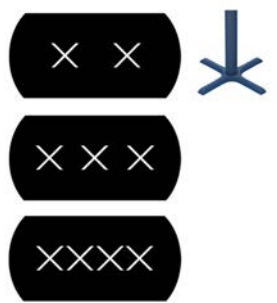
Oval with X-Base
GSA Approved | 71-204

Part Number	Description	D" x W" x H"	Price	EdgeV	EdgeWB
SP36120OV	SPARTAN, Table, 36 x 120 Oval	36 x 120 x 30	\$1,469	+\$86	+\$2,737
SP3672OV	SPARTAN, Table, 36 x 72 Oval	36 x 72 x 30	\$1,039	+\$52	+\$1,714
SP3696OV	SPARTAN, Table, 36 x 96 Oval	36 x 96 x 30	\$1,252	+\$68	+\$2,206
SP48120OV	SPARTAN, Table, 48 x 120 Oval	48 x 120 x 30	\$1,787	+\$113	+\$3,316
SP48144OV	SPARTAN, Table, 48 x 144 Oval	48 x 144 x 30	\$2,263	+\$138	+\$3,920
SP48168OV	SPARTAN, Table, 48 x 168 Oval	48 x 168 x 30	\$2,748	+\$160	+\$4,522
SP48192OV	SPARTAN, Table, 48 x 192 Oval	48 x 192 x 30	\$3,238	+\$183	+\$5,124
SP4896OV	SPARTAN, Table, 48 x 96 Oval	48 x 96 x 30	\$1,502	+\$91	+\$2,702
SP60120OV	SPARTAN, Table, 60 x 120 Oval	60 x 120 x 30	\$2,663	+\$151	+\$3,973
SP60144OV	SPARTAN, Table, 60 x 144 Oval	60 x 144 x 30	\$3,039	+\$178	+\$4,724
SP60168OV	SPARTAN, Table, 60 x 168 Oval	60 x 168 x 30	\$3,692	+\$209	+\$5,455
SP60192OV	SPARTAN, Table, 60 x 192 Oval	60 x 192 x 30	\$4,352	+\$239	+\$6,188
SP6096OV	SPARTAN, Table, 60 x 96 Oval	60 x 96 x 30	\$2,010	+\$119	+\$3,248



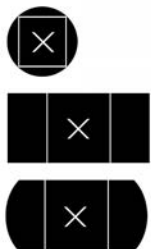
Racetrack with X-Base
GSA Approved | 71-204

Part Number	Description	D" x W" x H"	Price	EdgeLO	EdgeV	EdgeWB
SP36120RTK	SPARTAN, Table, 36 x 120 Racetrack	36 x 120 x 30	\$1,469	+\$1,067	+\$86	+\$1,971
SP3672RTK	SPARTAN, Table, 36 x 72 Racetrack	36 x 72 x 30	\$1,039	+\$712	+\$52	+\$1,609
SP3696RTK	SPARTAN, Table, 36 x 96 Racetrack	36 x 96 x 30	\$1,252	+\$845	+\$68	+\$1,669
SP48120RTK	SPARTAN, Table, 48 x 120 Racetrack	48 x 120 x 30	\$1,787	+\$1,329	+\$113	+\$2,426
SP48144RTK	SPARTAN, Table, 48 x 144 Racetrack	48 x 144 x 30	\$2,263	+\$1,566	+\$138	+\$2,776
SP48168RTK	SPARTAN, Table, 48 x 168 Racetrack	48 x 168 x 30	\$2,748	+\$1,805	+\$160	+\$3,124
SP48192RTK	SPARTAN, Table, 48 x 192 Racetrack	48 x 192 x 30	\$3,031	+\$1,884	+\$184	+\$3,489
SP4896RTK	SPARTAN, Table, 48 x 96 Racetrack	48 x 96 x 30	\$1,502	+\$955	+\$91	+\$2,064
SP60120RTK	SPARTAN, Table, 60 x 120 Racetrack	60 x 120 x 30	\$2,663	+\$1,575	+\$151	+\$2,764
SP60144RTK	SPARTAN, Table, 60 x 144 Racetrack	60 x 144 x 30	\$3,039	+\$1,835	+\$177	+\$3,198
SP60168RTK	SPARTAN, Table, 60 x 168 Racetrack	60 x 168 x 30	\$3,692	+\$2,112	+\$209	+\$3,615
SP60192RTK	SPARTAN, Table, 60 x 192 Racetrack	60 x 192 x 30	\$4,064	+\$2,210	+\$239	+\$4,052
SP6096RTK	SPARTAN, Table, 60 x 96 Racetrack	60 x 96 x 30	\$2,010	+\$1,300	+\$119	+\$2,355



Bowed with X-Base
GSA Approved | 71-204

Part Number	Description	D" x W" x H"	Price	EdgeLO	EdgeV	EdgeWB
SP36120BOW	SPARTAN, Table, 36 x 120 Bowed	36 x 120 x 30	\$1,469	+\$1,067	+\$86	+\$2,222
SP3672BOW	SPARTAN, Table, 36 x 72 Bowed	36 x 72 x 30	\$1,105	+\$712	+\$52	+\$1,548
SP3696BOW	SPARTAN, Table, 36 x 96 Bowed	36 x 96 x 30	\$1,252	+\$845	+\$68	+\$1,695
SP48120BOW	SPARTAN, Table, 48 x 120 Bowed	48 x 120 x 30	\$1,787	+\$1,329	+\$113	+\$2,756
SP48144BOW	SPARTAN, Table, 48 x 144 Bowed	48 x 144 x 30	\$2,263	+\$1,566	+\$138	+\$3,194
SP48168BOW	SPARTAN, Table, 48 x 168 Bowed	48 x 168 x 30	\$2,748	+\$1,805	+\$160	+\$3,631
SP48192BOW	SPARTAN, Table, 48 x 192 Bowed	48 x 192 x 30	\$3,031	+\$1,884	+\$184	+\$4,062
SP4896BOW	SPARTAN, Table, 48 x 96 Bowed	48 x 96 x 30	\$1,502	+\$955	+\$91	+\$2,325
SP60120BOW	SPARTAN, Table, 60 x 120 Bowed	60 x 160 x 30	\$2,663	+\$1,575	+\$151	+\$3,223
SP60144BOW	SPARTAN, Table, 60 x 144 Bowed	60 x 144 x 30	\$3,039	+\$1,835	+\$177	+\$3,744
SP60168BOW	SPARTAN, Table, 60 x 168 Bowed	60 x 168 x 30	\$3,692	+\$2,110	+\$209	+\$4,272
SP60192BOW	SPARTAN, Table, 60 x 192 Bowed	60 x 192 x 30	\$4,064	+\$1,730	+\$239	+\$4,795
SP6096BOW	SPARTAN, Table, 60 x 96 Bowed	60 x 96 x 30	\$2,010	+\$1,300	+\$119	+\$2,704



Square to -Round, -Bowed, -Rectangle w/ X-Base
GSA Approved | 71-204

Part Number	Description	D" x W" x H"	Price	EdgeLO	EdgeWB
SP303042R	SPARTAN, Table, 30 x 30-42 Square to Round	30 x 30 x 30	\$2,459	+\$597	
SP363651R	SPARTAN, Table, 36 x 36-51 Square to Round	36 x 36 x 30	\$2,896	+\$624	
SP363654BOW	SPARTAN, Table, 36 x 36-54 Square to Bowed	36 x 36 x 30	\$1,540	+\$664	+\$1,367
SP363654RT	SPARTAN, Table, 36 x 36-54 Square to Rectangle	36 x 36 x 30	\$1,743	+\$445	+\$1,004
SP424260R	SPARTAN, Table, 42 x 42-60 Square to Round	42 x 42 x 30	\$3,045	+\$721	
SP424262BOW	SPARTAN, Table, 42 x 42-62 Square to Bowed	42 x 42 x 30	\$1,929	+\$749	+\$1,310
SP424262RT	SPARTAN, Table, 42 x 42-62 Square to Rectangle	42 x 42 x 30	\$1,882	+\$529	+\$1,196
SP484868BOW	SPARTAN, Table, 48 x 48-68 Square to Bowed	48 x 48 x 30	\$2,116	+\$894	+\$1,458
SP484868RT	SPARTAN, Table, 48 x 48-68 Square to Rectangle	48 x 48 x 30	\$2,021	+\$674	+\$1,393



Round with X-Base
GSA Approved | 71-204

Standard includes for Zeus Table Series:

- Laminate top with vinyl T edge profile
- Cast iron base, steel column. Finishes: Black Ink or Black Wrinkle, standard.
- Adjustable leveling glides on base
- Tops 144" and longer are made in two pieces
- Shipped ready to assemble

Options available:

- EdgeAL: aluminum edge profiles
- EdgeLO: laminate overlay edge profiles
- EdgeV: vinyl waterfall and bullnose edge profiles
- EdgeWB: wood edge profiles
- See Understanding pages for complete list of edge profile options and accessories
- Additional finishes available at an upcharge.

Part Number	Description	D" x W" x H"	Price	EdgeAL	EdgeLO	EdgeV	EdgeWB
ZE30R	ZEUS, Table, 30 Round	30 x 30 x 30	\$436	+\$77	+\$300	+\$20	+\$607
ZE36R	ZEUS, Table, 36 Round	36 x 36 x 30	\$565	+\$81	+\$443	+\$28	+\$760
ZE42R	ZEUS, Table, 42 Round	42 x 42 x 30	\$651	+\$148	+\$727	+\$36	+\$1,052
ZE48R	ZEUS, Table, 48 Round	48 x 48 x 30	\$744	+\$141	+\$853	+\$46	+\$1,200



Square with X-Base
GSA Approved | 71-204

Part Number	Description	D" x W" x H"	Price	EdgeAL	EdgeLO	EdgeV	EdgeWB
ZE36S	ZEUS, Table, 36 Square	36 x 36 x 30	\$565	+\$67	+\$223	+\$28	+\$695
ZE42S	ZEUS, Table, 42 Square	42 x 42 x 30	\$651	+\$135	+\$370	+\$36	+\$1,023
ZE48S	ZEUS, Table, 48 Square	48 x 48 x 30	\$744	+\$199	+\$464	+\$46	+\$1,161



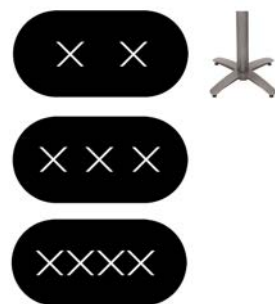
Rectangular with X-Base
GSA Approved | 71-204

Part Number	Description	D" x W" x H"	Price	EdgeAL	EdgeLO	EdgeV	EdgeWB
ZE2436RT	ZEUS, Table, 24 x 36 Rectangle	24 x 36 x 30	\$584	+\$61	+\$144	+\$19	+\$477
ZE2442RT	ZEUS, Table, 24 x 42 Rectangle	24 x 42 x 30	\$613	+\$94	+\$209	+\$23	+\$537
ZE2448RT	ZEUS, Table, 24 x 48 Rectangle	24 x 48 x 30	\$640	+\$75	+\$219	+\$25	+\$598
ZE2460RT	ZEUS, Table, 24 x 60 Rectangle	24 x 60 x 30	\$700	+\$89	+\$289	+\$30	+\$713
ZE3036RT	ZEUS, Table, 30 x 36 Rectangle	30 x 36 x 30	\$683	+\$58	+\$171	+\$25	+\$556
ZE3642RT	ZEUS, Table, 36 x 42 Rectangle	36 x 42 x 30	\$609	+\$107	+\$309	+\$30	+\$755
ZE3648RT	ZEUS, Table, 36 x 48 Rectangle	36 x 48 x 30	\$647	+\$94	+\$337	+\$33	+\$818
ZE3672RT	ZEUS, Table, 36 x 72 Rectangle	36 x 72 x 30	\$970	+\$237	+\$554	+\$46	+\$1,191



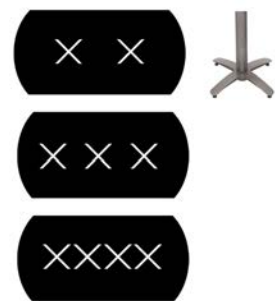
Part Number	Description	D" x W" x H"	Price	EdgeAL	EdgeLO	EdgeV	EdgeWB
ZE2472RT	ZEUS, Table, 24 x 72 Rectangle	24 x 72 x 30	\$775	+\$173	+\$222	+\$35	+\$816
ZE3042RT	ZEUS, Table, 30 x 42 Rectangle	30 x 42 x 30	\$662	+\$74	+\$226	+\$23	+\$637
ZE3048RT	ZEUS, Table, 30 x 48 Rectangle	30 x 48 x 30	\$700	+\$90	+\$271	+\$29	+\$714
ZE3060RT	ZEUS, Table, 30 x 60 Rectangle	30 x 60 x 30	\$768	+\$197	+\$366	+\$35	+\$866
ZE3072RT	ZEUS, Table, 30 x 72 Rectangle	30 x 72 x 30	\$843	+\$215	+\$453	+\$44	+\$1,014

Rectangular with T-Base
GSA Approved | 71-204



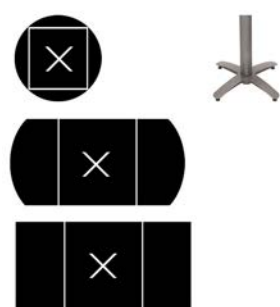
Part Number	Description	D" x W" x H"	Price	EdgeV	EdgeWB
ZE36120RTK	ZEUS, Table, 36 x 120 Racetrack	36 x 120 x 30	\$1,657	+\$86	+\$1,958
ZE3672RTK	ZEUS, Table, 36 x 72 Racetrack	36 x 72 x 30	\$1,024	+\$52	+\$1,406
ZE3696RTK	ZEUS, Table, 36 x 96 Racetrack	36 x 96 x 30	\$1,239	+\$70	+\$1,756
ZE48120RTK	ZEUS, Table, 48 x 120 Racetrack	48 x 120 x 30	\$1,877	+\$113	+\$2,421
ZE48144RTK	ZEUS, Table, 48 x 144 Racetrack	48 x 144 x 30	\$2,398	+\$136	+\$2,766
ZE48168RTK	ZEUS, Table, 48 x 168 Racetrack	48 x 168 x 30	\$2,923	+\$160	+\$3,111
ZE48192RTK	ZEUS, Table, 48 x 192 Racetrack	48 x 192 x 30	\$3,460	+\$181	+\$3,455
ZE4896RTK	ZEUS, Table, 48 x 96 Racetrack	48 x 96 x 30	\$1,589	+\$91	+\$2,056

Racetrack with X-base
GSA Approved | 71-204



Part Number	Description	D" x W" x H"	Price	EdgeV	EdgeWB
ZE36120BOW	ZEUS, Table, 36 x 120 Bowed	36 x 120 x 30	\$1,657	+\$86	+\$1,974
ZE3672BOW	ZEUS, Table, 36 x 72 Bowed	36 x 72 x 30	\$984	+\$52	+\$1,547
ZE3696BOW	ZEUS, Table, 36 x 96 Bowed	36 x 96 x 30	\$885	+\$38	+\$1,997
ZE48120BOW	ZEUS, Table, 48 x 120 Bowed	48 x 120 x 30	\$1,877	+\$113	+\$2,759
ZE48144BOW	ZEUS, Table, 48 x 144 Bowed	48 x 144 x 30	\$2,398	+\$136	+\$3,197
ZE48168BOW	ZEUS, Table, 48 x 168 Bowed	48 x 168 x 30	\$2,923	+\$160	+\$3,632
ZE48192BOW	ZEUS, Table, 48 x 192 Bowed	48 x 192 x 30	\$3,460	+\$181	+\$4,071
ZE4896BOW	ZEUS, Table, 48 x 96 Bowed	48 x 96 x 30	\$1,589	+\$91	+\$2,328

Bowed with Round Base
GSA Approved | 71-204



Part Number	Description	D" x W" x H"	Price
ZE303042R	ZEUS, Table, 30 x 30-42 Square to Round	30 x 30 x 30	\$1,383
ZE363651R	ZEUS, Table, 36 x 36-51 Square to Round	36 x 36 x 30	\$1,695
ZE363656BOW	ZEUS, Table, 36 x 36-56 Square to Bowed	36 x 36 x 30	\$1,455
ZE363656RT	ZEUS, Table 36 x 36-56 Square to Rectangle	36 x 36 x 30	\$1,414

Square to -Round, -Bowed, -Rectangle w/ X-Base
GSA Approved | 71-204



Round table with X-Base
GSA Approved | 71-204
Tip: 48, 54 and 60 Round Tables feature the X-Base with four columns

Standard includes for Apollo Table Series:

- Laminate top with vinyl T edge profile
- Steel base and column: powder coat. See Powder Coat finishes.
- Adjustable leveling glides on base
- Tops 144" and longer are made in two pieces
- Shipped ready to assemble

Options available:


- EdgeAL: aluminum edge profiles
- EdgeLO: laminate overlay edge profiles
- EdgeV: vinyl waterfall and bullnose edge profiles
- EdgeWB: wood edge profiles
- See Understanding pages for complete list of edge profile options and accessories

Part Number	Description	D" x W" x H"	Price	EdgeAL	EdgeLO	EdgeV	EdgeWB
AP24R	APOLLO, Table, 24 Round	24 x 24 x 30	\$501	+\$54	+\$183	+\$16	+\$503
AP30R	APOLLO, Table, 30 Round	30 x 30 x 30	\$575	+\$79	+\$331	+\$21	+\$661
AP36R	APOLLO, Table, 36 Round	36 x 36 x 30	\$694	+\$88	+\$489	+\$30	+\$831
AP42R	APOLLO, Table, 42 Round	42 x 42 x 30	\$824	+\$156	+\$794	+\$36	+\$1,143
AP48R	APOLLO, Table, 48 Round	48 x 48 x 30	\$1,277	+\$149	+\$931	+\$48	+\$1,305
AP54R	APOLLO, Table, 54 Round	54 x 54 x 30	\$1,505	+\$283	+\$1,292	+\$61	+\$1,812
AP60R	APOLLO, Table, 60 Round	60 x 60 x 30	\$1,774	+\$247	+\$1,266	+\$81	+\$1,770



Square with X-Base
GSA Approved | 71-204
Tip: 42 and 48 Square Tables feature the X-Base with four columns

Part Number	Description	D" x W" x H"	Price	EdgeAL	EdgeLO	EdgeV	EdgeWB
AP24S	APOLLO, Table, 24 Square	24 x 24 x 30	\$501	+\$48	+\$86	+\$16	+\$467
AP30S	APOLLO, Table, 30 Square	30 x 30 x 30	\$579	+\$68	+\$168	+\$21	+\$606
AP36S	APOLLO, Table, 36 Square	36 x 36 x 30	\$694	+\$71	+\$254	+\$30	+\$750
AP42S	APOLLO, Table, 42 Square	42 x 42 x 30	\$1,132	+\$140	+\$410	+\$36	+\$1,062
AP48S	APOLLO, Table, 48 Square	48 x 48 x 30	\$1,298	+\$208	+\$514	+\$48	+\$1,184



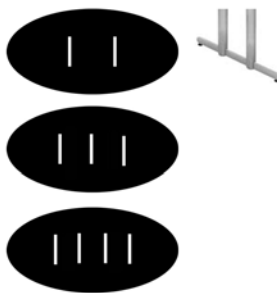
Rectangular with X-base
GSA Approved | 71-204
Tip: 36x48 Rectangular Table features the X-Base with four columns

Part Number	Description	D" x W" x H"	Price	EdgeAL	EdgeLO	EdgeV	EdgeWB
AP2430RT	APOLLO, Table, 24 x 30 Rectangle	24 x 30 x 30	\$535	+\$56	+\$128	+\$18	+\$528
AP2436RT	APOLLO, Table, 24 x 36 Rectangle	24 x 36 x 30	\$569	+\$64	+\$168	+\$21	+\$588
AP2442RT	APOLLO, Table, 24 x 42 Rectangle	24 x 42 x 30	\$602	+\$100	+\$239	+\$24	+\$647
AP2448RT	APOLLO, Table, 24 x 48 Rectangle	24 x 48 x 30	\$559	+\$81	+\$250	+\$25	+\$708
AP3042RT	APOLLO, Table, 30 x 42 Rectangle	30 x 42 x 30	\$662	+\$115	+\$291	+\$28	+\$780
AP3648RT	APOLLO, Table, 36 x 48 Rectangle	36 x 48 x 30	\$1,127	+\$99	+\$373	+\$36	+\$934



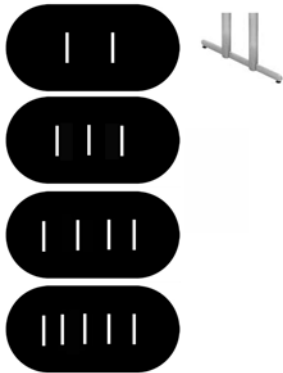
Rectangular with T-Base
GSA Approved | 71-204
Tip: 36x60, 36x72, 36x96, 42x48 and 42x60 Rectangular Tables feature the T-Base with two columns

Part Number	Description	D" x W" x H"	Price	EdgeAL	EdgeLO	EdgeV	EdgeWB
AP2460RT	APOLLO, Table, 24 x 60 Rectangle	24 x 60 x 30	\$845	+\$92	+\$324	+\$31	+\$823
AP2472RT	APOLLO, Table, 24 x 72 Rectangle	24 x 72 x 30	\$940	+\$182	+\$255	+\$38	+\$925
AP3036RT	APOLLO, Table, 30 x 36 Rectangle	30 x 36 x 30	\$782	+\$61	+\$198	+\$25	+\$662
AP3048RT	APOLLO, Table, 30 x 48 Rectangle	30 x 48 x 30	\$853	+\$95	+\$308	+\$31	+\$824
AP3060RT	APOLLO, Table, 30 x 60 Rectangle	30 x 60 x 30	\$932	+\$208	+\$409	+\$36	+\$979
AP3072RT	APOLLO, Table, 30 x 72 Rectangle	30 x 72 x 30	\$1,039	+\$225	+\$500	+\$42	+\$1,125
AP3642RT	APOLLO, Table, 36 x 42 Rectangle	36 x 42 x 30	\$773	+\$114	+\$344	+\$32	+\$870
AP3660RT	APOLLO, Table, 36 x 60 Rectangle	36 x 60 x 30	\$1,294	+\$234	+\$510	+\$42	+\$1,134
AP3672RT	APOLLO, Table, 36 x 72 Rectangle	36 x 72 x 30	\$1,404	+\$251	+\$617	+\$49	+\$1,306
AP3696RT	APOLLO, Table, 36 x 96 Rectangle	36 x 96 x 30	\$1,480		+\$520	+\$54	+\$1,669
AP4248RT	APOLLO, Table, 42 x 48 Rectangle	42 x 48 x 30	\$1,909	+\$210	+\$441	+\$45	+\$1,141
AP4260RT	APOLLO, Table, 42 x 60 Rectangle	42 x 60 x 30	\$1,134	+\$280	+\$549	+\$54	+\$1,350



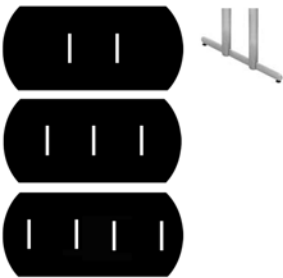
Oval with T-Base
GSA Approved | 71-204

Part Number	Description	D" x W" x H"	Price	EdgeLO	EdgeV	EdgeWB
AP36120OV	APOLLO, Table, 36 x 120 Oval	36 x 120 x 30	\$1,976	+\$1,214	+\$90	+\$3,209
AP3672OV	APOLLO, Table, 36 x 72 Oval	36 x 72 x 30	\$1,471	+\$545	+\$54	+\$2,018
AP3696OV	APOLLO, Table, 36 x 96 Oval	36 x 96 x 30	\$1,724	+\$873	+\$72	+\$2,590
AP48120OV	APOLLO, Table, 48 x 120 Oval	48 x 120 x 30	\$2,425	+\$1,536	+\$121	+\$3,890
AP48144OV	APOLLO, Table, 48 x 144 Oval	48 x 144 x 30	\$3,144	+\$1,782	+\$144	+\$4,608
AP48168OV	APOLLO, Table, 48 x 168 Oval	48 x 168 x 30	\$3,871	+\$2,026	+\$169	+\$5,326
AP48192OV	APOLLO, Table, 48 x 192 Oval	48 x 192 x 30	\$4,208	+\$2,934	+\$193	+\$6,043
AP4896OV	APOLLO, Table, 48 x 96 Oval	48 x 96 x 30	\$2,088	+\$995	+\$96	+\$3,173
AP60120OV	APOLLO, Table, 60 x 120 Oval	60 x 120 x 30	\$2,948	+\$2,004	+\$157	+\$4,697
AP60144OV	APOLLO, Table, 60 x 144 Oval	60 x 144 x 30	\$3,772	+\$2,343	+\$189	+\$5,575
AP60168OV	APOLLO, Table, 60 x 168 Oval	60 x 168 x 30	\$4,603	+\$2,987	+\$221	+\$6,454
AP60192OV	APOLLO, Table, 60 x 192 Oval	60 x 192 x 30	\$5,446	+\$2,772	+\$251	+\$7,333
AP6096OV	APOLLO, Table, 60 x 96 Oval	60 x 96 x 30	\$2,495	+\$1,536	+\$125	+\$3,828



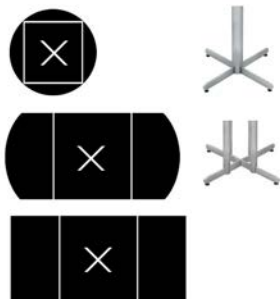
Racetrack with T-Base
GSA Approved | 71-204

Part Number	Description	D" x W" x H"	Price	EdgeLO	EdgeV	EdgeWB
AP36120RTK	APOLLO, Table, 36 x 120 Racetrack	36 x 120 x 30	\$1,976	+\$644	+\$90	+\$2,343
AP3672RTK	APOLLO, Table, 36 x 72 Racetrack	36 x 72 x 30	\$1,471	+\$713	+\$54	+\$1,668
AP3696RTK	APOLLO, Table, 36 x 96 Racetrack	36 x 96 x 30	\$1,724	+\$844	+\$72	+\$1,983
AP48120RTK	APOLLO, Table, 48 x 120 Racetrack	48 x 120 x 30	\$2,425	+\$995	+\$121	+\$2,882
AP48144RTK	APOLLO, Table, 48 x 144 Racetrack	48 x 144 x 30	\$3,144	+\$927	+\$144	+\$3,314
AP48168RTK	APOLLO, Table, 48 x 168 Racetrack	48 x 168 x 30	\$3,871	+\$870	+\$169	+\$3,746
AP48192RTK	APOLLO, Table, 48 x 192 Racetrack	48 x 192 x 30	\$4,607	+\$994	+\$193	+\$4,176
AP4896RTK	APOLLO, Table, 48 x 96 Racetrack	48 x 96 x 30	\$2,088	+\$721	+\$96	+\$2,450
AP60120RTK	APOLLO, Table, 60 x 120 Racetrack	60 x 120 x 30	\$2,948	+\$915	+\$157	+\$3,332
AP60144RTK	APOLLO, Table, 60 x 144 Racetrack	60 x 144 x 30	\$3,772	+\$934	+\$189	+\$3,852
AP60168RTK	APOLLO, Table, 60 x 168 Racetrack	60 x 168 x 30	\$4,603	+\$1,087	+\$221	+\$4,374
AP60192RTK	APOLLO, Table, 60 x 192 Racetrack	60 x 192 x 30	\$5,045	+\$1,242	+\$142	+\$4,896
AP6096RTK	APOLLO, Table, 60 x 96 Racetrack	60 x 96 x 30	\$2,495	+\$621	+\$125	+\$2,820



Bowed with T-Base
GSA Approved | 71-204

Part Number	Description	D" x W" x H"	Price	EdgeLO	EdgeV	EdgeWB
AP36120BOW	APOLLO, Table, 36 x 120 Bowed	36 x 120 x 30	\$2,003	+\$1,044	+\$92	+\$2,343
AP3672BOW	APOLLO, Table, 36 x 72 Bowed	36 x 72 x 30	\$1,471	+\$713	+\$54	+\$1,669
AP3696BOW	APOLLO, Table, 36 x 96 Bowed	36 x 96 x 30	\$1,385	+\$844	+\$42	+\$1,125
AP48120BOW	APOLLO, Table, 48 x 120 Bowed	48 x 120 x 30	\$2,425	+\$1,674	+\$121	+\$2,882
AP48144BOW	APOLLO, Table, 48 x 144 Bowed	48 x 144 x 30	\$3,144	+\$1,090	+\$144	+\$3,314
AP48168BOW	APOLLO, Table, 48 x 168 Bowed	48 x 168 x 30	\$3,871	+\$1,269	+\$169	+\$3,746
AP48192BOW	APOLLO, Table, 48 x 192 Bowed	48 x 192 x 30	\$4,208	+\$1,452	+\$193	+\$4,532
AP4896BOW	APOLLO, Table, 48 x 96 Bowed	48 x 96 x 30	\$2,088	+\$840	+\$96	+\$2,450



Square to -Round, -Bowed, -Rectangle w/ X-Base
GSA Approved | 71-204

Tip: 30 to 42 Square to Round Table features the X-Base with single column

Part Number	Description	D" x W" x H"	Price	EdgeLO	EdgeV	EdgeWB
AP303042R	APOLLO, Table, 30 x 30-42 Square to Round	30 x 30 x 30	\$1,140	+\$933		
AP363651R	APOLLO, Table, 36 x 36-51 Square to Round	36 x 36 x 30	\$2,000	+\$923		
AP363656BOW	APOLLO, Table, 36 x 36-56 Square to Bowed	36 x 36 x 30	\$1,231	+\$743	+\$67	+\$1,809
AP363656RT	APOLLO, Table, 36 x 36-56 Square to Rectangle	36 x 36 x 30	\$1,231	+\$389	+\$67	+\$1,809
AP424260R	APOLLO, Table, 42 x 42-60 Square to Round	42 x 42 x 30	\$2,080	+\$1,033		
AP424262BOW	APOLLO, Table, 42 x 42-62 Square to Bowed	42 x 42 x 30	\$2,169	+\$626	+\$110	+\$1,823
AP424262RT	APOLLO, Table, 42 x 42-62 Square to Rectangle	42 x 42 x 30	\$2,169	+\$392	+\$110	+\$1,823
AP484868BOW	APOLLO, Table, 48 x 48-68 Square to Bowed	48 x 0 x 30	\$2,324	+\$751	+\$121	+\$2,116
AP484868RT	APOLLO, Table, 48 x 48-68 Square to Rectangle	48 x 0 x 30	\$2,324	+\$517	+\$121	+\$2,116



Round with X-Base

GSA Approved | 71-204

Tip: 48, 54 and 60 Round Tables features the X-Base with four columns

Standard includes for Jerome Table Series:

- Laminate top with vinyl T edge profile
- Steel base and column: powder coat. See Powder Coat finishes.
- Adjustable leveling glides on base
- Tops 144" and longer are made in two pieces
- Shipped ready to assemble

Options available:

- EdgeAL: aluminum edge profiles
- EdgeLO: laminate overlay edge profiles
- EdgeV: vinyl waterfall and bullnose edge profiles
- EdgeWB: wood edge profiles
- See Understanding pages for complete list of edge profile options and accessories

Part Number	Description	D" x W" x H"	Price	EdgeAL	EdgeLO	EdgeV	EdgeWB
JE24R	JEROME, Table, 24 Round	24 x 24 x 30	\$582	+\$57	+\$178	+\$15	+\$457
JE30R	JEROME, Table, 30 Round	30 x 30 x 30	\$662	+\$86	+\$334	+\$23	+\$611
JE36R	JEROME, Table, 36 Round	36 x 36 x 30	\$773	+\$91	+\$495	+\$32	+\$769
JE42R	JEROME, Table, 42 Round	42 x 42 x 30	\$943	+\$167	+\$808	+\$39	+\$1,070
JE48R	JEROME, Table, 48 Round	48 x 48 x 30	\$1,361	+\$157	+\$946	+\$49	+\$1,200
JE54R	JEROME, Table, 54 Round	54 x 54 x 30	\$1,612	+\$299	+\$1,316	+\$65	+\$1,683
JE60R	JEROME, Table, 60 Round	60 x 60 x 30	\$1,868	+\$263	+\$1,284	+\$86	+\$1,627




Square with X-Base

GSA Approved | 71-204

Tip: 42 and 48 Square Tables feature the X-Base with four columns

Part Number	Description	D" x W" x H"	Price	EdgeAL	EdgeLO	EdgeV	EdgeWB
JE24S	JEROME, Table, 24 Square	24 x 24 x 30	\$595	+\$49	+\$78	+\$17	+\$382
JE30S	JEROME, Table, 30 Square	30 x 30 x 30	\$662	+\$74	+\$163	+\$23	+\$534
JE36S	JEROME, Table, 36 Square	36 x 36 x 30	\$806	+\$74	+\$250	+\$30	+\$698
JE42S	JEROME, Table, 42 Square	42 x 42 x 30	\$1,224	+\$149	+\$403	+\$39	+\$1,051
JE48S	JEROME, Table, 48 Square	48 x 48 x 30	\$1,414	+\$221	+\$508	+\$49	+\$1,190



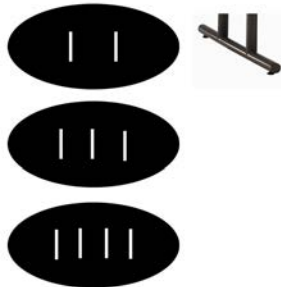
Rectangular with X-Base
GSA Approved | 71-204
Tip: 36x48 Rectangular Table features the X-Base with four columns

Part Number	Description	D" x W" x H"	Price	EdgeAL	EdgeLO	EdgeV	EdgeWB
JE2430RT	JEROME, Table, 24 x 30 Rectangle	24 x 30 x 30	\$626	+\$58	+\$119	+\$17	+\$447
JE2436RT	JEROME, Table, 24 x 36 Rectangle	24 x 36 x 30	\$658	+\$68	+\$163	+\$22	+\$514
JE2442RT	JEROME, Table, 24 x 42 Rectangle	24 x 42 x 30	\$691	+\$104	+\$234	+\$9	+\$580
JE2448RT	JEROME, Table, 24 x 48 Rectangle	24 x 48 x 30	\$700	+\$86	+\$245	+\$26	+\$647
JE3042RT	JEROME, Table, 30 x 42 Rectangle	30 x 42 x 30	\$1,140	+\$120	+\$283	+\$28	+\$740
JE3642RT	JEROME, Table, 36 x 42 Rectangle	36 x 42 x 30	\$948	+\$119	+\$337	+\$35	+\$839
JE3648RT	JEROME, Table, 36 x 48 Rectangle	36 x 48 x 30	\$1,220	+\$104	+\$366	+\$38	+\$910



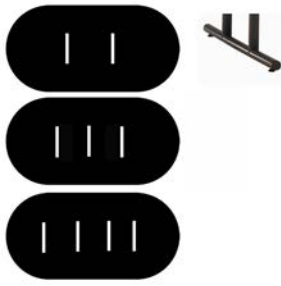
Rectangular with T-Base
GSA Approved | 71-204

Part Number	Description	D" x W" x H"	Price	EdgeAL	EdgeLO	EdgeV	EdgeWB
JE2460RT	JEROME, Table, 24 x 60 Rectangle	24 x 60 x 30	\$1,145	+\$99	+\$316	+\$33	+\$787
JE2472RT	JEROME, Table, 24 x 72 Rectangle	24 x 72 x 30	\$1,226	+\$192	+\$239	+\$39	+\$901
JE3036RT	JEROME, Table, 30 x 36 Rectangle	30 x 36 x 30	\$1,115	+\$65	+\$187	+\$28	+\$611
JE3048RT	JEROME, Table, 30 x 48 Rectangle	30 x 48 x 30	\$1,181	+\$100	+\$299	+\$32	+\$791
JE3060RT	JEROME, Table, 30 x 60 Rectangle	30 x 60 x 30	\$1,258	+\$223	+\$402	+\$39	+\$962
JE3072RT	JEROME, Table, 30 x 72 Rectangle	30 x 72 x 30	\$1,343	+\$239	+\$495	+\$45	+\$1,123
JE3660RT	JEROME, Table, 36 x 60 Rectangle	36 x 60 x 30	\$1,534	+\$248	+\$502	+\$45	+\$1,139
JE3672RT	JEROME, Table, 36 x 72 Rectangle	36 x 72 x 30	\$1,637	+\$266	+\$611	+\$52	+\$1,329
JE3696RT	JEROME, Table, 36 x 96 Rectangle	36 x 96 x 30	\$1,684			+\$58	+\$1,730
JE4248RT	JEROME, Table, 42 x 48 Rectangle	42 x 48 x 30	\$1,617	+\$222	+\$447	+\$46	+\$1,151
JE4260RT	JEROME, Table, 42 x 60 Rectangle	42 x 60 x 30	\$1,709	+\$302	+\$540	+\$151	+\$1,383




Oval with T-Base
GSA Approved | 71-204

Part Number	Description	D" x W" x H"	Price	EdgeV	EdgeWB
JE36120OV	JEROME, Table, 36 x 120 Oval	36 x 120 x 30	\$2,181	+\$96	+\$3,030
JE3672OV	JEROME, Table, 36 x 72 Oval	36 x 72 x 30	\$1,702	+\$57	+\$1,884
JE3696OV	JEROME, Table, 36 x 96 Oval	36 x 96 x 30	\$1,941	+\$75	+\$2,434
JE48120OV	JEROME, Table, 48 x 120 Oval	48 x 120 x 30	\$2,634	+\$128	+\$3,676
JE48144OV	JEROME, Table, 48 x 144 Oval	48 x 144 x 30	\$3,482	+\$154	+\$4,329
JE48168OV	JEROME, Table, 48 x 168 Oval	48 x 168 x 30	\$4,338	+\$180	+\$4,982
JE48192OV	JEROME, Table, 48 x 192 Oval	48 x 192 x 30	\$5,205	+\$205	+\$5,632
JE4896OV	JEROME, Table, 48 x 96 Oval	48 x 96 x 30	\$2,312	+\$102	+\$2,986
JE60120OV	JEROME, Table, 60 x 120 Oval	60 x 120 x 30	\$3,130	+\$167	+\$4,441
JE60144OV	JEROME, Table, 60 x 144 Oval	60 x 144 x 30	\$4,076	+\$202	+\$5,249
JE60168OV	JEROME, Table, 60 x 168 Oval	60 x 168 x 30	\$5,035	+\$234	+\$6,053
JE60192OV	JEROME, Table, 60 x 192 Oval	60 x 192 x 30	\$5,998	+\$267	+\$6,858
JE6096OV	JEROME, Table, 60 x 96 Oval	60 x 96 x 30	\$2,702	+\$132	+\$3,609



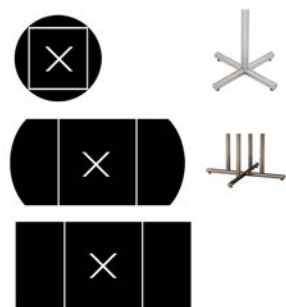
Racetrack with T-Base
GSA Approved | 71-204

Part Number	Description	D" x W" x H"	Price	EdgeV	EdgeWB
JE36120RTK	JEROME, Table, 36 x 120 Racetrack	36 x 120 x 30	\$2,181	+\$96	+\$2,172
JE3672RTK	JEROME, Table, 36 x 72 Racetrack	36 x 72 x 30	\$1,702	+\$57	+\$1,666
JE3696RTK	JEROME, Table, 36 x 96 Racetrack	36 x 96 x 30	\$1,941	+\$75	+\$1,831
JE48120RTK	JEROME, Table, 48 x 120 Racetrack	48 x 120 x 30	\$2,634	+\$128	+\$2,679
JE48144RTK	JEROME, Table, 48 x 144 Racetrack	48 x 144 x 30	\$3,482	+\$154	+\$3,046
JE48168RTK	JEROME, Table, 48 x 168 Racetrack	48 x 168 x 30	\$4,338	+\$180	+\$3,416
JE48192RTK	JEROME, Table, 48 x 192 Racetrack	48 x 192 x 30	\$5,205	+\$205	+\$3,782
JE4896RTK	JEROME, Table, 48 x 96 Racetrack	48 x 96 x 30	\$2,312	+\$102	+\$2,270
JE60120RTK	JEROME, Table, 60 x 120 Racetrack	60 x 120 x 30	\$3,130	+\$167	+\$3,087
JE60144RTK	JEROME, Table, 60 x 144 Racetrack	60 x 144 x 30	\$4,076	+\$202	+\$3,541
JE60168RTK	JEROME, Table, 60 x 168 Racetrack	60 x 168 x 30	\$5,035	+\$234	+\$3,991
JE60192RTK	JEROME, Table, 60 x 192 Racetrack	60 x 192 x 30	\$5,998	+\$267	+\$4,442
JE6096RTK	JEROME, Table, 60 x 96 Racetrack	60 x 96 x 30	\$2,702	+\$132	+\$2,611



Bowed with T-Base
GSA Approved | 71-204

Part Number	Description	D" x W" x H"	Price	EdgeV	EdgeWB
JE36120BOW	JEROME, Table, 36 x 120 Bowed	36 x 120 x 30	\$2,181	+\$96	+\$2,483
JE3672BOW	JEROME, Table, 36 x 72 Bowed	36 x 72 x 30	\$1,702	+\$57	+\$1,728
JE3696BOW	JEROME, Table, 36 x 96 Bowed	36 x 96 x 30	\$1,543	+\$45	+\$2,480
JE48120BOW	JEROME, Table, 48 x 120 Bowed	48 x 120 x 30	\$2,634	+\$128	+\$3,088
JE48144BOW	JEROME, Table, 48 x 144 Bowed	48 x 144 x 30	\$3,482	+\$154	+\$3,584
JE48168BOW	JEROME, Table, 48 x 168 Bowed	48 x 168 x 30	\$4,338	+\$180	+\$4,084
JE48192BOW	JEROME, Table, 48 x 192 Bowed	48 x 192 x 30	\$5,205	+\$205	+\$4,581
JE4896BOW	JEROME, Table, 48 x 96 Bowed	48 x 96 x 30	\$2,312	+\$102	+\$2,587



Square to -Round, -Bowed, -Rectangle w/ T-Base
GSA Approved | 71-204
Tip: 30x30 to 42 Square to Round Table features the X-Base with single column

Part Number	Description	D" x W" x H"	Price	EdgeWB	EdgeV
JE303042R	JEROME, Table, 30 x 30-42 Square to Round	30 x 30 x 30	\$1,217		
JE363651R	JEROME, Table, 36 x 36-51 Square to Round	36 x 36 x 30	\$2,048		
JE363656BOW	JEROME, Table, 36 x 36-56 Square to Bowed	36 x 36 x 30	\$1,922	+\$1,419	
JE363656RT	JEROME, Table, 36 x 36-56 Square to Rectangle	36 x 36 x 30	\$1,302	+\$1,881	+\$71
JE424260R	JEROME, Table, 42 x 42-60 Square to Round	42 x 42 x 30	\$2,122		
JE424262BOW	JEROME, Table, 42 x 42-62 Square to Bowed	42 x 42 x 30	\$1,989	+\$1,650	
JE424262RT	JEROME, Table, 42 x 42-62 Square to Rectangle	42 x 42 x 30	\$2,207	+\$1,273	+\$118
JE484868BOW	JEROME, Table, 48 x 48-68 Square to Bowed	48 x 48 x 30	\$2,055	+\$1,968	
JE484868RT	JEROME, Table, 48 x 48-68 Square to Rectangle	48 x 48 x 30	\$2,390	+\$1,476	+\$128



Round with Round Base
GSA Approved | 71-204

Standard includes for Rambo Table Series:

- Laminate top with vinyl T edge profile
- Steel base and column: powder coat. See Powder Coat finishes.
- Adjustable leveling glides on base
- Tops 144" and longer are made in two pieces
- Shipped ready to assemble

Options available:

- EdgeAL: aluminum edge profiles
- EdgeLO: laminate overlay edge profiles
- EdgeV: vinyl waterfall and bullnose edge profiles
- EdgeWB: wood edge profiles
- See Understanding pages for complete list of edge profile options and accessories

Part Number	Description	D" x W" x H"	Price	EdgeAL	EdgeLO	EdgeV	EdgeWB
RAM24R	RAMBO, Table, 24 Round	24 x 24 x 30	\$710	+\$57	+\$190	+\$17	+\$522
RAM30R	RAMBO, Table, 30 Round	30 x 30 x 30	\$932	+\$82	+\$344	+\$21	+\$686
RAM36R	RAMBO, Table, 36 Round	36 x 36 x 30	\$1,000	+\$90	+\$507	+\$30	+\$862
RAM42R	RAMBO, Table, 42 Round	42 x 42 x 30	\$1,267	+\$162	+\$824	+\$39	+\$1,187
RAM48R	RAMBO, Table, 48 Round	48 x 48 x 30	\$1,783	+\$153	+\$966	+\$49	+\$1,353
RAM54R	RAMBO, Table, 54 Round	54 x 54 x 30	\$2,000	+\$293	+\$1,342	+\$64	+\$1,879
RAM60R	RAMBO, Table, 60 Round	60 x 60 x 30	\$2,277	+\$257	+\$1,314	+\$84	+\$1,838



Square with Square Base
GSA Approved | 71-204

Part Number	Description	D" x W" x H"	Price	EdgeAL	EdgeLO	EdgeV	EdgeWB
RAM24S	RAMBO, Table, 24 Square	24 x 24 x 30	\$710	+\$49	+\$90	+\$17	+\$485
RAM30S	RAMBO, Table, 30 Square	30 x 30 x 30	\$932	+\$71	+\$175	+\$21	+\$628
RAM36S	RAMBO, Table, 36 Square	36 x 36 x 30	\$1,000	+\$72	+\$264	+\$30	+\$777
RAM42S	RAMBO, Table, 42 Square	42 x 42 x 30	\$1,267	+\$146	+\$426	+\$39	+\$1,103
RAM48S	RAMBO, Table, 48 Square	48 x 48 x 30	\$1,417	+\$216	+\$534	+\$49	+\$1,229



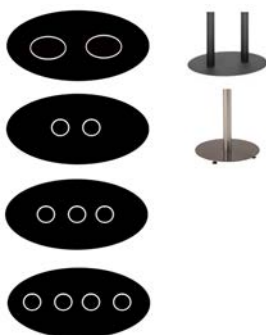
Rectangular with Rectangle Base
GSA Approved | 71-204

Part Number	Description	D" x W" x H"	Price	EdgeAL	EdgeLO	EdgeV	EdgeWB
RAM2430RT	RAMBO, Table, 24 x 30 Rectangle	24 x 30 x 30	\$744	+\$59	+\$132	+\$18	+\$547
RAM2436RT	RAMBO, Table, 24 x 36 Rectangle	24 x 36 x 30	\$779	+\$66	+\$174	+\$21	+\$610
RAM2442RT	RAMBO, Table, 24 x 42 Rectangle	24 x 42 x 30	\$925	+\$103	+\$247	+\$24	+\$671
RAM2448RT	RAMBO, Table, 24 x 48 Rectangle	24 x 48 x 30	\$959	+\$84	+\$259	+\$27	+\$734
RAM3036RT	RAMBO, Table, 30 x 36 Rectangle	30 x 36 x 36	\$849	+\$64	+\$207	+\$27	+\$689
RAM3042RT	RAMBO, Table, 30 x 42 Rectangle	30 x 42 x 30	\$950	+\$117	+\$302	+\$28	+\$809
RAM3048RT	RAMBO, Table, 30 x 48 Rectangle	30 x 48 x 30	\$1,069	+\$97	+\$319	+\$31	+\$856
RAM3642RT	RAMBO, Table, 36 x 42 Rectangle	36 x 42 x 30	\$1,138	+\$118	+\$358	+\$34	+\$902
RAM3648RT	RAMBO, Table, 36 x 48 Rectangle	36 x 48 x 30	\$1,188	+\$103	+\$387	+\$38	+\$968




Rectangular with Square Base
GSA Approved | 71-204

Part Number	Description	D" x W" x H"	Price	EdgeAL	EdgeLO	EdgeV	EdgeWB
RAM2460RT	RAMBO, Table, 24 x 60 Rectangle	24 x 30 x 60	\$1,853	+\$96	+\$337	+\$32	+\$853
RAM2472RT	RAMBO, Table, 24 x 72 Rectangle	24 x 72 x 30	\$1,945	+\$187	+\$264	+\$38	+\$960
RAM3060RT	RAMBO, Table, 30 x 60 Rectangle	30 x 60 x 30	\$1,494	+\$218	+\$424	+\$38	+\$1,017
RAM3072RT	RAMBO, Table, 30 x 72 Rectangle	30 x 72 x 30	\$1,731	+\$233	+\$520	+\$43	+\$1,168
RAM3660RT	RAMBO, Table, 36 x 60 Rectangle	36 x 60 x 30	\$1,307	+\$241	+\$528	+\$43	+\$1,176
RAM3672RT	RAMBO, Table, 36 x 72 Rectangle	36 x 30 x 72	\$1,983	+\$259	+\$640	+\$52	+\$1,356
RAM3696RT	RAMBO, Table, 36 x 96 Rectangle	36 x 96 x 30	\$2,183	+\$225	+\$633	+\$56	+\$1,731
RAM4248RT	RAMBO, Table, 42 x 48 Rectangle	42 x 48 x 30	\$2,048	+\$218	+\$457	+\$46	+\$1,186
RAM4260RT	RAMBO, Table, 42 x 60 Rectangle	42 x 60 x 30	\$2,207				




Oval with Round or Oval Base
GSA Approved | 71-204
Tip: 36x72 Oval Table features the Oval base with two columns

Part Number	Description	D" x W" x H"	Price	EdgeLO	EdgeV	EdgeWB
RAM36120OV	RAMBO, Table, 36 x 120 Oval	36 x 120 x 30	\$2,575	+\$922	+\$95	+\$3,329
RAM3672OV	RAMBO, Table, 36 x 72 Oval	36 x 72 x 30	\$2,053	+\$545	+\$56	+\$2,094
RAM3696OV	RAMBO, Table, 36 x 96 Oval	36 x 96 x 30	\$2,255	+\$873	+\$56	+\$2,486
RAM48120OV	RAMBO, Table, 48 x 120 Oval	48 x 120 x 30	\$3,233	+\$1,580	+\$125	+\$4,037
RAM48144OV	RAMBO, Table, 48 x 144 Oval	48 x 144 x 30	\$4,338	+\$1,955	+\$150	+\$4,782
RAM48168OV	RAMBO, Table, 48 x 168 Oval	48 x 168 x 30	\$4,689	+\$2,675	+\$175	+\$5,526
RAM48192OV	RAMBO, Table, 48 x 192 Oval	48 x 192 x 30	\$4,284		+\$200	+\$6,271
RAM4896OV	RAMBO, Table, 48 x 96 Oval	48 x 96 x 30	\$2,883	+\$1,040	+\$100	+\$3,292
RAM60120OV	RAMBO, Table, 60 x 120 Oval	60 x 120 x 30	\$5,631		+\$164	+\$4,874
RAM60144OV	RAMBO, Table, 60 x 144 Oval	60 x 144 x 30	\$6,089		+\$196	+\$5,787
RAM60168OV	RAMBO, Table, 60 x 168 Oval	60 x 168 x 30	\$6,548		+\$229	+\$6,698
RAM60192OV	RAMBO, Table, 60 x 192 Oval	60 x 192 x 30	\$9,276		+\$262	+\$7,610
RAM6096OV	RAMBO, Table, 60 x 96 Oval	60 x 96 x 30	\$4,042		+\$129	+\$3,972



Racetrack with Round or Oval Base
GSA Approved | 71-204
Tip: 36x72 and 36x96 Racetrack Tables feature the Racetrack Base with two columns

Part Number	Description	D" x W" x H"	Price	EdgeLO	EdgeV	EdgeWB
RAM36120RTK	RAMBO, Table, 36 x 120 Racetrack	36 x 120 x 30	\$2,723	+\$920	+\$93	+\$2,430
RAM3672RTK	RAMBO, Table, 36 x 72 Racetrack	36 x 72 x 30	\$1,488	+\$713	+\$57	+\$1,731
RAM3696RTK	RAMBO, Table, 36 x 96 Racetrack	36 x 96 x 30	\$2,550	+\$845	+\$194	+\$2,022
RAM48120RTK	RAMBO, Table, 48 x 120 Racetrack	48 x 120 x 30	\$3,233	+\$1,057	+\$125	+\$2,991
RAM48144RTK	RAMBO, Table, 48 x 144 Racetrack	48 x 144 x 30	\$4,338	+\$1,264	+\$150	+\$3,438
RAM48168RTK	RAMBO, Table, 48 x 168 Racetrack	48 x 168 x 30	\$5,454	+\$1,817	+\$175	+\$3,886
RAM48192RTK	RAMBO, Table, 48 x 192 Racetrack	48 x 192 x 30	\$4,284	+\$2,034	+\$200	+\$4,336
RAM4896RTK	RAMBO, Table, 48 x 96 Racetrack	48 x 96 x 30	\$2,883	+\$721	+\$100	+\$2,543
RAM60120RTK	RAMBO, Table, 60 x 120 Racetrack	60 x 120 x 30	\$4,508		+\$164	+\$3,458
RAM60144RTK	RAMBO, Table, 60 x 144 Racetrack	60 x 144 x 30	\$6,089		+\$196	+\$3,999
RAM60168RTK	RAMBO, Table, 60 x 168 Racetrack	60 x 168 x 30	\$6,548		+\$229	+\$4,539
RAM60192RTK	RAMBO, Table, 60 x 192 Racetrack	60 x 192 x 30	\$9,276		+\$262	+\$5,082
RAM6096RTK	RAMBO, Table, 60 x 96 Racetrack	60 x 96 x 30	\$4,042		+\$129	+\$2,926




Part Number	Description	D" x W" x H"	Price	EdgeV	EdgeWB	EdgeLO
RAM36120BOW	RAMBO, Table, 36 x 120 Bowed	36 x 120 x 30	\$2,723	+\$93	+\$2,430	
RAM3672BOW	RAMBO, Table, 36 x 72 Bowed	36 x 72 x 30	\$2,198	+\$56	+\$1,731	+\$712
RAM3696BOW	RAMBO, Table, 36 x 96 Bowed	36 x 96 x 30	\$2,025	+\$43	+\$1,168	+\$845
RAM48120BOW	RAMBO, Table, 48 x 120 Bowed	48 x 120 x 30	\$3,233	+\$125	+\$2,991	
RAM48144BOW	RAMBO, Table, 48 x 144 Bowed	48 x 144 x 30	\$4,338	+\$150	+\$3,438	
RAM48168BOW	RAMBO, Table, 48 x 168 Bowed	48 x 168 x 30	\$5,454	+\$175	+\$3,886	
RAM48192BOW	RAMBO, Table, 48 x 192 Bowed	48 x 192 x 30	\$6,577	+\$200	+\$4,334	
RAM4896BOW	RAMBO, Table, 48 x 96 Bowed	48 x 96 x 30	\$2,883	+\$100	+\$2,543	

Bowed with Round Base
GSA Approved | 71-204



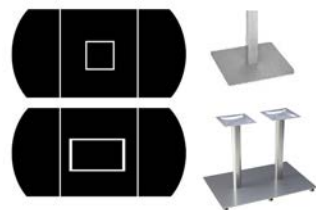
Part Number	Description	D" x W" x H"	Price	EdgeLO
RAM303042R	RAMBO, Table, 30 x 30-42 Square to Round	30 x 30 x 30	\$1,500	+\$1,172
RAM363651R	RAMBO, Table, 36 x 36-51 Square to Round	36 x 36 x 30	\$2,535	+\$1,123
RAM424260R	RAMBO, Table, 42 x 42-60 Square to Round	42 x 42 x 30	\$2,537	+\$1,568

GSA Approved | 71-204



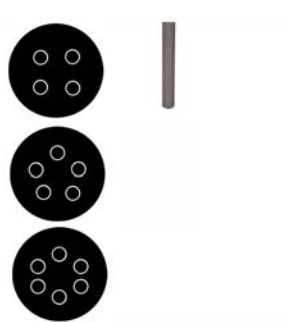
Part Number	Description	D" x W" x H"	Price	EdgeLO	EdgeV	EdgeWB
RAM363656RT	RAMBO, Table, 36 x 36-56 Square to Rectangle	36 x 36 x 30	\$1,630	+\$389	+\$68	+\$1,877
RAM424262RT	RAMBO, Table, 42 x 42-62 Square to Rectangle	42 x 42 x 30	\$2,304	+\$617	+\$115	+\$1,893
RAM484868RT	RAMBO, Table, 48 x 48-68 Square to Rectangle	48 x 48 x 30	\$2,849	+\$1,208	+\$125	+\$2,195

Square to Rectangle with Square or Rectangle Base
GSA Approved | 71-204
Tip: 36x36 to 42 Square to Rectangle Top features
Rectangular Base w/ two columns



Part Number	Description	D" x W" x H"	Price	EdgeLO	EdgeV	EdgeWB
RAM363656BOW	RAMBO, Table, 36 x 36-56 Square to Bowed	36 × 36 × 30	\$1,630	+\$743	+\$68	+\$1,877
RAM424262BOW	RAMBO, Table, 42 x 42-62 Square to Bowed	42 × 42 × 30	\$2,708	+\$1,345	+\$114	+\$1,892
RAM484868BOW	RAMBO, Table, 48 x 48-68 Square to Bowed	48 × 48 × 30	\$2,849	+\$1,548	+\$125	+\$2,195

Square to Bowed with Square or Rectangle Base
GSA Approved | 71-204
Tip: 36x36 to 42 Square to Bowed Top features Rectangular Base w/ two columns



GSA Approved | 71-204

Standard includes for Somerset Table Series:

- Laminate top with vinyl T edge profile
- Steel columns: powder coat. See Powder Coat finishes.
- Adjustable leveling glides on base
- Tops 144" and longer are made in two pieces
- Shipped ready to assemble

Options available:

- EdgeAL: aluminum edge profiles
- EdgeLO: laminate overlay edge profiles
- EdgeV: vinyl waterfall and bullnose edge profiles
- EdgeWB: wood edge profiles
- See Understanding pages for complete list of edge profile options and accessories

Part Number	Description	D" x W" x H"	Price	EdgeAL	EdgeLO	EdgeV	EdgeWB
SOM24R	SOMERSET, Table, 24 Round	24 x 24 x 30	\$348	+\$59	+\$200	+\$17	+\$553
SOM30R	SSOMERSET, Table, 30 Round	30 x 30 x 30	\$428	+\$88	+\$365	+\$23	+\$727
SOM36R	SOMERSET, Table, 36 Round	36 x 36 x 30	\$554	+\$96	+\$538	+\$32	+\$914
SOM42R	SOMERSET, Table, 42 Round	42 x 42 x 30	\$666	+\$172	+\$873	+\$41	+\$1,258
SOM48R	SOMERSET, Table, 48 Round	48 x 48 x 30	\$826	+\$162	+\$1,024	+\$52	+\$1,434
SOM54R	SOMERSET, Table, 54 Round	54 x 54 x 30	\$1,056	+\$311	+\$1,422	+\$68	+\$1,993
SOM60R	SOMERSET, Table, 60 Round	60 x 60 x 30	\$1,349	+\$272	+\$1,393	+\$89	+\$1,947



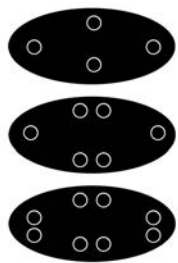
GSA Approved | 71-204

Part Number	Description	D" x W" x H"	Price	EdgeAL	EdgeLO	EdgeV	EdgeWB
SOM24S	SOMERSET, Table, 24 Square	24 x 24 x 30	\$348	+\$52	+\$95	+\$17	+\$513
SOM30S	SOMERSET, Table, 30 Square	30 x 30 x 30	\$428	+\$75	+\$185	+\$23	+\$665
SOM36S	SOMERSET, Table, 36 Square	36 x 36 x 30	\$554	+\$78	+\$280	+\$32	+\$824
SOM42S	SOMERSET, Table, 42 Square	42 x 42 x 30	\$666	+\$156	+\$452	+\$41	+\$1,169
SOM48S	SOMERSET, Table, 48 Square	48 x 48 x 30	\$826	+\$229	+\$565	+\$52	+\$1,302




GSA Approved | 71-204

Part Number	Description	D" x W" x H"	Price	EdgeAL	EdgeLO	EdgeV	EdgeWB
SOM2430RT	SOMERSET, Table, 24 x 30 Rectangle	24 x 30 x 30	\$384	+\$63	+\$142	+\$20	+\$581
SOM2436RT	SOMERSET, Table, 24 x 36 Rectangle	24 x 36 x 30	\$422	+\$70	+\$185	+\$23	+\$646
SOM2442RT	SOMERSET, Table, 24 x 42 Rectangle	24 x 42 x 30	\$458	+\$110	+\$264	+\$25	+\$711
SOM2448RT	SOMERSET, Table, 24 x 48 Rectangle	24 x 48 x 30	\$494	+\$89	+\$275	+\$28	+\$779
SOM2460RT	SOMERSET, Table, 24 x 60 Rectangle	24 x 60 x 30	\$575	+\$100	+\$358	+\$34	+\$905
SOM2472RT	SOMERSET, Table, 24 x 72 Rectangle	24 x 72 x 30	\$672	+\$198	+\$279	+\$41	+\$1,018
SOM3036RT	SOMERSET, Table, 30 x 36 Rectangle	30 x 36 x 30	\$494	+\$68	+\$219	+\$28	+\$729
SOM3042RT	SOMERSET, Table, 30 x 42 Rectangle	30 x 42 x 30	\$525	+\$124	+\$320	+\$30	+\$858
SOM3048RT	SOMERSET, Table, 30 x 48 Rectangle	30 x 48 x 30	\$573	+\$103	+\$338	+\$34	+\$907
SOM3060RT	SOMERSET, Table, 30 x 60 Rectangle	30 x 60 x 30	\$660	+\$230	+\$449	+\$39	+\$1,078
SOM3072RT	SOMERSET, Table, 30 x 72 Rectangle	30 x 72 x 30	\$757	+\$247	+\$550	+\$46	+\$1,237
SOM3642RT	SOMERSET, Table, 36 x 42 Rectangle	36 x 42 x 30	\$609	+\$125	+\$378	+\$36	+\$956
SOM3648RT	SOMERSET, Table, 36 x 48 Rectangle	36 x 48 x 30	\$660	+\$110	+\$412	+\$41	+\$1,028
SOM3660RT	SOMERSET, Table, 36 x 60 Rectangle	36 x 60 x 30	\$748	+\$257	+\$560	+\$46	+\$1,247
SOM3672RT	SOMERSET, Table, 36 x 72 Rectangle	36 x 72 x 30	\$866	+\$276	+\$679	+\$54	+\$1,438
SOM4248RT	SOMERSET, Table, 42 x 48 Rectangle	42 x 48 x 30	\$782	+\$230	+\$484	+\$49	+\$1,256
SOM4260RT	SOMERSET, Table, 42 x 60 Rectangle	42 x 60 x 30	\$950	+\$309	+\$604	+\$61	+\$1,486




GSA Approved | 71-204

Part Number	Description	D" x W" x H"	Price	EdgeV	EdgeWB
SOM36120OV	SOMERSET, Table, 36 x 120 Oval	36 x 120 x 30	\$1,498	+\$99	+\$3,528
SOM3672OV	SOMERSET, Table, 36 x 72 Oval	36 x 72 x 30	\$940	+\$60	+\$2,220
SOM3696OV	SOMERSET, Table, 36 x 96 Oval	36 x 96 x 30	\$1,220	+\$79	+\$2,850
SOM48120OV	SOMERSET, Table, 48 x 120 Oval	48 x 120 x 30	\$1,960	+\$133	+\$4,279
SOM48144OV	SOMERSET, Table, 48 x 144 Oval	48 x 144 x 30	\$2,331	+\$160	+\$5,070
SOM48168OV	SOMERSET, Table, 48 x 168 Oval	48 x 168 x 30	\$2,702	+\$186	+\$5,857
SOM48192OV	SOMERSET, Table, 48 x 192 Oval	48 x 192 x 30	\$3,074	+\$211	+\$6,647
SOM4896OV	SOMERSET, Table, 48 x 96 Oval	48 x 96 x 30	\$1,589	+\$107	+\$3,490
SOM60120OV	SOMERSET, Table, 60 x 120 Oval	60 x 120 x 30	\$2,535	+\$174	+\$5,166
SOM60144OV	SOMERSET, Table, 60 x 144 Oval	60 x 144 x 30	\$3,020	+\$208	+\$6,134
SOM60168OV	SOMERSET, Table, 60 x 168 Oval	60 x 168 x 30	\$3,507	+\$243	+\$7,099
SOM60192OV	SOMERSET, Table, 60 x 192 Oval	60 x 192 x 30	\$3,992	+\$277	+\$8,067
SOM6096OV	SOMERSET, Table, 60 x 96 Oval	60 x 96 x 30	\$2,038	+\$138	+\$4,210



GSA Approved | 71-204

Part Number	Description	D" x W" x H"	Price	EdgeV	EdgeWB
SOM36120RTK	SOMERSET, Table, 36 x 120 Racetrack	36 x 120 x 30	\$1,498	+\$99	+\$2,577
SOM3672RTK	SOMERSET, Table, 36 x 72 Racetrack	36 x 72 x 30	\$940	+\$60	+\$1,835
SOM3696RTK	SOMERSET, Table, 36 x 96 Racetrack	36 x 96 x 30	\$1,220	+\$79	+\$2,181
SOM48120RTK	SOMERSET, Table, 48 x 120 Racetrack	48 x 120 x 30	\$1,960	+\$133	+\$3,170
SOM48144RTK	SOMERSET, Table, 48 x 144 Racetrack	48 x 144 x 30	\$2,438	+\$160	+\$3,646
SOM48168RTK	SOMERSET, Table, 48 x 168 Racetrack	48 x 168 x 30	\$3,361	+\$186	+\$4,120
SOM48192RTK	SOMERSET, Table, 48 x 192 Racetrack	48 x 192 x 30	\$3,732	+\$211	+\$4,595
SOM4896RTK	SOMERSET, Table, 48 x 96 Racetrack	48 x 96 x 30	\$1,589	+\$107	+\$2,696
SOM60120RTK	SOMERSET, Table, 60 x 120 Racetrack	60 x 120 x 30	\$2,645	+\$174	+\$3,664
SOM60144RTK	SOMERSET, Table, 60 x 144 Racetrack	60 x 144 x 30	\$3,680	+\$208	+\$4,239
SOM60168RTK	SOMERSET, Table, 60 x 168 Racetrack	60 x 168 x 30	\$4,167	+\$243	+\$4,812
SOM60192RTK	SOMERSET, Table, 60 x 192 Racetrack	60 x 192 x 30	\$4,653	+\$277	+\$5,387
SOM6096RTK	SOMERSET, Table, 60 x 96 Racetrack	60 x 96 x 30	\$2,147	+\$138	+\$3,101



GSA Approved | 71-204

Part Number	Description	D" x W" x H"	Price	EdgeV	EdgeWB
SOM36120BOW	SOMERSET, Table, 36 x 120 Bowed	36 x 120 x 30	\$1,606	+\$99	+\$2,480
SOM3672BOW	SOMERSET, Table, 36 x 72 Bowed	36 x 72 x 30	\$940	+\$60	+\$1,835
SOM3696BOW	SOMERSET, Table, 36 x 96 Bowed	36 x 96 x 30	\$804	+\$46	+\$1,237
SOM48120BOW	SOMERSET, Table, 48 x 120 Bowed	48 x 120 x 30	\$2,070	+\$133	+\$3,170
SOM48144BOW	SOMERSET, Table, 48 x 144 Bowed	48 x 144 x 30	\$2,586	+\$160	+\$3,646
SOM48168BOW	SOMERSET, Table, 48 x 168 Bowed	48 x 168 x 30	\$2,957	+\$186	+\$4,120
SOM48192BOW	SOMERSET, Table, 48 x 192 Bowed	48 x 192 x 30	\$3,328	+\$211	+\$4,608
SOM4896BOW	SOMERSET, Table, 48 x 96 Bowed	48 x 96 x 30	\$1,697	+\$107	+\$2,696



Torch, Square
GSA Approved | 71-204

Standard includes for Torch Occasional Tables:

- Laminate top with Vinyl T or Waterfall edge
- Metal base: powder coat. See Powder Coat Finishes.
- Shipped ready to assemble

Options available:

- EdgeWB: wood edge profiles

Part Number	Description	D" x W" x H"	Price	EdgeV
TOR202015S	TORCH, Table, 20x20x15	20 × 20 × 15	\$519	
TOR202018S	TORCH, Table, 20x20x18	20 × 20 × 18	\$529	
TOR242415S	TORCH, Table, 24x24x15	24 × 24 × 15	\$565	
TOR242418S	TORCH, Table, 24x24x18	24 × 24 × 18	\$577	
TOR303015S	TORCH, Table, 30x30x15	30 × 30 × 15	\$647	
TOR303018S	TORCH, Table, 30x30x18	30 × 30 × 18	\$660	
TOR303022S	TORCH, Table, 30x30x22	30 × 30 × 22	\$672	



Torch, Rectangular
GSA Approved | 71-204

Part Number	Description	D" x W" x H"	Price	EdgeV
TOR202415RT	TORCH, Table, 20x24x15	20 × 24 × 15	\$631	
TOR202418RT	TORCH, Table, 20x24x18	20 × 24 × 18	\$645	
TOR202422RT	TORCH, Table, 20x24x22	20 × 24 × 22	\$656	
TOR242422S	TORCH, Table, 24x24x22	24 × 24 × 22	\$560	
TOR243015RT	TORCH, Table, 24x30x15	24 × 30 × 15	\$712	
TOR243018RT	TORCH, Table, 24x30x18	24 × 30 × 18	\$723	
TOR243022RT	TORCH, Table, 24x30x22	24 × 30 × 22	\$736	
TOR304815RT	TORCH, Table, 30x48x15	30 × 48 × 15	\$927	
TOR304818RT	TORCH, Table, 30x48x18	30 × 48 × 18	\$938	
TOR304822RT	TORCH, Table, 30x48x22	30 × 48 × 22	\$952	



Walloon
GSA Approved | 71-204

Standard includes for Walloon Occasional Tables:

- Laminate top with vinyl T, Waterfall or Bullnose edge
- Metal base: powder coat. See Powder Coat Finishes.
- Shipped ready to assemble

Options available:

- EdgeAL: aluminum edge profiles
- EdgeWB: wood edge profiles

Part Number	Description	D" x W" x H"	Price	EdgeAL	EdgeV	EdgeWB
WAL2015	WALLOON, Table, 20" Round, 15" High	20 x 20 x 15	\$611	+\$53		+\$129
WAL2018	WALLOON, Table, 20" Round, 18" High	20 x 20 x 18	\$622	+\$53		+\$129
WAL2022	WALLOON, Table, 20" Round, 22" High	20 x 20 x 22	\$636	+\$53		+\$129
WAL2415	WALLOON, Table, 24" Round, 15" High	24 x 24 x 15	\$687	+\$60		+\$144
WAL2418	WALLOON, Table, 24" Round, 18" High	24 x 24 x 18	\$698	+\$60		+\$144
WAL2422	WALLOON, Table, 24" Round, 22" High	24 x 24 x 22	\$712	+\$60		+\$144
WAL3015	WALLOON, Table, 30" Round, 15" High	30 x 30 x 15	\$801	+\$85		+\$257
WAL3018	WALLOON, Table, 30" Round, 18" High	30 x 30 x 18	\$813	+\$86		+\$258
WAL3022	WALLOON, Table, 30" Round, 22" High	30 x 30 x 22	\$824	+\$86		+\$258

How to Specify

Example.	1. Model Number/Size	2. Edge Type/ Color	3. Laminate	4. Powder Coat	5. Optional Accessories
	WAL2015	WC1R	01	Black Wrinkle	N/A

Step 1. Identify the Part Number from the succeeding product price pages.

Step 2. Select the Edge type and color.

note: See Understanding Pages for additional information regarding edge options.
See Surface Materials section for available colors.

Step 3. Identify the Laminate finishes:

88 Latte

50 Chestnut Maple

01 Natural Maple

60 Cocoa Maple

30 Cinnamon Noche Maple

note: Any Wilson Art laminate from the "Standards" Pricing Collection can be selected.

Step 4. Choose Powder Coat Finish for the Metal base.

note: See the Surface Materials section for complete Powder Coat offering.

Step 5. Identify any Optional Accessories to be included.

note: See Understanding Pages for additional information.

surface materials

Choices and more choices. We offer an expansive selection of surface materials with choices that fit just about any style.

Wood Finishes

Custom finishes are also available.

Maple Finishes (M)

- 50** Chestnut on Maple
- 01** Natural on Maple
- 60** Cocoa on Maple
- 30** Cinnamon Noche on Maple

Oak Finishes (K)

- 02** Light on Oak
- 40** Medium on Oak

Veneer on Engineered Core Finishes (V)

- K02** Light on Oak
- K40** Medium on Oak
- M50** Chestnut on Maple
- M01** Natural on Maple
- M60** Cocoa on Maple
- M30** Cinnamon Noche on Maple

Veneer on Plywood Finishes (Y)

- K02** Light on Oak
- K40** Medium on Oak
- M50** Chestnut on Maple
- M01** Natural on Maple
- M60** Cocoa on Maple
- M30** Cinnamon Noche on Maple

Laminate Finishes

- 88** Latte
- 50** Chestnut Maple
- 01** Natural Maple
- 60** Cocoa Maple
- 30** Cinnamon Noche Maple

Seating Finishes

Available on Iris, Series 95, Student Chair & Tango
Latte (Available on Student and Tango chairs, only)
Chestnut Maple
Natural Maple
Cocoa Maple
Cinnamon Noche Maple

Fabric & Custom Finish Options

If our standard surface materials don't offer what you are looking for, we've made it easy to customize a solution

CSM Fabrics

Customer Specified Material. Still looking for the perfect fabric? We've made graded in easy. Simply let your sales representative or Customer Service know what fabric you would like on your furniture and we will grade it in. Pricing will vary depending on the fabric cost. Once fabric is approved, we handle procuring the necessary yardage for your furniture. CSM fabrics are applied across the roll, unless otherwise specified.

COM Fabrics

Customer's Own Material. Contact Customer Service to arrange your own fabric on our lounge and seating products. We can provide you with the yardage that is required and you have fabric shipped directly to one of our manufacturing plants. We ask that a sample be sent to us so we can make sure it will work on our lounge or seating products. Once the fabric has been approved, we will notify you that we can proceed with accepting your fabric and producing your order. For COM pricing, use the Price Grade 1 upgrade. COM fabrics are applied across the roll, unless otherwise specified.

CAL 133

California Technical Bulletin 133. CAL133 is a standard for public buildings or public assembly areas that have areas containing 10 or more pieces of seating. Most of our products can be modified to comply with CAL 133 requirements. Contact Customer Service for pricing and approved CAL133 products.

Custom Finishes

Our standard wood and laminate finishes offer a wide variety, however we offer custom finishes to meet the design needs of our customers. Contact Customer Service to discuss our custom finish capabilities.

Additional information regarding CSM & COM Fabrics

Fabrics are applied across the roll [warp horizontal or railroaded are other commonly used terms] unless otherwise specified. Upholstering furniture across the roll allows no seams on sofa backs, settee backs and other larger pieces. Fabric direction varies on samples from textile companies. We encourage you to contact the textile manufacturer for clarification to ensure your furniture gets upholstered how you intended.

Please note, additional yardage may be required based on fabric repeat, pattern, width of role and upholstery direction. Once fabric is selected, Customer Service can determine if additional yardage will be required.