

Quality products. Dedicated service.

table of contents

Terms and Conditions

- 3** GSA Contract

Room Solutions

- | | |
|---------------------|--|
| 6 Alcove | 90 Essix |
| 17 Avenue | 102 Freedom |
| 27 Cosmo | 114 Medallion |
| 38 Jamestown | 122 MFS MFS Renew |
| 47 Leone | 136 Respond |
| 57 Shaker | 144 RH Series |
| 70 Tahoma | 170 Solo |
| 77 Westwood | 187 Bed Story: Breton, Essix, Gibraltar, Respond, Tool Free and Talon |
| | 201 Mattresses |

Lounge Seating

- | | |
|---------------------|--------------------|
| 207 Baxter | 224 Logan |
| 208 Bluto | 226 Lucy |
| 213 Broadway | 230 Lucy Lu |
| 215 Dana | 231 Olive |
| 217 Emily | 232 Quincy |
| 218 Garbo | 233 Roxy |
| 219 Henley | 234 Sawyer |
| 220 Hudson | 235 Shelby |
| 221 Hugo | 236 Zephyr |
| 223 Libby | |

Chairs

- | | |
|--------------------------|----------------------|
| 243 Carrie | 248 Iris |
| 244 Student Chair | 249 Jamestown |
| 246 Tango | 250 Series 95 |

Tables

- | | |
|--------------------------|--------------------|
| 257 4-Posted | 264 Cascade |
| 258 Baker | 265 Hugo |
| 259 Sherwood | 266 Lucy |
| 261 Trestle | 267 Ross |
| 262 Arts & Crafts | 268 Shaker |
| 263 Bluto | |

Surface Materials

- 269** Surface Materials: Wood finishes, Laminate finishes, Seating Upholstery and Custom Finish information

room solutions

Create great living spaces with flexible furniture and systems that provide all the comfort and convenience of home.

Each of our furniture lines are comprised of separate components designed to work together and create the right space for each individual room—giving you more choices than ever before.



Alcove



Avenue



Breton Bed



Captain's Bed



Cosmo



Essix



Freedom



Gibraltar Bed



Jamestown



Leone



Medallion



MFS



MFS Renew



Respond



RH Series



Shaker



Solo



Talon Shelves



Tool Free Bed



Westwood

Contemporary design and clever features support modern style living.



Features

Bed, Bed Wing Panels, Shelf

Construction

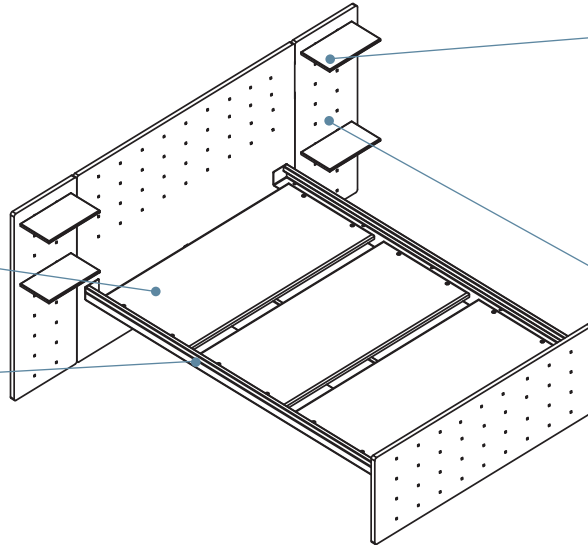
Headboard, footboard and wing panels are 1" hardwood veneer plywood. A fixed pattern of holes provide mounting points for moveable shelves.

Bed deck.

3-piece wood deck is fixed height.

Decorative side rail.

One-piece steel side rails secure to headboard and footboard with metal-to-metal fasteners. Steel side rails is silver powder coat with matching wood trim.



Movable metal shelves.

Can be positioned anywhere along the headboard, footboard and wing panels without any tools. 20" wide shelves can mount on headboard and footboard, only.

Wing panels.

Hinged wing panels attach to headboard to provide more mounting points for movable shelves.

Sizes

Available in twin and full.

Desk and Organizer

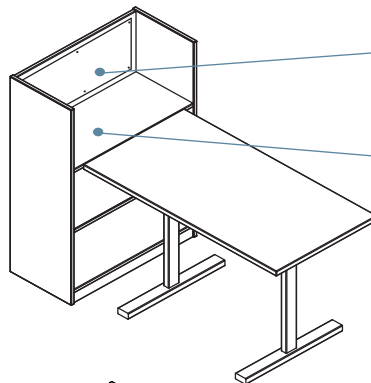
Desk Construction

1" laminate work surface with matching PVC edge band. Steel T-legs in silver powder coat.

Organizer Construction

Glue and dowel assembly

$\frac{3}{4}$ " hardwood veneer plywood with matching PVC edge band.



Optional tack board.

Provides a place to display personal items.

Fixed shelf.

Aligns with height of desk to extend the work surface.

Fixed shelf.

Aligns with height of desk to extend the work surface. The top and bottom shelves are also fixed. All other shelves are adjustable.

Optional tack board.

Provides a place to display personal items.

Features

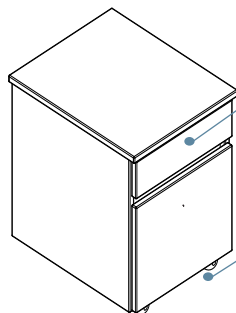
Mobile Pedestal

Construction

Glue and dowel assembly

$\frac{3}{4}$ " hardwood veneer plywood with matching PVC edge band. Laminate top with matching PVC edge band.

Drawers have $\frac{3}{4}$ " veneer plywood removable fronts, $\frac{1}{2}$ " veneer plywood sides and $\frac{1}{4}$ " bottom with waterproof vinyl face; dove-tail joinery; and open $\frac{3}{4}$ of their depth.



Box/File drawers.

Have integral pulls and $\frac{3}{4}$ extension epoxy coated drawer slides.

Casters.

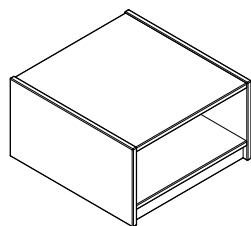
Allow for mobility. Mobile pedestal fits under desk or can be moved wherever storage is needed.

Under Bed Open Box

Construction

Glue and dowel assembly

$\frac{3}{4}$ " hardwood veneer plywood with matching PVC edge band.



Under bed storage

Open storage with closed back keeps items organized. Four tuck under bed.

Stacking Drawers

Construction

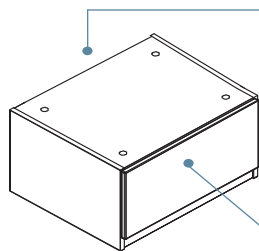
Glue and dowel assembly

$\frac{3}{4}$ " hardwood veneer plywood with matching PVC edge band.

The drawer has $\frac{3}{4}$ " veneer plywood removable front, $\frac{1}{2}$ " veneer plywood sides and $\frac{1}{4}$ " bottom with water-proof vinyl face; dove-tail joinery and open to $\frac{3}{4}$ of its depth.

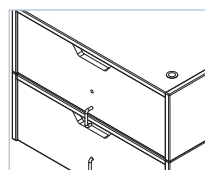
Stack or nest

Can be used side-by-side beneath bed or stacked 5-high.



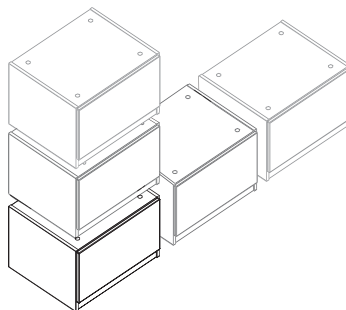
Integrated connector clip.

Located on the back side to link units when stacked.



Drawer.

Has integral pull and $\frac{3}{4}$ extension epoxy coated drawer slides.



Features

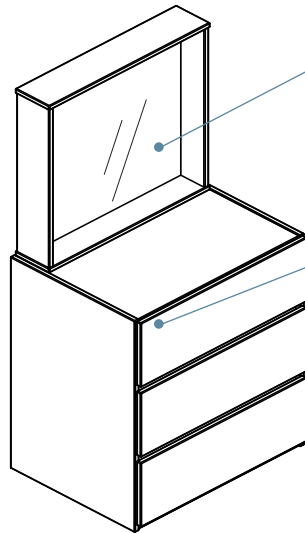
Chest and Mirror

Construction

Glue and dowel assembly

$\frac{3}{4}$ " hardwood veneer plywood with matching PVC edge band. Laminate top with matching PVC edge band.

Drawers have $\frac{3}{4}$ " veneer plywood removable fronts, $\frac{1}{2}$ " veneer plywood sides and $\frac{1}{4}$ " bottom with waterproof vinyl face; dove-tail joinery and open to $\frac{3}{4}$ of their depth.



Mirror.

Constructed of hardwood veneer plywood with matching PVC edge band. Rests on top of 3-drawer chest.

Drawers.

Has integral pull and $\frac{3}{4}$ " extension epoxy coated drawer slides.

Configurations

Available with 3- or 6-drawers.

Wardrobe

Construction

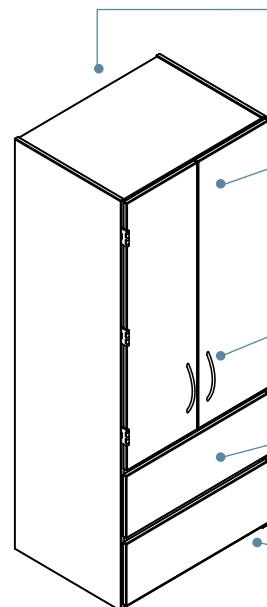
Glue and dowel assembly

$\frac{3}{4}$ " hardwood veneer plywood with matching PVC edge band.

Drawers have $\frac{3}{4}$ " veneer plywood removable fronts, $\frac{1}{2}$ " veneer plywood sides and $\frac{1}{4}$ " bottom with waterproof vinyl face; dove-tail joinery and open to $\frac{3}{4}$ of their depth.

Configurations

Available with 2-doors or 2-doors with 2-drawers.



Grommets.

Three located in back for cable management.

Interior.

Coat rod and coat hook. Two door unit has fixed shelf above coat rod.

Doors.

Feature silver contemporary loop pulls.

Drawers.

Has integral pulls and $\frac{3}{4}$ " extension epoxy coated drawer slides.

Leveler glides.

Four adjustable glides accommodate uneven floors.

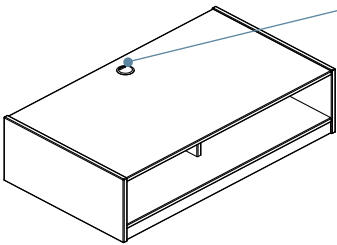
Features

TV Stand

Construction

Glue and dowel assembly

¾" hardwood veneer
plywood with matching
PVC edge band.



Cable management.

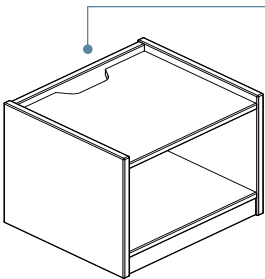
Grommet in top and
cutout in back allow
cables to be neatly
managed.

Nightstand

Construction

Glue and dowel assembly

¾" hardwood veneer
plywood with matching
PVC edge band.



Grommet.

One located in back for
cable management.

Statement of Line



Bed with Wings and Shelves



Desk



Organizer



Wardrobe



Chest and Mirror



Nightstand



Stacking Drawer



TV Stand

Products not shown: Mobile Storage, Under Bed Open Storage

Configurations



How to Specify

Example. 1. Model Number/Size 2. Species and Finish

ALHUTB1430

K02

Step 1. Identify the Part Number from the succeeding product price pages.

Step 2. Select the Species and the Finish:

K Oak

02 Light

40 Medium

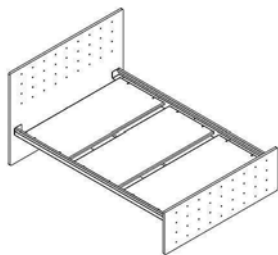
M Maple

01 Natural

42 Cherry

60 Cocoa

76 Mocha



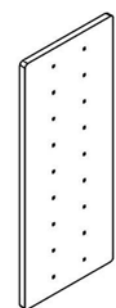
71-204

Tip: mattress sizes- Twin 36x80, Full 54x80

Standard includes:

- Headboard and footboard: veneer plywood
- Decorative side rails: silver metal with wood trim piece
- Species: **K** Oak or **M** Maple
- Deck: 3 piece wood
- Shipped ready to assemble

Part Number	Description	D" x W" x H"	Price
ALBE3E4283-K	ALCOVE, Twin Bed	42 × 83 × 42	\$946
ALBE3E4283-M	ALCOVE, Twin Bed	42 × 83 × 42	\$984
ALBE3R6083-K	ALCOVE, Full Bed	60 × 83 × 42	\$1,428
ALBE3R6083-M	ALCOVE, Full Bed	60 × 83 × 42	\$1,486

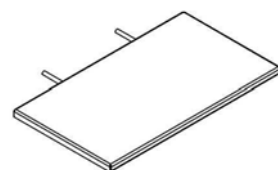


71-204

Standard includes:

- Bed wings: veneer plywood
- Species: **K** Oak or **M** Maple
- Attachment hardware
- Shipped ready to assemble

Part Number	Description	D" x W" x H"	Price
ALSB1X0118-K	ALCOVE, Bed Wings (set of two)	1 × 18 × 42	\$420
ALSB1X0118-M	ALCOVE, Bed Wings (set of two)	1 × 18 × 42	\$438
ALSB2X0118-K	ALCOVE, Bed Wing	1 × 18 × 42	\$210
ALSB2X0118-M	ALCOVE, Bed Wing	1 × 18 × 42	\$220

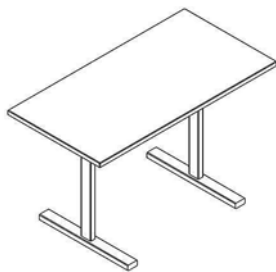


71-204

Standard includes:

- Metal shelf: silver powder coat
- Attachment hardware
- 14" shelf can be used with bed or wings
- 20" shelf can be used with bed, only

Part Number	Description	D" x W" x H"	Price
ALSHTX0814-S	ALCOVE, Shelf	8 × 14 × 1	\$82
ALSHTX0820-S	ALCOVE, Shelf	8 × 20 × 1	\$100



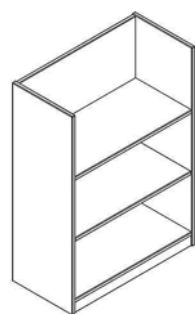
71-204

Tip: desk height aligns with the fixed shelf of organizer to extend work surface.

Standard includes:

- Worksurface: laminate with matching PVC edge band
- T-legs: steel, silver powder coat
- Specify **K** for Oak or **M** for Maple laminates
- Shipped ready to assemble

Part Number	Description	D" x W" x H"	Price
ALDKOL2446-K	ALCOVE, Nesting Desk, Silver leg	24 x 46 x 29	\$682
ALDKOL2446-M	ALCOVE, Nesting Desk, Silver leg	24 x 46 x 29	\$682



71-204

Tip: fixed shelf aligns with height of nesting desk to extend work surface.

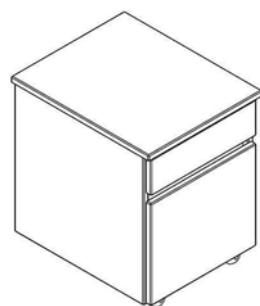
Standard includes:

- Veneer plywood with matching PVC edge band
- Species: **K** Oak or **M** Maple
- Shipped assembled

Options available:

- Tack board at fixed shelf

Part Number	Description	D" x W" x H"	Price	Tack
ALHU1X1430-K	ALCOVE, Organizer	14 x 30 x 42	\$488	+\$50
ALHU1X1430-M	ALCOVE, Organizer	14 x 30 x 42	\$510	+\$50
ALHU2X1430-K	ALCOVE, Tall Organizer	14 x 30 x 72	\$648	+\$50
ALHU2X1430-M	ALCOVE, Tall Organizer	14 x 30 x 72	\$674	+\$50

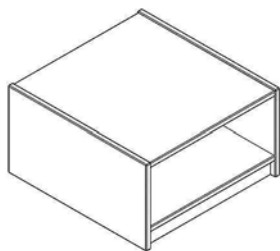


71-204

Standard includes:

- Case: veneer plywood with matching PVC edge band
- Top: laminate with matching PVC edge band
- Species: **K** Oak or **M** Maple
- Box/ File
- Casters- 2 locking, 2 non-locking: black plastic
- 3/4 extension epoxy coated drawer slides
- Integral pulls
- Shipped assembled

Part Number	Description	D" x W" x H"	Price
ALPEM32016-K	ALCOVE, Mobile Pedestal, BF	20 x 16 x 23	\$562
ALPEM32016-M	ALCOVE, Mobile Pedestal, BF	20 x 16 x 23	\$580

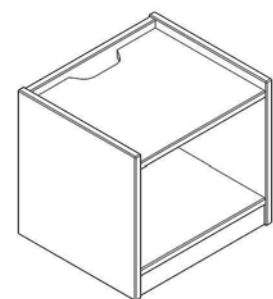


71-204

Standard includes:

- Veneer plywood with matching PVC edge band
- Species: **K** Oak or **M** Maple
- Closed back
- Shipped assembled

Part Number	Description	D" x W" x H"	Price
ALUB1X2221-K	ALCOVE, Under Bed Open Box	22 x 21 x 12	\$262
ALUB1X2221-M	ALCOVE, Under Bed Open Box	22 x 21 x 12	\$278

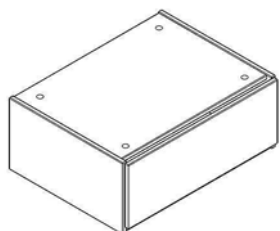


71-204

Standard includes:

- Veneer plywood with matching PVC edge band
- Species: **K** Oak or **M** Maple
- Cable management cutouts
- Fixed open shelf
- Shipped assembled

Part Number	Description	D" x W" x H"	Price
ALNSND1217-K	ALCOVE, Nightstand	12 x 17 x 18	\$274
ALNSND1217-M	ALCOVE, Nightstand	12 x 17 x 18	\$288

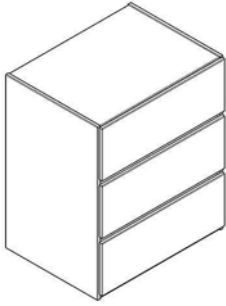


71-204

Standard includes:

- Veneer plywood with matching PVC edge band
- Species: **K** Oak or **M** Maple
- 3/4 extension epoxy coated drawer slides
- Integral pull
- Integrated safety connector clip at rear
- Nest or stack 5-high
- Shipped assembled

Part Number	Description	D" x W" x H"	Price
ALSD1D2230-K	ALCOVE, Single Drawer Stacker	22 x 30 x 12	\$378
ALSD1D2230-M	ALCOVE, Single Drawer Stacker	22 x 30 x 12	\$394

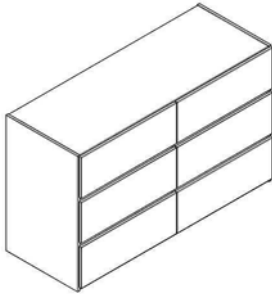


71-204

Standard includes:

- Veneer plywood with matching PVC edge band
- Species: **K** Oak or **M** Maple
- Three equal sized drawers with 3/4 extension epoxy coated drawer slides
- Integral pulls
- Shipped assembled

Part Number	Description	D" x W" x H"	Price
ALDR3X2230-K	ALCOVE, Chest, 3-Drawer	22 x 30 x 36	\$990
ALDR3X2230-M	ALCOVE, Chest, 3-Drawer	22 x 30 x 36	\$1,010



71-204

Standard includes:

- Veneer plywood with matching PVC edge band
- Species: **K** Oak or **M** Maple
- Six equal sized drawers with 3/4 extension epoxy coated drawer slides
- Integral pulls
- Shipped assembled

Part Number	Description	D" x W" x H"	Price
ALDR6X2260-K	ALCOVE, Chest, 6-Drawer	22 x 60 x 36	\$1,782
ALDR6X2260-M	ALCOVE, Chest, 6-Drawer	22 x 60 x 36	\$1,854

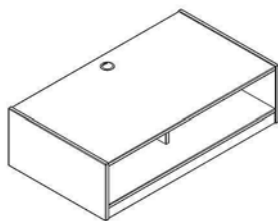


71-204

Standard includes:

- Veneer plywood with matching PVC edge band
- Coat rod: chrome
- Coat hook on inside of door
- Fixed shelf above rod on full door unit, only
- Drawers, if specified: 3/4 extension epoxy coated slides, integral pulls
- Contemporary loop pulls on doors: silver
- Cable management grommet in back panel
- Shipped assembled

Part Number	Description	D" x W" x H"	Price
ALWD22230-K	ALCOVE, Wardrobe, 2 Door, 2-Drawer	22 x 30 x 72	\$1,352
ALWD22230-M	ALCOVE, Wardrobe, 2 Door, 2-Drawer	22 x 30 x 72	\$1,402
ALWD2D2230-K	ALCOVE, Wardrobe, 2 Door	22 x 30 x 72	\$1,194
ALWD2D2230-M	ALCOVE, Wardrobe, 2 Door	22 x 30 x 72	\$1,244

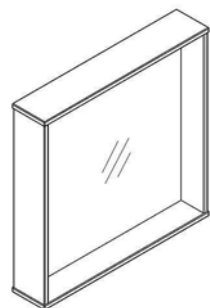


71-204

Standard includes:

- Veneer plywood with matching PVC edge band
- Species: **K** Oak or **M** Maple
- Center support for heavy equipment
- Cable management cutout in top and back
- Shipped assembled

Part Number	Description	D" x W" x H"	Price
ALTV1V2242-K	ALCOVE, TV Stand	22 x 42 x 12	\$526
ALTV1V2242-M	ALCOVE, TV Stand	22 x 42 x 12	\$542



71-204

Standard includes:

- Veneer plywood with matching PVC edge band
- Species: **K** Oak or **M** Maple
- Rests on 3-Drawer chest
- Shipped assembled

Part Number	Description	D" x W" x H"	Price
ALMR1X0630-K	ALCOVE, Mirror	6 x 30 x 30	\$170
ALMR1X0630-M	ALCOVE, Mirror	6 x 30 x 30	\$178

Elegant. Appealing. Reminiscent of the art deco era of the 1930's. Avenue is an elegant solution of rich wood tones, upholstery and nickel pulls.



Features

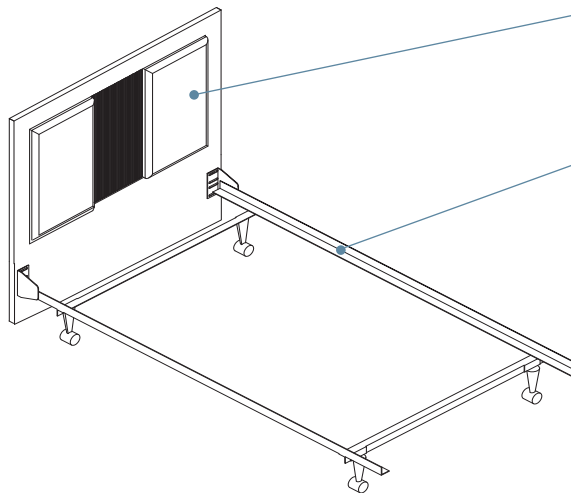
Bed

Construction

Headboard is veneer over engineered wood core with solid hardwood accents and upholstery accent panels.

Sizes

Available in king, queen, full and twin.



Upholstery accent.

Creates a comfortable spot for relaxing and offers a customized look.

Metal frame.

Attaches to headboard. Four casters for mobility.

Nightstand

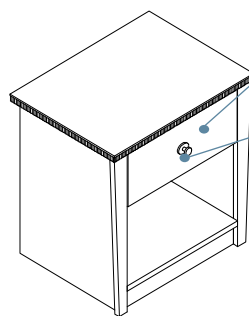
Construction

Glue and dowel assembly combined with mortise and tenon joinery.

3/4" engineered wood core with hardwood veneer sides, matching wood edge band, and solid hardwood accents. Back panel is 1/4" engineered wood core. Back panel is fully captured and recessed 1 1/2" to accommodate cords and plugs. Laminate top with profiled, solid hardwood edges.

Drawer fronts are 3/4" hardwood veneer panels with engineered wood core.

Drawer boxes are 1/2" engineered wood core or solid lumber sides, 1/4" bottom with a vinyl waterproof face, dove-tail joinery.



Drawers.

Have 3/4 extension epoxy coated slides.

Pulls.

Decorative nickel pulls.

Configurations

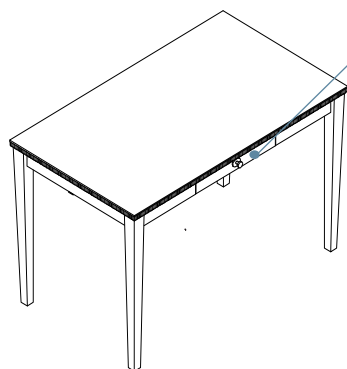
Available with 1-, 2-, or 3-drawers.

Features

Desk

Construction

1" laminate work surface with profiled, solid hardwood edges. Solid hardwood legs.



Optional pencil drawer.

Keeps supplies organized and within reach.
Decorative nickel pull.

Chest

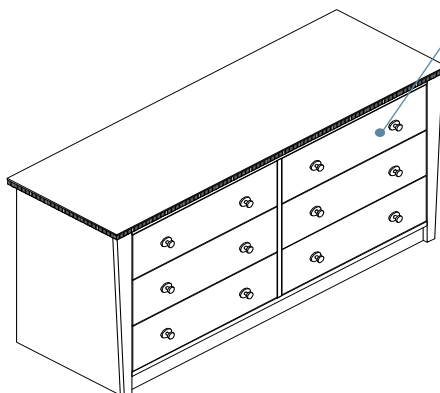
Construction

Glue and dowel assembly combined with mortise and tenon joinery.

$\frac{3}{4}$ " engineered wood core with hardwood veneer sides, matching wood edge band, and solid hardwood accents. Back panel is $\frac{1}{4}$ " engineered wood core. Back panel is fully captured and recessed $1\frac{1}{2}$ " to accommodate cords and plugs. Laminate top with profiled, solid hardwood edges.

Drawer fronts are $\frac{3}{4}$ " hardwood veneer panels with engineered wood core.

Drawer boxes are $\frac{1}{2}$ " engineered wood core or solid lumber sides, $\frac{1}{4}$ " bottom with a vinyl



Drawers.

Have decorative nickel pulls and $\frac{3}{4}$ " extension epoxy coated slides.

Configurations

Available in 3- or 6-drawer units.

Features

TV Chest

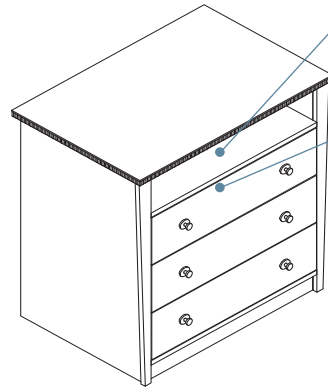
Construction

Glue and dowel assembly combined with mortise and tenon joinery.

$\frac{3}{4}$ " engineered wood core with hardwood veneer sides, matching wood edge band, and solid hardwood accents. Back panel is $\frac{1}{4}$ " engineered wood core. Back panel is fully captured and recessed $1\frac{1}{2}$ " to accommodate cords and plugs. Laminate top with profiled, solid hardwood edges.

Drawer fronts are $\frac{3}{4}$ " hardwood veneer panels with engineered wood core.

Drawer boxes are $\frac{1}{2}$ " engineered wood core or solid lumber sides, $\frac{1}{4}$ " bottom with a vinyl waterproof face, dove-tail joinery.



Open shelf.

Full width shelf has cable management grommet in back.

Drawers.

Have decorative nickel pulls and $\frac{3}{4}$ " extension epoxy coated slides.

Bar Cabinet

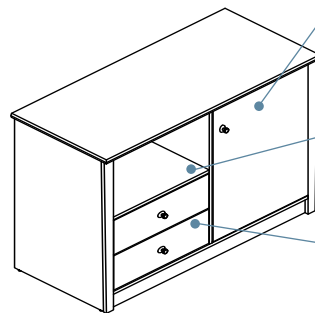
Construction

Glue and dowel assembly combined with mortise and tenon joinery.

$\frac{3}{4}$ " engineered wood core with hardwood veneer sides, matching wood edge band, and solid hardwood accents. Back panel is $\frac{1}{4}$ " engineered wood core. Back panel is fully captured and recessed $1\frac{1}{2}$ " to accommodate cords and plugs. Laminate top with profiled, solid hardwood edges.

Drawer fronts are $\frac{3}{4}$ " hardwood veneer panels with engineered wood core.

Drawer boxes are $\frac{1}{2}$ " engineered wood core or solid lumber sides, $\frac{1}{4}$ " bottom with a vinyl waterproof face, dove-tail joinery.



Door.

Has a decorative nickel pull. Storage area behind door is open with grommet in back for cable management.

Open shelf.

Has grommet located in back for cable management.

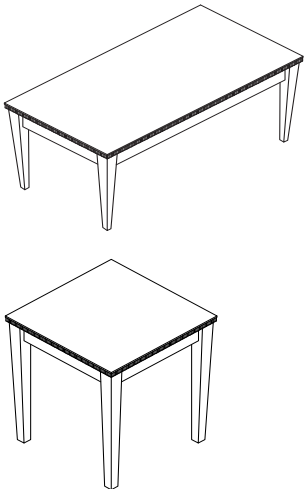
Drawers.

Have decorative nickel pulls and $\frac{3}{4}$ " extension epoxy coated slides.

Features

Tables

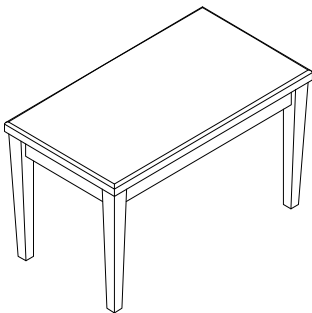
Construction
1" laminate work surface with profiled, solid hardwood edges. Solid hardwood legs.



Choices
Collection includes a dining table and matching end and coffee tables.

Luggage Bench

Construction
Upholstered top with solid hardwood legs.



Statement of Line



Bed



Desk



TV Chest



Bar Cabinet



Six Drawer Chest



Nightstand



Mirror

Product not shown: Tables, Luggage Bench, Three Drawer Chest

Configurations



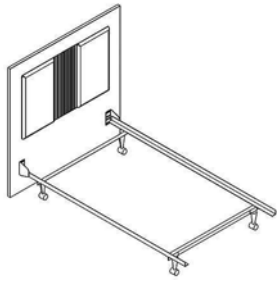
How to Specify

Example.	1. Model Number/Size	2. Species	3. Finish
	AVDEAA2848	M	01

Step 1. Identify the Part Number from the succeeding product price pages.

Step 2. Select the Species:
M Maple

Step 3. Choose the Finish:
01 Natural
42 Cherry
60 Cocoa
76 Mocha



71-204

Tip: mattress sizes- Twin 36x80, Full 54x80, Queen 60x80, King 78x80. Requires Box Spring.

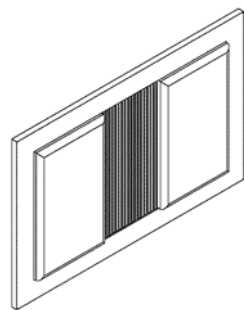
Standard includes:

- Headboard: veneer over engineered wood core with solid hardwood accents: Maple
- Upholstery accent: base grade fabric
- Metal bed frame
- Shipped ready to assemble

Options available:

- Please call for pricing on Price Grade 4 fabrics and above

Part Number	Description	D" x W" x H"	Price	Grade1	Grade2	Grade3
AVBEM13885+M	AVENUE, Bed, Twin, w/Headboard, Metal Frame	38 x 72 x 36	\$810	+\$18	+\$36	+\$54
AVBEM15985+M	AVENUE, Bed, Full, w/Headboard, Metal Frame	59 x 72 x 36	\$877	+\$18	+\$36	+\$54
AVBEM16285+M	AVENUE, Bed, Queen, w/Headboard, Metal Frame	62 x 72 x 36	\$950	+\$18	+\$36	+\$54
AVBEM18085+M	AVENUE, Bed, King, w/Headboard, Metal Frame	80 x 72 x 36	\$1,057	+\$18	+\$36	+\$54



71-204

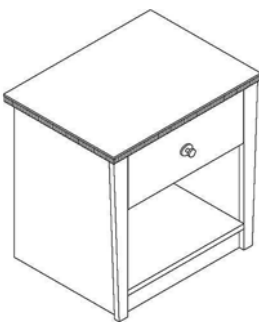
Standard includes:

- Headboard: veneer over engineered wood core with solid hardwood accents: Maple
- Upholstery accent: base grade fabric
- Mounts on wall

Options available:

- Please call for pricing on Price Grade 4 fabrics and above

Part Number	Description	D" x W" x H"	Price
AVHBUX0338+M	AVENUE, Twin Headboard, Upholstered	3 x 38 x 36	\$680
AVHBUX0359+M	AVENUE, Full Headboard, Upholstered	3 x 59 x 36	\$743
AVHBUX0362+M	AVENUE, Queen Headboard, Upholstered	3 x 62 x 36	\$787
AVHBUX0380+M	AVENUE, King Headboard, Upholstered	3 x 80 x 36	\$858



71-204

Standard includes:

- Case: veneer over engineered wood core with solid hardwood accents: Maple
- Top: laminate with profiled, wood edges
- 3/4 extension epoxy coated drawer slides
- Nickel pulls
- Shipped assembled

Part Number	Description	D" x W" x H"	Price
AVNS1D1824-M	AVENUE, Nightstand, 1-Drawer	18 x 24 x 24	\$540
AVNS2D1824-M	AVENUE, Nightstand, 2-Drawer	18 x 24 x 24	\$601
AVNS3D1824-M	AVENUE, Nightstand, 3-Drawer	18 x 24 x 24	\$662

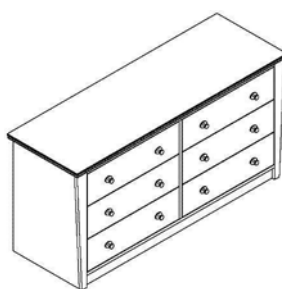


71-204

Standard includes:

- Solid hardwood legs: Maple
- Worksurface: laminate with profiled, wood edges
- Nickel pull on pencil drawer, if specified
- Shipped assembled

Part Number	Description	D" x W" x H"	Price
AVDEAA2848-M	AVENUE, Desk, Open Leg	28 x 48 x 30	\$672
AVDEAC2848-M	AVENUE, Desk, Open Leg, Pencil Drawer	28 x 48 x 30	\$785



71-204

Standard includes:

- Case: veneer plywood over engineered wood core with solid hardwood accents: Maple
- Top: laminate with profiled, wood edges
- Six drawers with 3/4 extension epoxy coated slides
- Nickel pulls
- Shipped assembled

Part Number	Description	D" x W" x H"	Price
AVDR3X2436-M	AVENUE, Chest, 3-Drawer	24 x 36 x 30	\$957
AVDR6X2060-M	AVENUE, Chest, 6-Drawer	20 x 60 x 30	\$1,600



71-204

Standard includes:

- Case: veneer over engineered wood core with solid hardwood accents: Maple
- Top: laminate with profiled, wood edges
- Open shelf with cable management grommet in back
- Three drawers with 3/4 extension epoxy coated slides
- Nickel pulls
- Shipped assembled

Part Number	Description	D" x W" x H"	Price
AVTVT32436-M	AVENUE, TV Chest, 3-Drawer, DVD Shelf	24 x 36 x 36	\$1,192

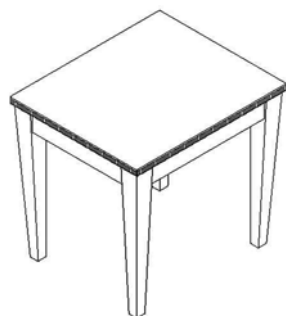


71-204

Standard includes:

- Case: veneer over engineered wood core with solid hardwood accents: Maple
- Top: laminate with profiled, wood edges
- Open storage behind door with cable management grommet in back
- Open shelf with cable management grommet in back
- Two drawers with 3/4 extension epoxy coated slides
- Nickel pulls
- Shipped assembled

Part Number	Description	D" x W" x H"	Price
AVMF1X2454-M	AVENUE, Bar Cabinet	24 x 54 x 40	\$1,145

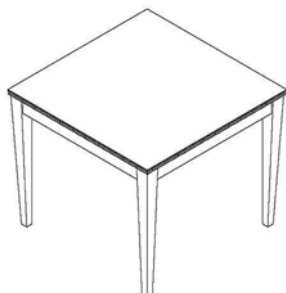


71-204

Standard includes:

- Solid hardwood legs: Maple
- Top: laminate with profiled, wood edges
- Shipped assembled

Part Number	Description	D" x W" x H"	Price
AVTBCX2242-M	AVENUE, Coffee Table	22 x 42 x 18	\$445
AVTBEX2226-M	AVENUE, End Table	22 x 26 x 24	\$550

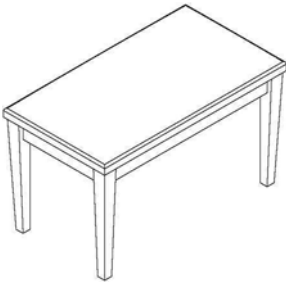


71-204

Standard includes:

- Solid hardwood legs: Maple
- Top: laminate with profiled, wood edges
- Shipped assembled

Part Number	Description	D" x W" x H"	Price
AVTBDX3636-M	AVENUE, Table, Dining , 36 Square	36 x 36 x 30	\$672



71-204

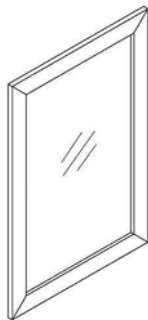
Standard includes:

- Solid hardwood legs: Maple
- Upholstered cushion: base grade fabric
- Shipped assembled

Options available:

- Please call for pricing on Price Grade 4 fabric and above

Part Number	Description	D" x W" x H"	Price	Grade1	Grade2	Grade3
AVBC1X2036+M	AVENUE, Luggage Bench, Upholstered Top	20 x 36 x 20	\$552	+\$18	+\$36	+\$54



71-204

Standard includes:

- Solid hardwood frame: Maple
- Wall mounting hardware
- Shipped assembled

Part Number	Description	D" x W" x H"	Price
AVMR1X124-M	AVENUE, Mirror W/Frame	1 x 24 x 36	\$259

Creative and Crisp. Cosmo makes a rich, classic statement with clean lines and hardware accents.



Features

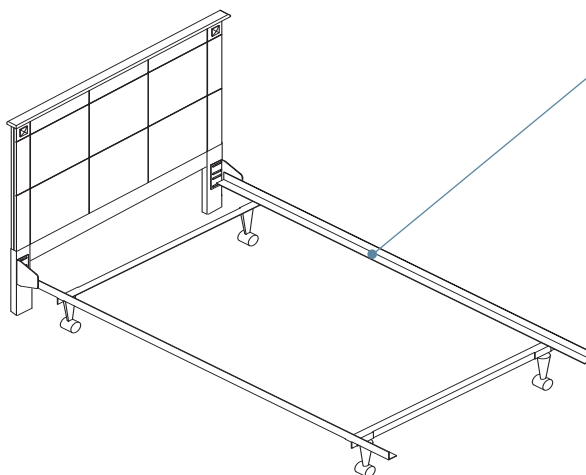
Bed

Construction

Headboard is veneer over engineered core wood with solid hardwood and metal accents.

Sizes

Available in king, queen, full and twin.



Metal frame.

Attaches to headboard. Four casters for mobility.

Nightstand

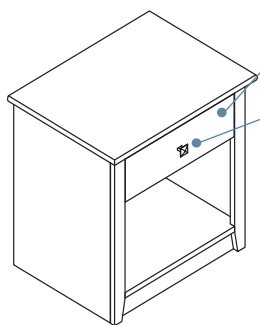
Construction

Glue and dowel assembly combined with mortise and tenon joinery.

$\frac{3}{4}$ " engineered wood core with hardwood veneer sides, matching wood edge band, and solid hardwood accents. Back panel is $\frac{1}{4}$ " engineered wood core. Back panel is fully captured and are recessed $1\frac{1}{2}$ " to accommodate cords and plugs. Laminate top with profiled, solid hardwood edges.

Drawer fronts are $\frac{3}{4}$ " hardwood veneer panels with engineered wood core and wood edge band.

Drawer boxes are $\frac{1}{2}$ " engineered wood core or solid lumber sides, $\frac{1}{4}$ " bottom with a vinyl waterproof face, dovetail joinery.



Drawers.

Have $\frac{3}{4}$ " extension epoxy coated slides.

Pulls.

Decorative, square nickel pulls.

Configurations

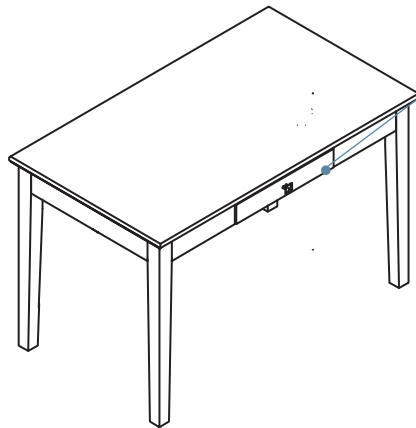
Available with 1-, 2-, or 3-drawers.

Features

Desk

Construction

1" laminate work surface with profiled, solid hardwood edges. Solid hardwood legs.



Optional pencil drawer.

Keeps supplies organized and within reach. Square nickel pull.

Chest

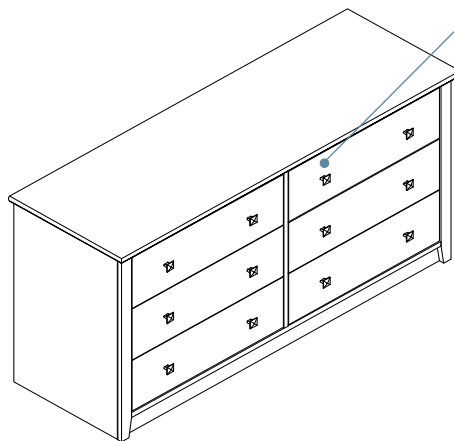
Construction

Glue and dowel assembly combined with mortise and tenon joinery.

$\frac{3}{4}$ " engineered wood core with hardwood veneer sides, matching wood edge band, and solid hardwood accents. Back panel is $\frac{1}{4}$ " engineered wood core. Back panel is fully captured and are recessed $1\frac{1}{2}$ " to accommodate cords and plugs. Laminate top with profiled, solid hardwood edges.

Drawer fronts are $\frac{3}{4}$ " hardwood veneer panels with engineered wood core and wood edge band.

Drawer boxes are $\frac{1}{2}$ " engineered wood core or solid lumber sides, $\frac{1}{4}$ " bottom with a vinyl waterproof face, dove-tail joinery.



Drawers.

Have decorative, square nickel pulls and $\frac{3}{4}$ " extension epoxy coated slides.

Configurations

Available in 3- or 6-drawer units.

Features

TV Chest

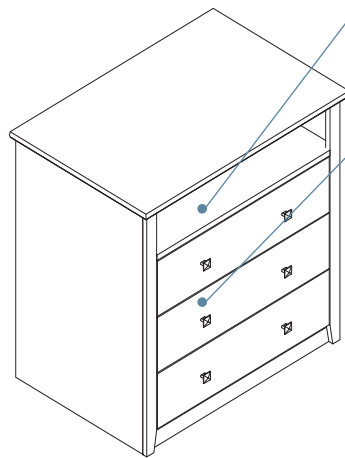
Construction

Glue and dowel assembly combined with mortise and tenon joinery.

$\frac{3}{4}$ " engineered wood core with hardwood veneer sides, matching wood edge band, and solid hardwood accents. Back panel is $\frac{1}{4}$ " engineered wood core. Back panel is fully captured and are recessed $1\frac{1}{2}$ " to accommodate cords and plugs. Laminate top with profiled, solid hardwood edges.

Drawer fronts are $\frac{3}{4}$ " hardwood veneer panels with engineered wood core and wood edge band.

Drawer boxes are $\frac{1}{2}$ " engineered wood core or solid lumber sides, $\frac{1}{4}$ " bottom with a vinyl waterproof face, dovetail joinery.



Open shelf.

Full width shelf has cable management grommet in back.

Drawers.

Have decorative, square nickel pulls and $\frac{3}{4}$ " extension epoxy coated slides.

Features

Bar Cabinet

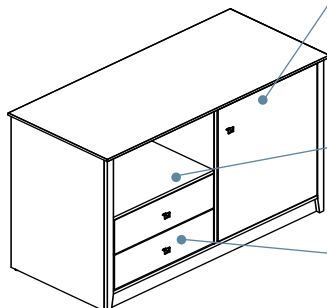
Construction

Glue and dowel assembly combined with mortise and tenon joinery.

$\frac{3}{4}$ " engineered wood core with hardwood veneer sides, matching wood edge band, and solid hardwood accents. Back panel is $\frac{1}{4}$ " engineered wood core. Back panel is fully captured and are recessed 1 $\frac{1}{2}$ " to accommodate cords and plugs. Laminate top with profiled, solid hardwood edges.

Drawer fronts are $\frac{3}{4}$ " hardwood veneer panels with engineered wood core and wood edge band.

Drawer boxes are $\frac{1}{2}$ " engineered wood core or solid lumber sides, $\frac{1}{4}$ " bottom with a vinyl waterproof face, dove-tail joinery.



Door.

Has a decorative, square nickel pull. Storage area behind door is open with grommet in back for cable management

Open shelf.

Has grommet located in back for cable management.

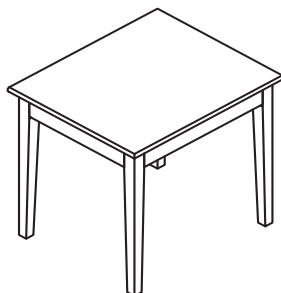
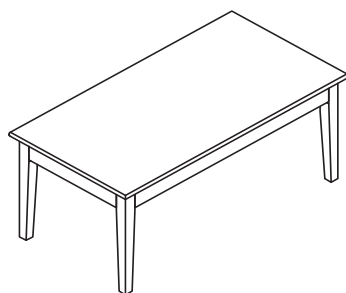
Drawers.

Have decorative, square nickel pulls and $\frac{3}{4}$ " extension epoxy coated slides.

Tables

Construction

1" laminate work surface with profiled, solid hardwood edges. Solid hardwood legs.



Choices

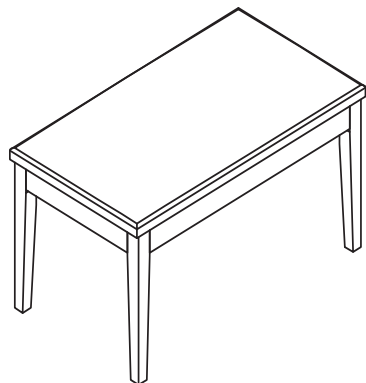
Collection includes a dining table and matching end and coffee occasional tables.

Features

Luggage Bench

Construction

Upholstered top with solid
hardwood legs.



Statement of Line



Bed



Desk



TV Chest



Nightstand



Bar Cabinet



Six Drawer Chest



Mirror

Product not shown: Tables, Luggage Bench

Configurations



How to Specify

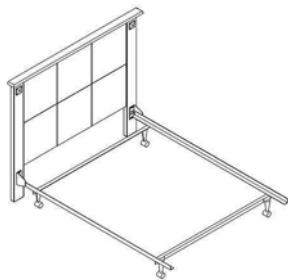
Example. 1. Model Number/Size 2. Species 3. Finish

CODEAA2848 **M** **01**

Step 1. Identify the Part Number from the succeeding product price pages.

Step 2. Select the Species:
 M Maple

Step 3. Choose the Finish:
 01 Natural
 42 Cherry
 60 Cocoa
 76 Mocha



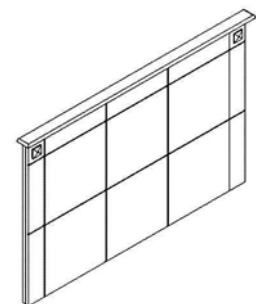
71-204

Tip: mattress sizes- Twin 36x80, Full 54x80, Queen 60x80, King 78x80. Requires Box Spring.

Standard includes:

- Headboard: veneer over engineered wood core with solid hardwood accents: Maple
- Metal bed frame
- Shipped ready to assemble

Part Number	Description	D" x W" x H"	Price
COBEM13885-M	COSMO, Bed, Twin, W/Headboard, Metal Frame	39 x 72 x 36	\$609
COBEM15985-M	COSMO, Bed, Full, W/Headboard, Metal Frame	57 x 72 x 36	\$688
COBEM16285-M	COSMO, Bed, Queen, W/Headboard, Metal Frame	63 x 72 x 36	\$726
COBEM18085-M	COSMO, Bed, King, W/Headboard, Metal Frame	81 x 72 x 36	\$828

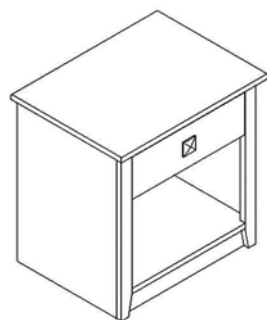


71-204

Standard includes:

- Headboard: veneer over engineered wood core with solid hardwood accents: Maple
- Mounts on wall

Part Number	Description	D" x W" x H"	Price
COHBDX0339-M	COSMO, Twin Headboard	3 x 39 x 36	\$476
COHBDX0357-M	COSMO, Full Headboard	3 x 57 x 36	\$555
COHBDX0363-M	COSMO, Queen Headboard	3 x 63 x 36	\$591
COHBDX0381-M	COSMO, King Headboard	3 x 81 x 36	\$641



71-204

Standard includes:

- Case: veneer over engineered wood core with solid hardwood accents: Maple
- Top: laminate with profiled, wood edges
- 3/4 extension epoxy coated drawer slides
- Nickel pulls
- Shipped assembled

Part Number	Description	D" x W" x H"	Price
CONS1D1824-M	COSMO, Night Stand, 1-Drawer	18 x 24 x 24	\$540
CONS2D1824-M	COSMO, Night Stand, 2-Drawer	18 x 24 x 24	\$601
CONS3D1824-M	COSMO, Night Stand, 3-Drawer	18 x 24 x 24	\$662

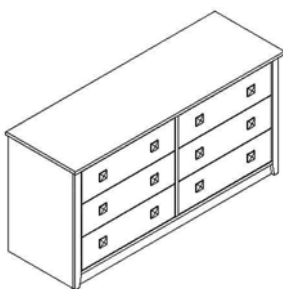


71-204

Standard includes:

- Solid hardwood legs: Maple
- Worksurface: laminate with profiled, wood edges
- Nickel pull on pencil drawer, if specified
- Shipped assembled

Part Number	Description	D" x W" x H"	Price
CODEAA2848-M	COSMO, Desk, Open Leg	28 x 48 x 30	\$672
CODEAC2848-M	COSMO, Desk, Open Leg, Pencil Drawer	28 x 48 x 30	\$785

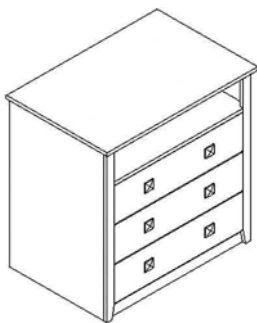


71-204

Standard includes:

- Case: veneer over engineered wood core with solid hardwood accents: Maple
- Top: laminate with profiled, wood edges
- Six drawers with 3/4 extension epoxy coated slides
- Nickel pulls
- Shipped assembled

Part Number	Description	D" x W" x H"	Price
CODR3X2436-M	COSMO, Chest, 3-Drawer	24 x 36 x 30	\$957
CODR6X2060-M	COSMO, Chest, 6-Drawer	20 x 60 x 30	\$1,600



71-204

Standard includes:

- Case: veneer over engineered wood core with solid hardwood accents: Maple
- Top: laminate with profiled, wood edges
- Open shelf with cable management grommet in back panel
- Three drawers with 3/4 extension epoxy coated slides
- Nickel pulls
- Shipped assembled

Part Number	Description	D" x W" x H"	Price
COTVT32436-M	COSMO, TV Stand, 3-Drawer, DVD Shelf	24 x 36 x 36	\$1,192

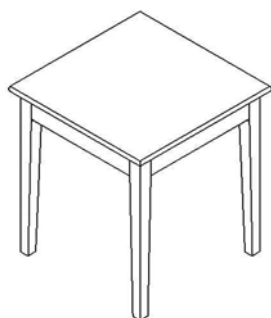


71-204

Standard includes:

- Case: veneer over engineered wood core with solid hardwood accents: Maple
- Top: laminate with profiled, wood edges
- Open storage behind door with cable management grommet in back panel
- Open shelf with cable management grommet in back panel
- Two drawers with 3/4 extension epoxy coated slides
- Nickel pulls
- Shipped assembled

Part Number	Description	D" x W" x H"	Price
COMF1X2454-M	COSMO, Bar Cabinet	24 x 54 x 40	\$1,145

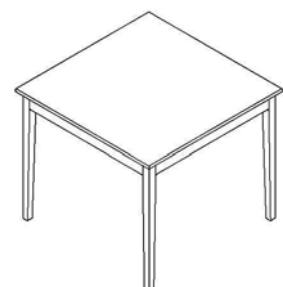


71-204

Standard includes:

- Solid hardwood legs: Maple
- Top: laminate with profiled, wood edges
- Shipped assembled

Part Number	Description	D" x W" x H"	Price
COTBCX2242-M	COSMO, Coffee Table	22 x 42 x 18	\$445
COTBEX2222-M	COSMO, End Table	22 x 22 x 24	\$410

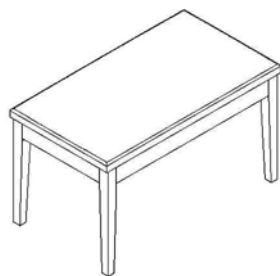


71-204

Standard includes:

- Solid hardwood legs: Maple
- Top: laminate with profiled, wood edges
- Shipped assembled

Part Number	Description	D" x W" x H"	Price
COTBDX3636-M	COSMO, Dining Table	36 x 36 x 30	\$672



71-204

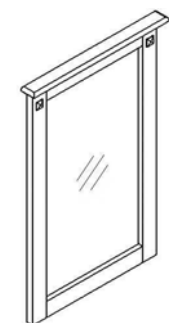
Standard includes:

- Solid hardwood legs: Maple
- Upholstered cushion: base grade fabric
- Shipped assembled

Options available:

- Please call for pricing on Price Grade 4 fabric and above

Part Number	Description	D" x W" x H"	Price	Grade1	Grade2	Grade3
COBC1X2036+M	COSMO, Bench	20 x 36 x 20	\$552	+\$27	+\$54	+\$81



71-204

Standard includes:

- Hardwood frame: Maple
- Wall mounting hardware
- Shipped assembled

Part Number	Description	D" x W" x H"	Price
COMR1X224-M	COSMO, Mirror	2 x 24 x 36	\$328

Furniture that makes everyone feel at home. Just the right amount of detailing to add distinction.



Features

Bed

Construction

Glue and dowel assembly throughout headboard and footboard. Dry-fit assembly used to construct bed.

Solid hardwood.

Sizes

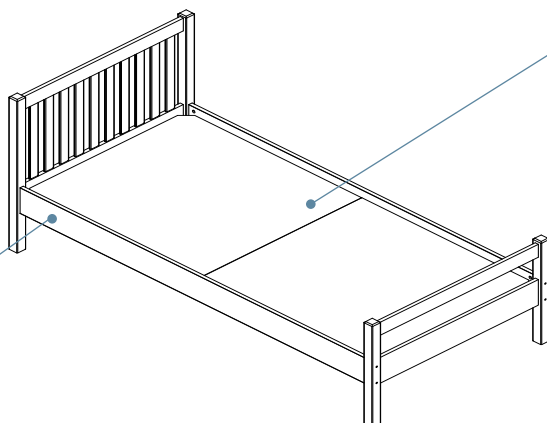
Available in twin, only.

Decorative side rail.

Hardwood veneer plywood.

Bed deck.

2-piece wood deck at fixed height.



Choices

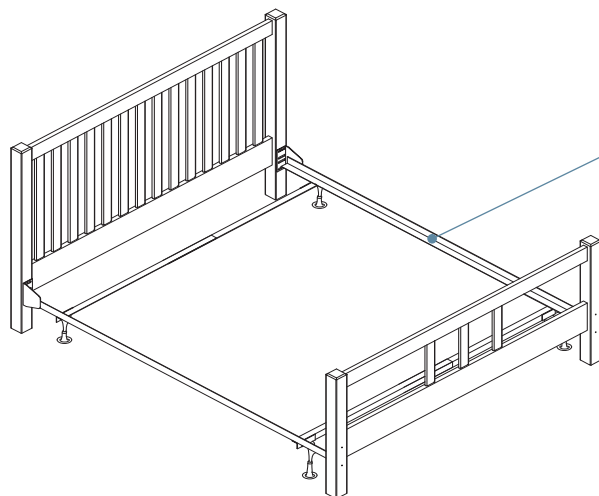
Available with headboard or headboard and footboard.

Sizes

Available in king, queen and full.

Metal frame

Attaches to headboard or headboard and footboard.



Features

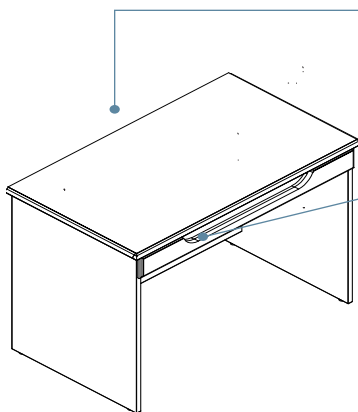
Desk

Construction

Glue and dowel assembly

$\frac{3}{4}$ " hardwood veneer plywood with matching PVC edge band. Laminate worksurface with profiled, solid hardwood edges.

Drawer has removable, solid hardwood fronts; $\frac{1}{2}$ " veneer plywood sides; $\frac{1}{4}$ " bottom with waterproof vinyl face; glue and dowel joinery; and open to $\frac{3}{4}$ of their depth.



Back panel.

$\frac{3}{4}$ height for access to wall outlets and easy cable management.

Computer or pencil drawer.

Keeps supplies organized and within reach. Computer drawer (shown) has a cutout to access keyboard.

Organizer

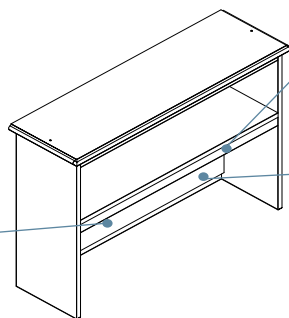
Construction

Glue and dowel assembly

$\frac{3}{4}$ " hardwood veneer plywood with matching PVC edge band. Laminate top with profiled, solid hardwood edges.

Cable management.

Cable cutout beneath shelf for easy access to wall outlets.



Task light option.

Mounts in the recessed area beneath shelf. Choice of fluorescent or energy efficient LED.

Optional tack board.

Provides a place to display personal items.


Mobile Pedestal

Construction

Glue and dowel assembly

$\frac{3}{4}$ " hardwood veneer plywood with matching PVC edge band. Laminate top with profiled, solid hardwood edges.

Drawers have removable, solid hardwood fronts; $\frac{1}{2}$ " veneer plywood sides; $\frac{1}{4}$ " bottom with waterproof vinyl face; glue and dowel joinery; and open to $\frac{3}{4}$ of their depth.



Box/ File drawers.

Have integrated pulls and $\frac{3}{4}$ extension epoxy coated slides.

Casters.

Allow for mobility. Mobile pedestal fits under desk or can be moved wherever storage is needed.

Features

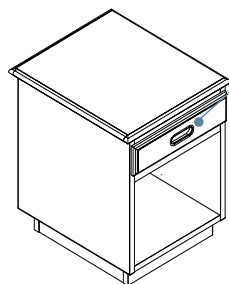
Nightstand

Construction

Glue and dowel assembly

$\frac{3}{4}$ " hardwood veneer plywood with matching PVC edge band. Laminate top with profiled, solid hardwood edges.

Drawer has removable, solid hardwood fronts; $\frac{1}{2}$ " veneer plywood sides; $\frac{1}{4}$ " bottom with waterproof vinyl face; glue and dowel joinery; and open to $\frac{3}{4}$ of their depth.



Drawer.

Has integrated pull and $\frac{3}{4}$ extension epoxy coated slides.

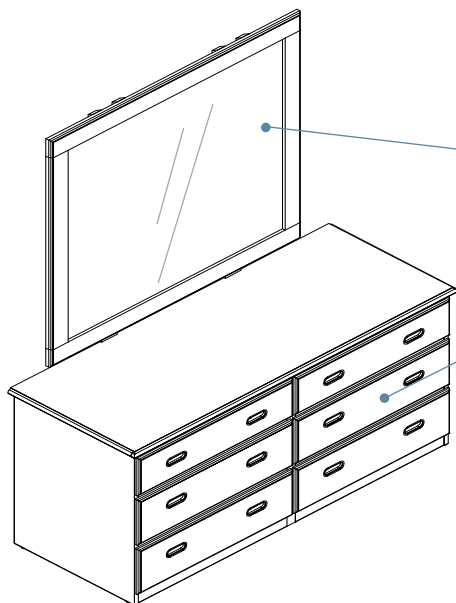
Chest

Construction

Glue and dowel assembly

$\frac{3}{4}$ " hardwood veneer plywood with matching PVC edge band. Laminate top with profiled, solid hardwood edges.

Drawers have removable, solid hardwood fronts; $\frac{1}{2}$ " veneer plywood sides; $\frac{1}{4}$ " bottom with waterproof vinyl face; glue and dowel joinery; and open to $\frac{3}{4}$ of their depth.



Configurations

Available with 3- or 6-drawers.

Mirror.

Can be ordered with the 6-drawer chest.

Drawers.

Have integrated pulls and $\frac{3}{4}$ extension epoxy coated slides.

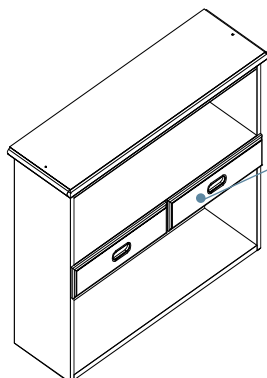
Features

Bookcase

Construction

Glue and dowel assembly

$\frac{3}{4}$ " hardwood veneer plywood with matching PVC edge band. Laminate top with profiled, solid hardwood edges.



Configurations

Available with fixed shelf or fixed shelf with slim drawer.

Drawers.

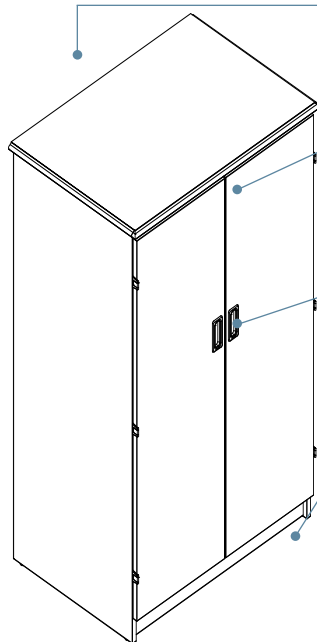
Low profile drawer holds small items. It has integrated pulls and $\frac{3}{4}$ " extension epoxy coated

Wardrobe

Construction

Glue and dowel assembly

$\frac{3}{4}$ " hardwood veneer plywood with matching PVC edge band. Laminate top with profiled, solid hardwood edges.



Grommets.

Three located in back for cable management.

Interior.

Coat rod and coat hook are standard. Optional 14"w x 24"l mirror available.

Doors.

Have integrated, solid hardwood pulls.

Leveler glides.

Four adjustable glides to accommodate uneven floors.

Statement of Line



Bed



Desk



Chest



Nightstand



Organizer

Products not shown: Bookcase, Mobile Pedestal, Mirror, Wardrobe

Configurations



How to Specify

Example. 1. Model Number/Size 2. Species and Finish

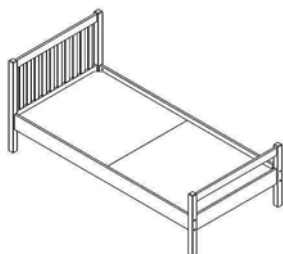
JTBK1S1240

K02

Step 1. Identify the Part Number from the succeeding product price pages.

Step 2. Select the Species:

- K** Oak
- 02 Light
- 40 Medium




71-204

Standard includes:

- Solid hardwood headboard and footboard: Oak
- Veneer plywood decorative side rails: Oak
- Deck: 2-piece wood
- Fits mattress size 36x80
- Shipped ready to assemble

Part Number	Description	D" x W" x H"	Price
JTBESF4184-K	JAMESTOWN, Bed, W/ Slatted Headboard and Foot Board, Twin XL	41 x 84 x 36	\$1,036



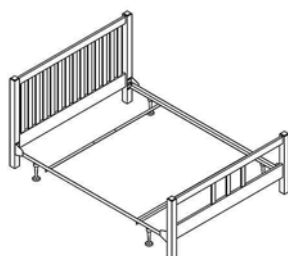
71-204

Tip: mattress sizes- Full 54x80, Queen 60x80, King 78x80. Requires Box Spring.

Standard includes:

- Solid hardwood headboard: Oak
- Metal frame with casters
- Shipped ready to assemble

Part Number	Description	D" x W" x H"	Price
JTBESM5475-K	JAMESTOWN, Bed, W/Headboard, Slats, Full, Metal Frame, Casters	54 x 75 x 36	\$1,202
JTBESM6080-K	JAMESTOWN, Bed, W/Headboard, Slats, Queen, Metal Frame, Casters	60 x 80 x 36	\$1,342
JTBESM7580-K	JAMESTOWN, Bed, W/Headboard, Slats, King, Metal Frame, Casters	75 x 80 x 36	\$1,548



71-204

Tip: mattress sizes- Full 54x80, Queen 60x80, King 78x80. Requires Box Spring.

Standard includes:

- Solid hardwood headboard and footboard: Oak
- Metal frame with feet
- Shipped ready to assemble

Part Number	Description	D" x W" x H"	Price
JTBESF5475-K	JAMESTOWN, Bed, W/Headboard, Slats, Full, Foot Board, Feet	54 x 75 x 36	\$1,792
JTBESF6080-K	JAMESTOWN, Bed, W/Headboard, Slats, Queen, Foot Board, Feet	60 x 80 x 36	\$2,068
JTBESF7580-K	JAMESTOWN, Bed, W/Headboard, Slats, King, Foot Board, Feet	75 x 80 x 36	\$2,376

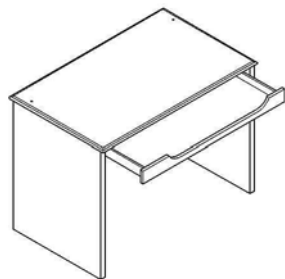


71-204

Standard includes:

- Case: veneer plywood with matching PVC edge band: Oak
- Top: laminate with profiled, solid wood edges
- Solid wood drawer fronts: Oak
- 3/4 extension epoxy coated drawer slides
- Integral pull
- Shipped assembled

Part Number	Description	D" x W" x H"	Price
JTNS1D1917-K	JAMESTOWN, Night Stand, 1-Drawer	19 x 17 x 21	\$570

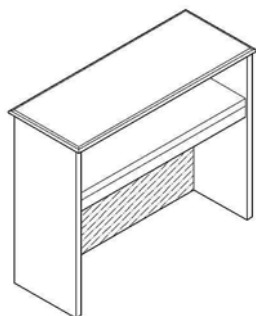


71-204

Tip: Computer drawer has a cutout on drawer front
Standard includes:

- Case: veneer plywood with matching PVC edge band: Oak
- Worksurface: laminate with profiled, solid wood edges
- Solid wood drawer fronts: Oak
- Pencil or computer drawer
- 3/4 height back panel
- 3/4 extension epoxy coated drawer slides
- Integral pulls
- Shipped assembled

Part Number	Description	D" x W" x H"	Price
JTDEBB2442-K	JAMESTOWN, Desk, Slab Leg, Pencil Drawer	24 x 42 x 29	\$736
JTDEBC2442-K	JAMESTOWN, Desk, Slab Leg, Computer Drawer	24 x 42 x 29	\$758



71-204

Standard includes:

- Case: veneer plywood with matching PVC edge band: Oak
- Top: laminate with profiled, solid wood edges
- Fixed shelf
- Cable management
- Shipped assembled

Options available:

- Tack board
- Task light: Florescent or LED

Part Number	Description	D" x W" x H"	Price	Tack	Light	LED
JTOR1X1240-K	JAMESTOWN, Organizer	12 x 40 x 29	\$394	+\$50	+\$100	+\$187



71-204

Standard includes:

- Case: veneer plywood with matching PVC edge band: Oak
- Top: laminate with profiled, solid wood edges
- Solid wood drawer fronts: Oak
- Box/ File
- 3/4 extension epoxy coated drawer slides
- Integral pulls
- Casters- 2 locking, 2 non-locking: black plastic
- Shipped assembled

Part Number	Description	D" x W" x H"	Price
JTPE1X1917-K	JAMESTOWN, Mobile Pedestal, BF, Casters	19 x 17 x 21	\$728

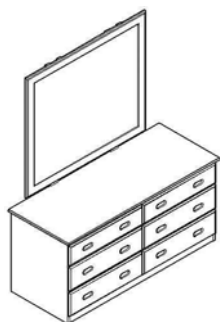


71-204

Standard includes:

- Case: veneer plywood with matching PVC edge band: Oak
- Top: laminate with profiled, solid wood edges
- Solid wood drawer fronts: Oak
- Three drawers with 3/4 extension epoxy coated slides
- Integral pulls
- Shipped assembled

Part Number	Description	D" x W" x H"	Price
JTDR3X2442-K	JAMESTOWN, Chest, 3-Drawer	24 x 42 x 29	\$1,076

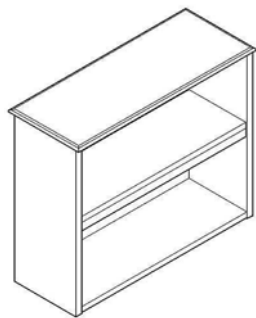


71-204

Standard includes:

- Case: veneer plywood with matching PVC edge band: Oak
- Top: laminate with profiled, solid wood edges
- Solid wood drawer fronts: Oak
- Six drawers with 3/4 extension epoxy coated drawer slides
- Integral pulls
- Shipped assembled

Part Number	Description	D" x W" x H"	Price
JTDR6M2462-K	JAMESTOWN, Dresser, 6-Drawer W/Mirror	24 x 62 x 29	\$2,882
JTDR6X2462-K	JAMESTOWN, Chest, 6-Drawer	24 x 62 x 29	\$2,094



71-204

Standard includes:

- Case: veneer plywood with matching PVC edge band: Oak
- Top: laminate with profiled, solid wood edges
- Fixed shelf
- Slim drawer with solid wood drawer front and integral pulls, if selected
- Shipped assembled

Part Number	Description	D" x W" x H"	Price
JTBK1D1240-K	JAMESTOWN, Bookcase, 1-Drawer	12 x 40 x 29	\$616
JTBK1S1240-K	JAMESTOWN, Bookcase, 1-Shelf	12 x 40 x 29	\$448



71-204

Standard includes:

- Veneer plywood with matching PVC edge band: Oak
- Two full doors
- Coat rod: chrome
- Coat hook on inside of door
- Integral pulls
- Shipped assembled

Available options:

- Mirror on inside of door, 14w x24l

Part Number	Description	D" x W" x H"	Price	Mirror
JTWABP2436-K	JAMESTOWN, Wardrobe, 2-Door	24 x 36 x 72	\$1,746	+\$50

Traditional, Timeless. The traditional design offers elegance to any setting.



Features

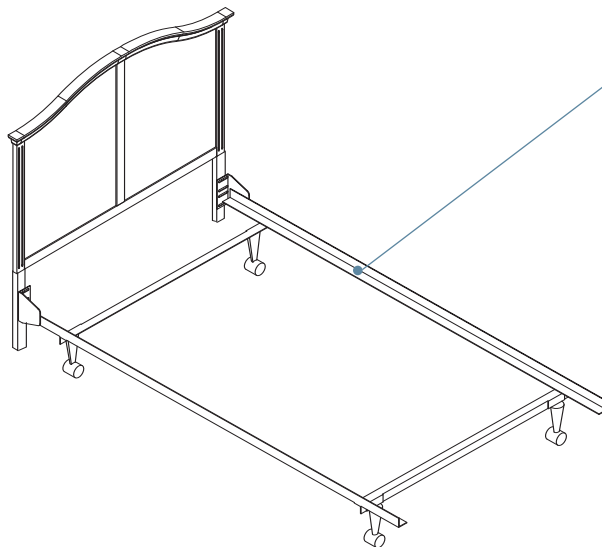
Bed

Construction

Headboard is veneer over engineered wood core with solid hardwood accents.

Sizes

Available in king, queen, full and twin.



Metal Frame.

Attaches to headboard. Four casters for mobility.

Nightstand

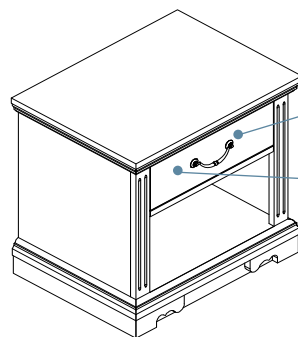
Construction

Glue and dowel assembly combined with mortise and tenon joinery.

$\frac{3}{4}$ " engineered wood core with hardwood veneer sides, matching hardwood edge band, and solid hardwood accents. Back panel is $\frac{1}{4}$ " engineered wood core. Laminate top with profiled, solid hardwood edges.

Drawer fronts are $\frac{3}{4}$ " hardwood veneer panels with engineered wood core and wood edge band.

Drawer boxes are $\frac{1}{2}$ " engineered wood core or solid lumber sides, $\frac{1}{4}$ " bottom with a vinyl waterproof face, dovetail joinery.



Configurations

Available with 1-, 2-, 3-drawers.

Pulls.

Traditional brass pulls.

Drawers.

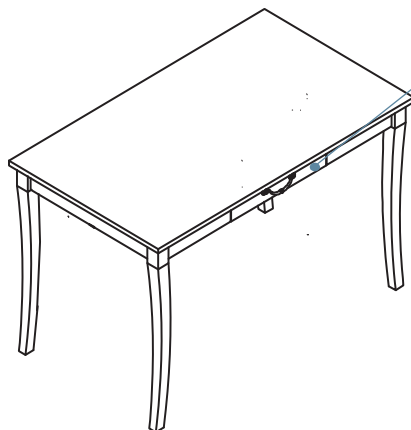
Have $\frac{3}{4}$ " extension epoxy coated slides.

Features

Desk

Construction

1" laminate work surface with profiled, solid hardwood edges. Solid hardwood legs.



Optional pencil drawer.

Keeps supplies organized and within reach. Traditional brass pulls.

Six Drawer Chest

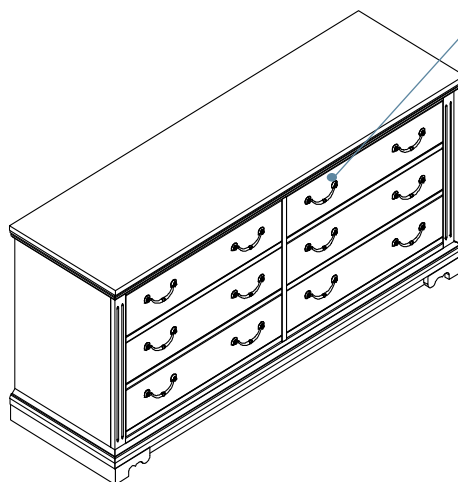
Construction

Glue and dowel assembly combined with mortise and tenon joinery.

$\frac{3}{4}$ " engineered wood core with hardwood veneer sides, matching hardwood edge band, and solid hardwood accents. Back panel is $\frac{1}{4}$ " engineered wood core. Laminate top with profiled, solid hardwood edges.

Drawer fronts are $\frac{3}{4}$ " hardwood veneer panels with engineered wood core and wood edge band.

Drawer boxes are $\frac{1}{2}$ " engineered wood core or solid lumber sides, $\frac{1}{4}$ " bottom with a vinyl waterproof face, dovetail joinery.



Drawers.

Have traditional brass pulls and $\frac{3}{4}$ " extension epoxy coated slides.

Features

TV Chest

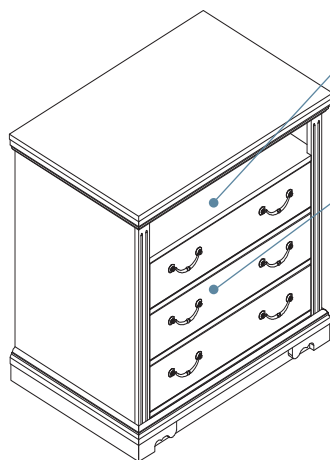
Construction

Glue and dowel assembly combined with mortise and tenon joinery.

$\frac{3}{4}$ " engineered wood core with hardwood veneer sides, matching hardwood edge band, and solid hardwood accents. Back panel is $\frac{1}{4}$ " engineered wood core. Laminate top with profiled, solid hardwood edges.

Drawer fronts are $\frac{3}{4}$ " hardwood veneer panels with engineered wood core and wood edge band.

Drawer boxes are $\frac{1}{2}$ " engineered wood core or solid lumber sides, $\frac{1}{4}$ " bottom with a vinyl waterproof face, dovetail joinery.



Open shelf.

Full width shelf has cable management grommet in back.

Drawers.

Have traditional brass pulls and $\frac{3}{4}$ " extension epoxy coated slides.

Bar Cabinet

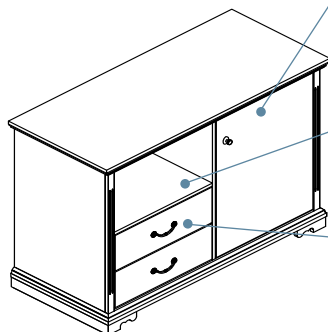
Construction

Glue and dowel assembly combined with mortise and tenon joinery.

$\frac{3}{4}$ " engineered wood core with hardwood veneer sides, matching hardwood edge band, and solid hardwood accents. Back panel is $\frac{1}{4}$ " engineered wood core. Laminate top with profiled, solid hardwood edges.

Drawer fronts are $\frac{3}{4}$ " hardwood veneer panels with engineered wood core and wood edge band.

Drawer boxes are $\frac{1}{2}$ " engineered wood core or solid lumber sides, $\frac{1}{4}$ " bottom with a vinyl waterproof face, dovetail joinery.



Door.

Has a traditional brass pull. Storage area behind door is open with grommet in back for cable management.

Open shelf.

Has grommet located in back for cable management.


Drawers.

Have traditional brass pulls and $\frac{3}{4}$ " extension epoxy coated slides.

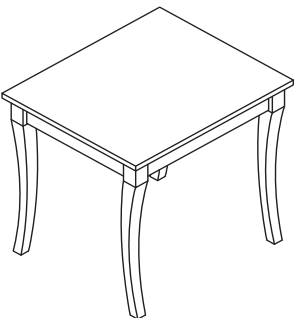
Features

Tables

Construction
1" laminate work surface
with profiled, solid
hardwood edges.
Solid hardwood legs.

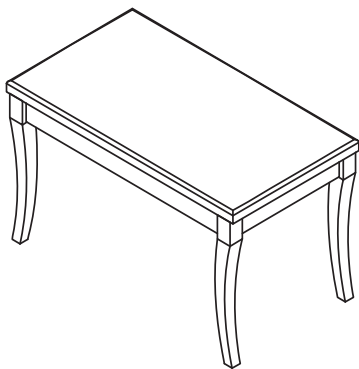


Choices
Collection includes a dining
table and matching end and
coffee occasional tables.



Luggage Bench

Construction
Upholstered top with solid
hardwood legs.



Statement of Line



Bed



Desk



TV Chest



Nightstand



Six Drawer Chest



Mirror



Bar Cabinet

Products not shown: Tables, Luggage Bench

Configurations



How to Specify

Example. 1. Model Number/Size 2. Species 3. Finish

LEDEAA2848

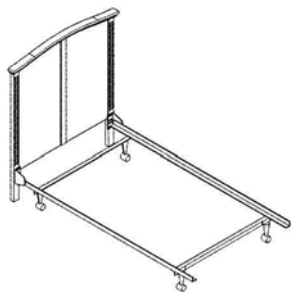
M

01

Step 1. Identify the Part Number from the succeeding product price pages.

Step 2. Select the Species:
M Maple

Step 3. Choose the Finish:
01 Natural
42 Cherry
60 Cocoa
76 Mocha



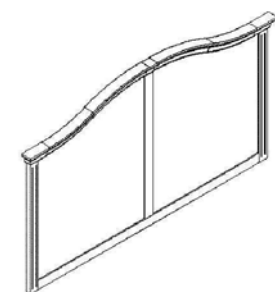
71-204

Tip: mattress sizes- Twin 36x80, Full 54x80, Queen 60x80, King 78x80. Requires Box Spring.

Standard includes:

- Headboard: veneer over engineered wood with solid hardwood accents: Maple
- Metal bed frame
- Shipped ready to assemble

Part Number	Description	D" x W" x H"	Price
LEBEM13885-M	LEONE, Bed, Twin, W/Headboard, Metal Frame	39 x 72 x 36	\$709
LEBEM15985-M	LEONE, Bed, Full, W/Headboard, Metal Frame	57 x 72 x 36	\$753
LEBEM16285-M	LEONE, Bed, Queen, W/Headboard, Metal Frame	63 x 72 x 36	\$808
LEBEM18085-M	LEONE, Bed, King, W/Headboard, Metal Frame	81 x 72 x 36	\$925

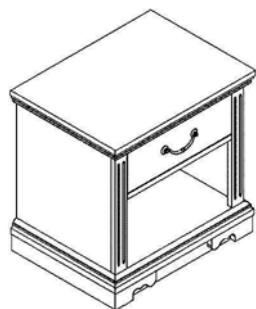


71-204

Standard includes:

- Headboard: veneer over engineered wood with solid hardwood accents: Maple
- Mounts on wall

Part Number	Description	D" x W" x H"	Price
LEBEAX0239-M	LEONE, Twin Headboard	2 x 39 x 36	\$577
LEBEAX0257-M	LEONE, Full Headboard	2 x 57 x 36	\$620
LEBEAX0263-M	LEONE, Queen Headboard	2 x 63 x 36	\$651
LEBEAX0280-M	LEONE, King Headboard	2 x 80 x 31	\$734



71-204

Standard includes:

- Case: veneer plywood with solid hardwood accents: Maple
- Top: laminate with profiled, wood edges
- 3/4 extension epoxy coated drawer slides
- Traditional brass pull
- Shipped assembled

Part Number	Description	D" x W" x H"	Price
LENS1D1824-M	LEONE, Night Stand, 1-Drawer	18 x 24 x 24	\$645
LENS2D1824-M	LEONE, Night Stand, 2-Drawer	18 x 24 x 24	\$719
LENS3D1824-M	LEONE, Night Stand, 3-Drawer	18 x 24 x 24	\$787

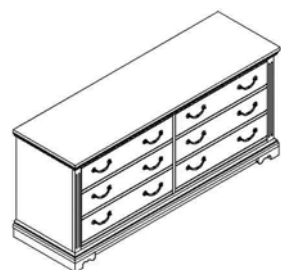


71-204

Standard includes:

- Solid hardwood legs: Maple
- Worksurface: laminate with profiled, wood edges
- Traditional brass pull on pencil drawer, if specified
- Shipped assembled

Part Number	Description	D" x W" x H"	Price
LEDEAA2848-M	LEONE, Desk, Open Leg	28 x 48 x 30	\$743
LEDEAC2848-M	LEONE, Desk, Open Leg, Pencil Drawer	28 x 48 x 30	\$879



71-204

Standard includes:

- Case: veneer over engineered wood core with solid hardwood accents: Maple
- Top: laminate with profiled, wood edges
- Six drawers with 3/4 extension epoxy coated slides
- Traditional brass pulls
- Shipped assembled

Part Number	Description	D" x W" x H"	Price
LEDR6X2060-M	LEONE, Chest, 6-Drawer	20 x 60 x 30	\$2,076



71-204

Standard includes:

- Case: veneer over engineered wood core with solid hardwood accents: Maple
- Top: laminate with profiled, wood edges
- 180 degree swivel TV stand
- Open shelf with wire management grommet in back panel
- Three drawers with 3/4 extension epoxy coated slides
- Traditional brass pulls
- Shipped assembled

Part Number	Description	D" x W" x H"	Price
LEDRT32436-M	LEONE, Leone TV Chest	24 x 36 x 36	\$1,397

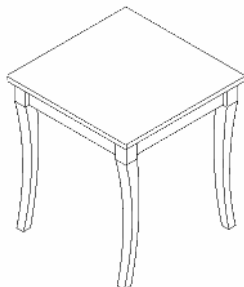


71-204

Standard includes:

- Case: veneer over engineered wood core with solid hardwood accents: Maple
- Top: laminate with profiled, wood edges
- Open storage behind door with cable management grommet in back
- Open shelf with cable management grommet in back
- Two drawers with 3/4 extension epoxy coated slides
- Traditional brass pulls
- Shipped assembled

Part Number	Description	D" x W" x H"	Price
LEMF1X2454-M	LEONE, Bar Cabinet	24 x 54 x 40	\$1,195



71-204

Standard includes:

- Solid hardwood legs: Maple
- Top: laminate with profiled, wood edges
- Shipped assembled

Part Number	Description	D" x W" x H"	Price
LETBCX2242-M	LEONE, Coffee Table	22 x 42 x 18	\$586
LETBEX2222-M	LEONE, End Table	22 x 22 x 24	\$503
LETBEX2226-M	LEONE, End Table	22 x 26 x 24	\$543



71-204

Standard includes:

- Solid hardwood legs: Maple
- Top: laminate with profiled, wood edges
- Shipped assembled

Part Number	Description	D" x W" x H"	Price
LETBDX3636-M	LEONE, Dining Table	36 x 36 x 30	\$765



71-204

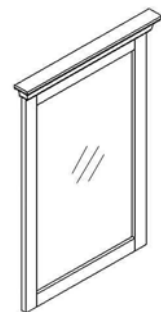
Standard includes:

- Solid hardwood legs: Maple
- Upholstered cushion: base grade fabric
- Shipped assembled

Options available:

- Please call for pricing on Price Grade 4 fabric and above

Part Number	Description	D" x W" x H"	Price	Grade1	Grade2	Grade3
LEBC1X2036+M	LEONE, Bench	20 x 36 x 20	\$601	+\$13	+\$25	+\$38



71-204

Standard includes:

- Hardwood frame: Maple
- Wall mounting hardware
- Shipped assembled

Part Number	Description	D" x W" x H"	Price
LEM1X224-M	LEONE, Mirror	24 x 2 x 36	\$318

It's the tradition of furniture from days gone by, thanks to solid hardwood frames and drawer fronts with hardwood veneer panel inserts.



Features

Bed

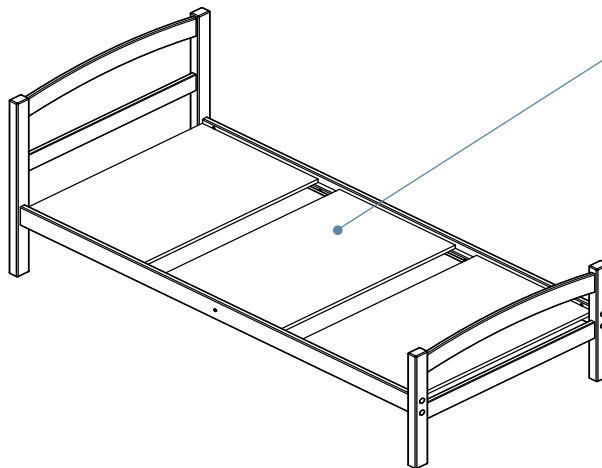
Construction

Glue and dowel assembly

Solid hardwood posts and rails.

Sizes

Available in queen, full and twin.



Bed deck.

3-piece wood deck is at fixed height.

Desk

Construction

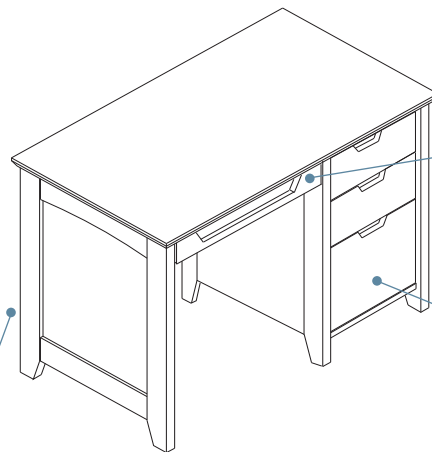
Dry-fit construction uses hidden metal-to-metal fasteners allowing simple component replacement in the field.

Hardwood veneer panel inserts with solid hardwood frame. 1" laminate work surface with solid hardwood beveled edges.

Drawers have removable, solid hardwood fronts; 1/2" veneer plywood sides; 1/4" bottom with waterproof vinyl face; glue and dowel joinery; and open to 3/4 of their depth.

Back panel.

3/4 height for access to wall outlets and easy cable routing.



Configurations

Available as a desk shell without storage or pedestal desk with Box/ Box/ File storage.

Drawer choices.

Combination drawer has a cutout to access keyboard and available on the desk shell. Optional keyboard tray or computer drawer are available on the pedestal desk.

Box/ Box/ File drawers.

Have integrated cutout pulls and 3/4 extension epoxy coated slides.

Features

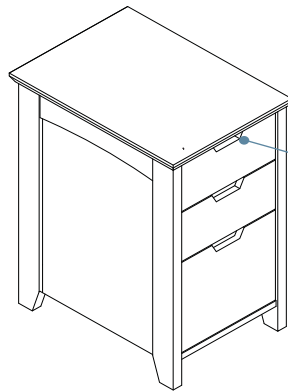
Pedestal Storage

Construction

Dry-fit construction uses hidden metal-to-metal fasteners allowing simple component replacement in the field.

Hardwood veneer panel inserts with solid hardwood frame. 1" laminate top with solid hardwood beveled edges.

Drawers have removable, solid hardwood fronts; 1/2" veneer plywood sides; 1/4" bottom with waterproof vinyl face; glue and dowel joinery; and open to 3/4 of their depth.



Configurations

Three pedestal storage options are available: Box/ File with or without casters and Box/ Box/ File.

Drawers.

Have integrated cutout pulls and 3/4 extension epoxy coated slides.

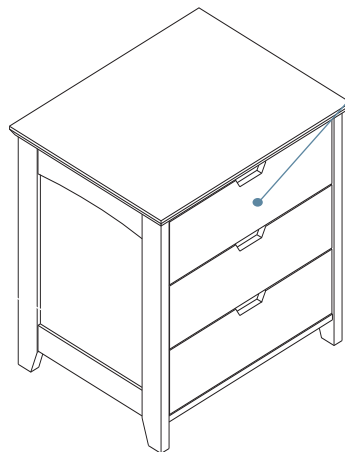
Chest

Construction

Dry-fit construction uses hidden metal-to-metal fasteners allowing simple component replacement in the field.

Hardwood veneer panel inserts with solid hardwood frame. 1" laminate top with solid hardwood beveled edges.

Drawers have removable, solid hardwood fronts; 1/2" veneer plywood sides; 1/4" bottom with waterproof vinyl face; glue and dowel joinery; and open to 3/4 of their depth.



Configurations

Available with 3-, 4-, or 6-drawers.

Drawers.

Have integrated cutout pulls and 3/4 extension epoxy coated slides.

Features

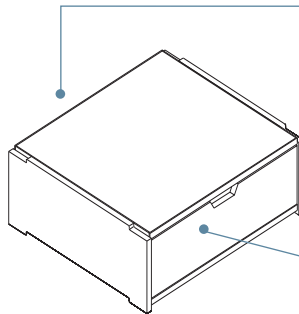
Stacking Drawer

Construction

Dry-fit construction uses hidden metal-to-metal fasteners allowing simple component replacement in the field.

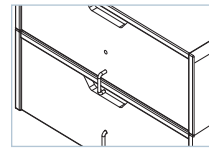
$\frac{3}{4}$ " solid hardwood sides.

Drawer has removable, solid hardwood fronts; $\frac{1}{2}$ " veneer plywood sides; $\frac{1}{4}$ " bottom with waterproof vinyl face; glue and dowel joinery; and open to $\frac{3}{4}$ of their depth.



Integrated connector clip.

Located on the back side to link units when stacked.

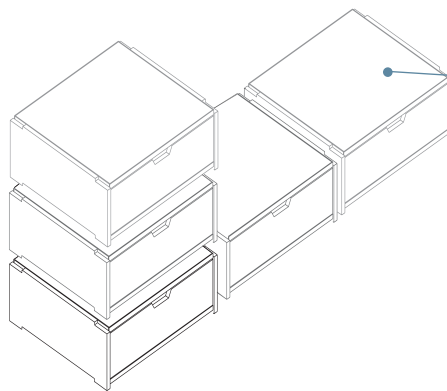


Drawers.

Have integrated cutout pulls and $\frac{3}{4}$ " extension epoxy coated slides.

Stack or nest.

Can be used side-by-side or stack 5-high.

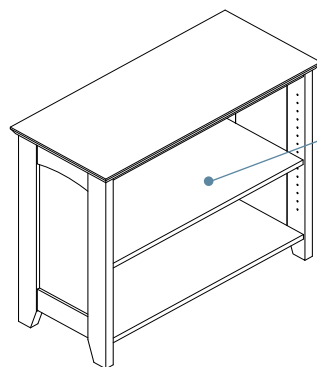


Bookcase

Construction

Dry-fit construction uses hidden metal-to-metal fasteners allowing simple component replacement in the field.

Hardwood veneer panel inserts with solid hardwood frame. 1" laminate top with solid hardwood beveled edges.



Configurations

Available in 12" and 16" depths.

Adjustable shelf.

Features

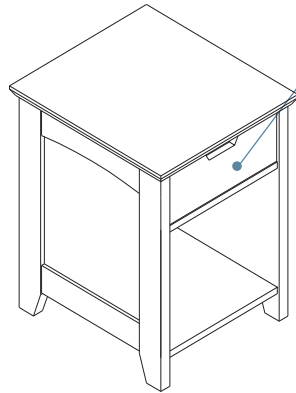
Nightstand

Construction

Dry-fit construction uses hidden metal-to-metal fasteners allowing simple component replacement in the field.

Hardwood veneer panel inserts with solid hardwood frame. 1" laminate top with solid hardwood beveled edges.

Drawer has removable, solid hardwood fronts; 1/2" veneer plywood sides; 1/4" bottom with waterproof vinyl face; glue and dowel joinery; and open to 3/4 of their depth.



Drawer.

Has integrated cutout pull and 3/4 extension epoxy coated slides.

Wardrobe

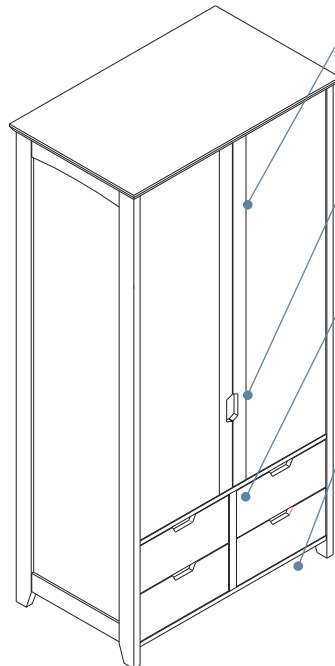
Construction

Dry-fit construction uses hidden metal-to-metal fasteners allowing simple component replacement in the field.

Hardwood veneer panel inserts with solid hardwood frame. Plywood top with solid hardwood beveled edges.

Drawers have removable, solid hardwood fronts; 1/2" veneer plywood sides; 1/4" bottom with waterproof vinyl face; glue and dowel joinery; and open to 3/4 of their depth.

Doors are 3/4" hardwood veneer plywood panels with solid hardwood pulls.



Interior.

Coat rod and coat hook are standard. Optional towel bar and mirror.

Pulls.

Doors and drawers have integrated cutout pulls.

Drawers.

Have 3/4 extension epoxy coated slides.

Leveler glides.

Four adjustable glides accommodate uneven floors.

Configurations

Available with 2-doors or 2-doors with 2- or 4-drawers.

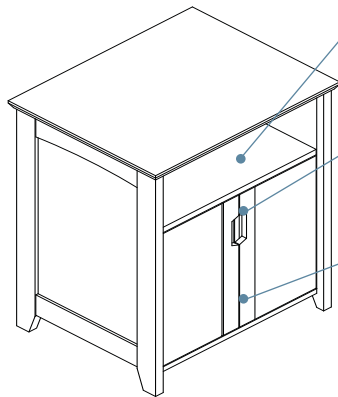
Features

TV Stand

Construction

Dry-fit construction uses hidden metal-to-metal fasteners allowing simple component replacement in the field.

Hardwood veneer panel inserts with solid hardwood frame. 1" laminate top with solid hardwood beveled edges.



Open shelf.

Full width shelf has cable management grommet in back.

Doors.

Have solid hardwood, integrated cutout pulls.

Interior.

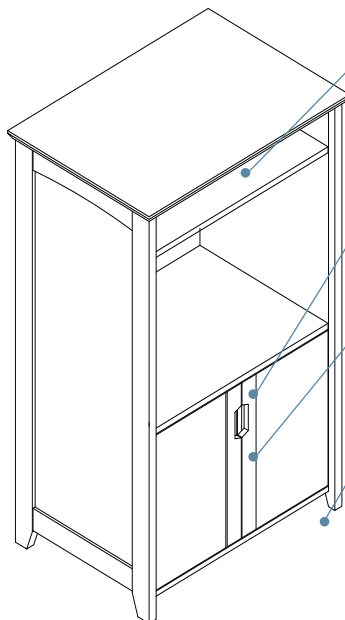
Adjustable shelf behind doors.

Entertainment Center

Construction

Dry-fit construction uses hidden metal-to-metal fasteners allowing simple component replacement in the field.

Hardwood veneer panel inserts with solid hardwood frame. Plywood top with solid hardwood beveled edges.



Open shelf.

Full width shelf at top has cable management grommet in back.

Doors.

Have solid hardwood, integrated cutout pulls.


Interior.

Adjustable shelf behind doors.

Leveler glides.

Four adjustable glides accommodate uneven floors.

Statement of Line



Configurations



How to Specify

Example. 1. Model Number/Size 2. Species and Finish

60BK1S1230 **K02**

Step 1. Identify the Part Number from the succeeding product price pages.

Step 2. Select the Species:

K Oak

02 Light

40 Medium

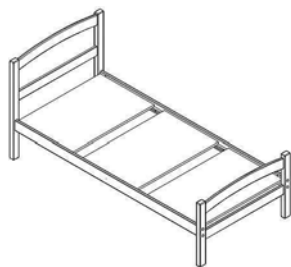
M Maple

01 Natural

42 Cherry

60 Cocoa

76 Mocha



71-204

Tip: mattress sizes- Twin 36x80, Full 54x80, Queen 60x80

Standard includes:

- Solid hardwood posts and rails
- Species: **K** Oak or **M** Maple
- Deck: 3-piece wood
- Shipped ready to assemble

Part Number	Description	D" x W" x H"	Price
60BE3W4084-K	SHAKER (RH60), Bed, 3-Piece Deck, Twin	40 x 84 x 37	\$812
60BE3W4084-M	SHAKER (RH60), Bed, 3-Piece Deck, Twin	40 x 84 x 37	\$868
60BE3W5884-K	SHAKER (RH60), Bed, 3-Piece Deck, Full	58 x 84 x 37	\$1,152
60BE3W5884-M	SHAKER (RH60), Bed, 3-Piece Deck, Full	58 x 84 x 37	\$1,208
60BE3W6484-K	SHAKER (RH60), Bed, 3-Piece Deck, Queen	64 x 84 x 37	\$1,208
60BE3W6484-M	SHAKER (RH60), Bed, 3-Piece Deck, Queen	64 x 84 x 37	\$1,266



71-204

Standard includes:

- Desk case: solid hardwood with veneer plywood panels
- Worksurface: laminate with solid wood edges
- Drawer front: solid wood
- Species: **K** Oak or **M** Maple
- Combination computer/ pencil drawer with 3/4 extension epoxy coated drawer slides, if selected
- 3/4 height back panel
- Dry-fit construction
- Shipped assembled

Part Number	Description	D" x W" x H"	Price
60DEAZ2442-K	SHAKER (RH60), Desk, Slab Leg	24 x 42 x 30	\$898
60DEAZ2442-M	SHAKER (RH60), Desk, Slab Leg	24 x 42 x 30	\$940
60DEAZ2448-K	SHAKER (RH60), Desk, Slab Leg	24 x 48 x 30	\$924
60DEAZ2448-M	SHAKER (RH60), Desk, Slab Leg	24 x 48 x 30	\$968
60DEBD2442-K	SHAKER (RH60), Desk, Slab Leg, Full Width Combination Drawer	24 x 42 x 30	\$1,158
60DEBD2442-M	SHAKER (RH60), Desk, Slab Leg, Full Width Combination Drawer	24 x 42 x 30	\$1,208
60DEBD2448-K	SHAKER (RH60), Desk, Slab Leg, Full Width Combination Drawer	24 x 48 x 30	\$1,198
60DEBD2448-M	SHAKER (RH60), Desk, Slab Leg, Full Width Combination Drawer	24 x 48 x 30	\$1,250



71-204

Standard includes:

- Desk case: solid hardwood with veneer plywood panels
- Worksurface: laminate with solid wood edges
- Drawer fronts: solid wood
- Species: **K** Oak or **M** Maple
- Box/ Box/ File
- 3/4 extension epoxy coated drawer slides
- Integral pulls
- Dry-fit construction
- Shipped assembled

Part Number	Description	D" x W" x H"	Price
60DEBG2442-K	SHAKER (RH60), Desk, Slab Leg, BBF	24 x 42 x 30	\$1,346
60DEBG2442-M	SHAKER (RH60), Desk, Slab Leg, BBF	24 x 42 x 30	\$1,380
60DEBG2448-K	SHAKER (RH60), Desk, Slab Leg, BBF	24 x 48 x 30	\$1,368
60DEBG2448-M	SHAKER (RH60), Desk, Slab Leg, BBF	24 x 48 x 30	\$1,402
60DEBH2442-K	SHAKER (RH60), Desk, Slab Leg, BBF, Keyboard Tray	24 x 42 x 30	\$1,546
60DEBH2442-M	SHAKER (RH60), Desk, Slab Leg, BBF, Keyboard Tray	24 x 42 x 30	\$1,586
60DEBH2448-K	SHAKER (RH60), Desk, Slab Leg, BBF, Keyboard Tray	24 x 48 x 30	\$1,572
60DEBH2448-M	SHAKER (RH60), Desk, Slab Leg, BBF, Keyboard Tray	24 x 48 x 30	\$1,614
60DEBK2442-K	SHAKER (RH60), Desk, Slab Leg, BBF, Computer Drawer	24 x 42 x 30	\$1,472
60DEBK2442-M	SHAKER (RH60), Desk, Slab Leg, BBF, Computer Drawer	24 x 42 x 30	\$1,514
60DEBK2448-K	SHAKER (RH60), Desk, Slab Leg, BBF, Computer Drawer	24 x 48 x 30	\$1,502
60DEBK2448-M	SHAKER (RH60), Desk, Slab Leg, BBF, Computer Drawer	24 x 48 x 30	\$1,544



71-204

Standard includes:

- Case: solid hardwood with veneer plywood panels
- Top: laminate with solid wood edges
- Drawer fronts: solid wood
- Species: **K** Oak or **M** Maple
- Box/ File
- 3/4 extension epoxy coated drawer slides
- Integral pulls
- Casters, non-locking: black plastic
- Dry-fit construction
- Shipped assembled

Part Number	Description	D" x W" x H"	Price
60PE1X2216-K	SHAKER (RH60), Mobile Pedestal, BF, Casters	22 x 16 x 28	\$824
60PE1X2216-M	SHAKER (RH60), Mobile Pedestal, BF, Casters	22 x 16 x 28	\$854



71-204

Standard includes:

- Case: solid hardwood with veneer plywood panels
- Top: laminate with solid wood edges
- Drawer fronts: solid wood
- Species: **K** Oak or **M** Maple
- Box/ File or Box/ Box/ File configuration
- 3/4 extension nylon drawer slides
- Integral pulls
- Dry-fit construction
- Shipped assembled

Part Number	Description	D" x W" x H"	Price
60PEM12216-K	SHAKER (RH60), Movable Pedestal, BF	22 x 16 x 25	\$772
60PEM12216-M	SHAKER (RH60), Movable Pedestal, BF	22 x 16 x 25	\$798
60PEM32216-K	SHAKER (RH60), Movable Pedestal, BBF	22 x 16 x 28	\$798
60PEM32216-M	SHAKER (RH60), Movable Pedestal, BBF	22 x 16 x 28	\$824

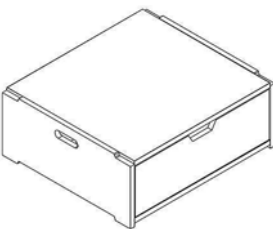


71-204

Standard includes:

- Case: solid hardwood with veneer plywood panels
- Top: laminate with solid wood edges
- Drawer fronts: solid wood
- Species: **K** Oak or **M** Maple
- 3/4 extension epoxy coated drawer slides
- Integral pulls
- Dry-fit construction
- Shipped assembled

Part Number	Description	D" x W" x H"	Price
60DR3X2430-K	SHAKER (RH60), Chest, 3-Drawer	24 x 30 x 30	\$1,184
60DR3X2430-M	SHAKER (RH60), Chest, 3-Drawer	24 x 30 x 30	\$1,226
60DR4X2430-K	SHAKER (RH60), Chest, 4-Drawer	24 x 30 x 38	\$1,422
60DR4X2430-M	SHAKER (RH60), Chest, 4-Drawer	24 x 30 x 38	\$1,464
60DR6X2430-K	SHAKER (RH60), Chest, 6-Drawer	24 x 30 x 46	\$2,176
60DR6X2430-M	SHAKER (RH60), Chest, 6-Drawer	24 x 30 x 46	\$2,218

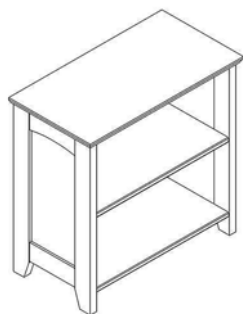


71-204

Standard includes:

- Case: solid hardwood
- Top: laminate with matching PVC edge band
- Species: **K** Oak or **M** Maple
- Nest or stack 5-high
- Integrated safety connector clip at rear
- 3/4 extension epoxy coated drawer slides
- Integral pull
- Dry-fit construction
- Shipped assembled

Part Number	Description	D" x W" x H"	Price
60DR1A2426-K	SHAKER (RH60), Single Drawer Stacker	24 x 26 x 10	\$434
60DR1A2426-M	SHAKER (RH60), Single Drawer Stacker	24 x 26 x 10	\$454



71-204

Standard includes:

- Case: solid hardwood with veneer plywood panels
- Top: laminate with solid wood edges
- Species: **K** Oak or **M** Maple
- Adjustable shelf
- Dry-fit construction
- Shipped assembled

Part Number	Description	D" x W" x H"	Price
60BK1S1230-K	SHAKER (RH60), Bookcase, 1-Shelf	12 x 30 x 30	\$606
60BK1S1230-M	SHAKER (RH60), Bookcase, 1-Shelf	12 x 30 x 30	\$622
60BK1S1236-K	SHAKER (RH60), Bookcase, 1-Shelf	12 x 36 x 30	\$636
60BK1S1236-M	SHAKER (RH60), Bookcase, 1-Shelf	12 x 36 x 30	\$652
60BK1S1630-K	SHAKER (RH60), Bookcase, 1-Shelf	16 x 30 x 30	\$622
60BK1S1630-M	SHAKER (RH60), Bookcase, 1-Shelf	16 x 30 x 30	\$636
60BK1S1636-K	SHAKER (RH60), Bookcase, 1-Shelf	16 x 36 x 30	\$652
60BK1S1636-M	SHAKER (RH60), Bookcase, 1-Shelf	16 x 36 x 30	\$664

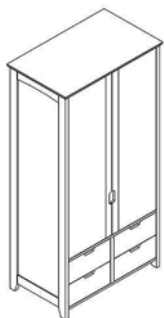


71-204

Standard includes:

- Case: solid hardwood with veneer plywood panels
- Top: laminate with solid wood edges
- Drawer front: solid wood
- Species: **K** Oak or **M** Maple
- 3/4 extension epoxy coated drawer slides
- Integral pull
- Dry-fit construction
- Shipped assembled

Part Number	Description	D" x W" x H"	Price
60NS1D2119-K	SHAKER (RH60), Night Stand, 1-Drawer	21 x 19 x 26	\$664
60NS1D2119-M	SHAKER (RH60), Night Stand, 1-Drawer	21 x 19 x 26	\$680



71-204

Standard includes:

- Case: solid hardwood with veneer plywood panels
- Top: plywood with solid wood edges
- Drawer fronts: solid wood
- Species: **K** Oak or **M** Maple
- Drawers have 3/4 extension epoxy coated slides, if specified
- Closet rod
- Hook on inside of door
- Integral pulls
- Dry-fit construction
- Shipped assembled

Options available:

- Mirror
- Tower bar

Part Number	Description	D" x W" x H"	Price	Mirror	TwlBar
60WAAI2442-K	SHAKER (RH60), Wardrobe, Closet Rod, Hook, 4-Drawer Split	24 x 42 x 74	\$3,592	+\$50	+\$88
60WAAI2442-M	SHAKER (RH60), Wardrobe, Closet Rod, Hook, 4-Drawer Split	24 x 42 x 74	\$3,662	+\$50	+\$88
60WABP2436-K	SHAKER (RH60), Wardrobe, Closet Rod, Hook, 2 Door	24 x 36 x 74	\$2,594	+\$50	+\$88
60WABP2436-M	SHAKER (RH60), Wardrobe, Closet Rod, Hook, 2 Door	24 x 36 x 74	\$2,662	+\$50	+\$88

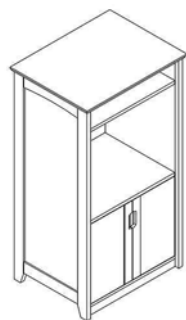


71-204

Standard includes:

- Case: solid hardwood with veneer plywood panels
- Top: laminate with solid wood edges
- Door fronts: solid wood
- Species: **K** Oak or **M** Maple
- Open shelf with cable management grommet in back panel
- Adjustable shelf behind doors
- Integral pulls
- Dry-fit construction
- Shipped assembled

Part Number	Description	D" x W" x H"	Price
60TVT12536-K	SHAKER (RH60), TV Stand, 2 Door, DVD Shelf	25 x 36 x 30	\$1,588
60TVT12536-M	SHAKER (RH60), TV Stand, 2 Door, DVD Shelf	25 x 36 x 30	\$1,672



71-204

Standard includes:

- Case: solid hardwood with veneer plywood panels
- Top: plywood with solid wood edges
- Door fronts: solid wood
- Species: **K** Oak or **M** Maple
- Slim shelf at top with cable management grommet in back
- Fixed height TV shelf with cable management grommet in back
- Adjustable shelf behind doors
- Integral pulls
- Dry-fit construction
- Shipped assembled

Part Number	Description	D" x W" x H"	Price
60TVE12436-K	SHAKER (RH60), Entertainment Center, Fixed Shelf, 2 Doors	24 x 36 x 60	\$2,048
60TVE12436-M	SHAKER (RH60), Entertainment Center, Fixed Shelf, 2 Doors	24 x 36 x 60	\$2,132

Crisp Traditionalism. A subtle mix of traditional and contemporary. Tahoma offers a slightly softer feel while keeping some of the design features of more traditional statements.



Features

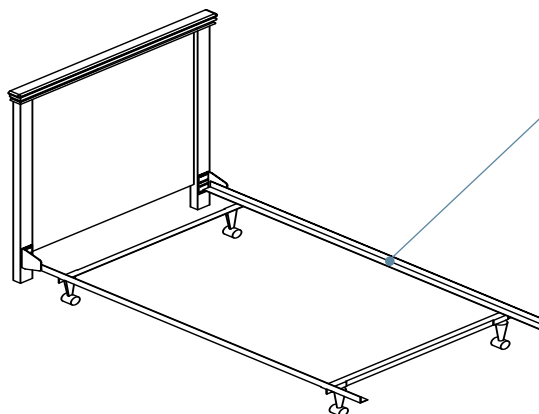
Bed

Construction

Headboard is hardwood veneer plywood with solid hardwood accents and rope molding detail.

Sizes

Available in king, queen, full and twin. Requires box spring and mattress.



Metal frame.

Attaches to headboard. Four casters for mobility.

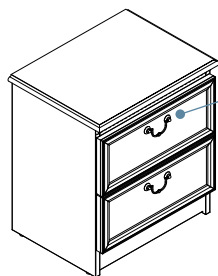
Nightstand

Construction

Dry-fit construction uses hidden metal-to-metal fasteners allowing simple component replacement in the field.

$\frac{3}{4}$ " hardwood veneer plywood with matching hardwood edge band and rope molding detail. Laminate top with profiled, solid hardwood edges.

Drawers have $\frac{3}{4}$ " hardwood veneer plywood with solid hardwood trim and removable fronts; $\frac{1}{2}$ " veneer plywood sides; $\frac{1}{4}$ " bottom with waterproof vinyl face; glue and dowel joinery; and open to $\frac{3}{4}$ of their depth.



Configurations

Available with 1- or 2-drawers.

Drawers.

Have decorative pulls and $\frac{3}{4}$ " extension epoxy coated slides.

Features

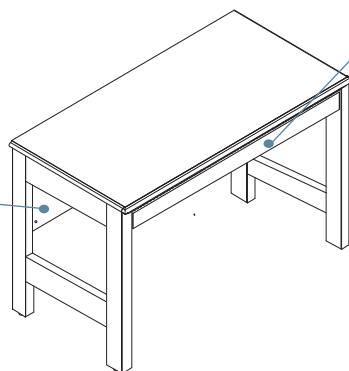
Desk

Construction

1" laminate work surface with profiled, solid hardwood edges. Solid hardwood legs.

Back panel.

$\frac{3}{4}$ " height for access to wall outlets and easy cable management.



Pencil drawer.

Keeps supplies organized and within reach.

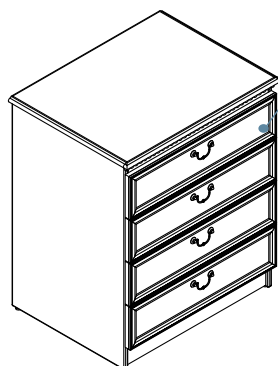
Chest

Construction

Dry-fit construction uses hidden metal-to-metal fasteners allowing simple component replacement in the field.

$\frac{3}{4}$ " hardwood veneer plywood with matching hardwood edge band and rope molding detail. Laminate top with profiled, solid hardwood edges.

Drawers have $\frac{3}{4}$ " hardwood veneer plywood with solid hardwood trim and removable fronts; $\frac{1}{2}$ " veneer plywood sides; $\frac{1}{4}$ " bottom with waterproof vinyl face; glue and dowel joinery; and open to $\frac{3}{4}$ of their depth.



Drawers.

Have decorative pulls and $\frac{3}{4}$ " extension epoxy coated slides.

Heights

Available in 4- or 5-high units. 6-drawer unit is 2 sets of 3-drawers, side-by-side.

Features

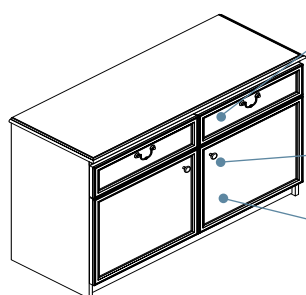
Buffet

Construction

Dry-fit construction uses hidden metal-to-metal fasteners allowing simple component replacement in the field.

$\frac{3}{4}$ " hardwood veneer plywood with matching hardwood edge band and rope molding detail. Laminate top with profiled, solid hardwood edges.

Drawers have $\frac{3}{4}$ " hardwood veneer plywood with solid hardwood trim and removable fronts; $\frac{1}{2}$ " veneer plywood sides; $\frac{1}{4}$ " bottom with waterproof vinyl face; glue and dowel joinery; and open to $\frac{3}{4}$ of their depth.



Drawers.

Have decorative pulls and $\frac{3}{4}$ extension epoxy coated slides.

Doors.

Have decorative knobs.

Interior.

Adjustable shelves behind doors.

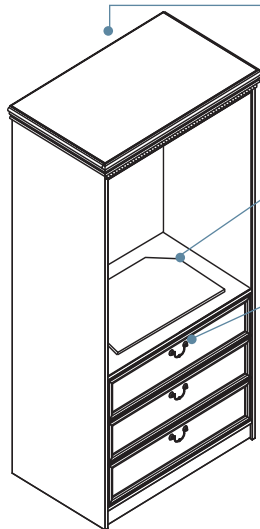
TV Armoire

Construction

Dry-fit construction using hidden metal-to-metal fasteners allowing simple component replacement in the field.

$\frac{3}{4}$ " hardwood veneer plywood with matching hardwood edge band and rope molding detail. Plywood top with profiled, solid hardwood edges.

Drawers have $\frac{3}{4}$ " hardwood veneer plywood with solid hardwood trim and removable fronts; $\frac{1}{2}$ " veneer plywood sides; $\frac{1}{4}$ " bottom with waterproof vinyl face; glue and dowel joinery; and open to $\frac{3}{4}$ of their depth.



Grommets.

Three in back for cable management.

TV turntable.

Pulls out and swivels 180 degrees.

Drawers.

Have decorative pulls and $\frac{3}{4}$ extension epoxy coated slides.

Configurations

Available with or without doors. Doors have decorative knobs.

Statement of Line



Bed



Desk



Chest



Nightstand



TV Armoire

Product not shown: Buffet

Configurations



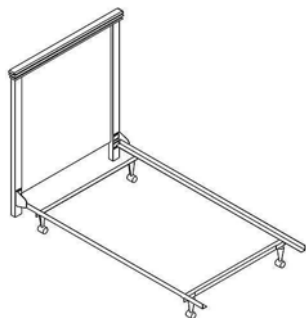
How to Specify

Example.	1. Model Number/Size	2. Species	3. Finish
	TADEAC4828	K	02

Step 1. Identify the Part Number from the succeeding product price pages.

Step 2. Select the Species:
K Oak

Step 3. Choose the Finish:
01 Natural
02 Light
30 Cinnamon Noche
40 Medium
42 Cherry
45 Wild Cherry
56 Acajou
60 Cocoa



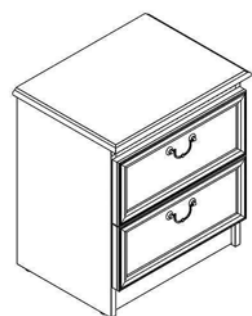
71-204

Tip: mattress sizes- Twin 36x80, Full 54x80, Queen 60x80, King 78x80. Requires Box Spring.

Standard includes:

- Headboard: veneer plywood with solid hardwood accents and rope molding detail: Oak
- Metal bed frame with casters
- Shipped ready to assemble

Part Number	Description	D" x W" x H"	Price
TABEM13978-K	TAHOMA, Bed, W/Headboard, Metal Frame, Twin	39 x 78 x 48	\$783
TABEM15478-K	TAHOMA, Bed, W/Headboard, Metal Frame, Full	54 x 78 x 48	\$837
TABEM16483-K	TAHOMA, Bed, W/Headboard, Metal Frame, Queen	64 x 83 x 48	\$900
TABEM18083-K	TAHOMA, Bed, W/Headboard, Metal Frame, King	80 x 83 x 48	\$1,031

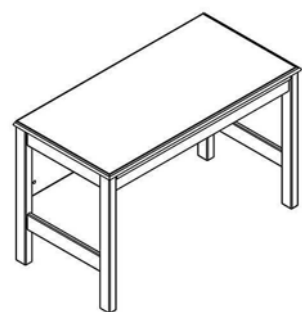


71-204

Standard includes:

- Case: veneer plywood, solid hardwood accents and edge band, rope molding detail: Oak
- Top: laminate with profiled, solid wood edges
- 3/4 extension epoxy coated drawer slides
- Decorative pulls
- Shipped assembled

Part Number	Description	D" x W" x H"	Price
TANS1D2216-K	TAHOMA, Night Stand, 1-Drawer	16 x 22 x 24	\$644
TANS2D2216-K	TAHOMA, Night Stand, 2-Drawer	16 x 22 x 24	\$854

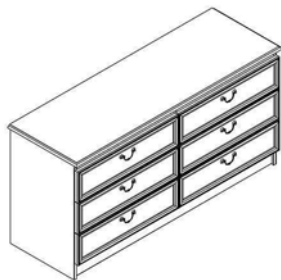


71-204

Standard includes:

- Case: solid hardwood legs with 3/4 height veneer back panel, rope molding detail: Oak
- Worksurface: laminate with profiled, solid wood edges
- Full width pencil drawer
- Shipped assembled

Part Number	Description	D" x W" x H"	Price
TADEAC4828-K	TAHOMA, Desk, Open Leg, Pencil Drawer	28 x 48 x 30	\$1,010

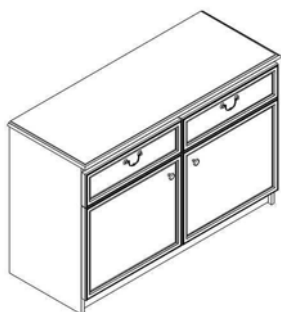


71-204

Standard includes:

- Case: veneer plywood, solid hardwood accents and edge band, rope molding detail: Oak
- Top: laminate with profiled, solid wood edges
- 3/4 extension epoxy coated drawer slides
- Decorative pulls
- Shipped assembled

Part Number	Description	D" x W" x H"	Price
TADR4X3024-K	TAHOMA, Chest, 4-Drawer	24 x 30 x 37	\$1,604
TADR5X2430-K	TAHOMA, Chest, 5-Drawer	24 x 30 x 45	\$1,832
TADR6X6020-K	TAHOMA, Chest, 6-Drawer	20 x 60 x 30	\$2,868



71-204

Standard includes:

- Case: veneer plywood, solid hardwood accents and edge band, rope molding detail: Oak
- Top: laminate with profiled, solid wood edges
- Two drawers with 3/4 extension epoxy coated slides
- Adjustable shelf behind doors
- Decorative pulls
- Shipped assembled

Part Number	Description	D" x W" x H"	Price
TABU1X4820-K	TAHOMA, Buffet	20 x 48 x 32	\$2,104

With an extensive product line that covers bedroom, living spaces, office and more, Westwood offers stylish storage with a clean design. The classic beauty of solid wood construction provides strength and style for any room setting.



Features

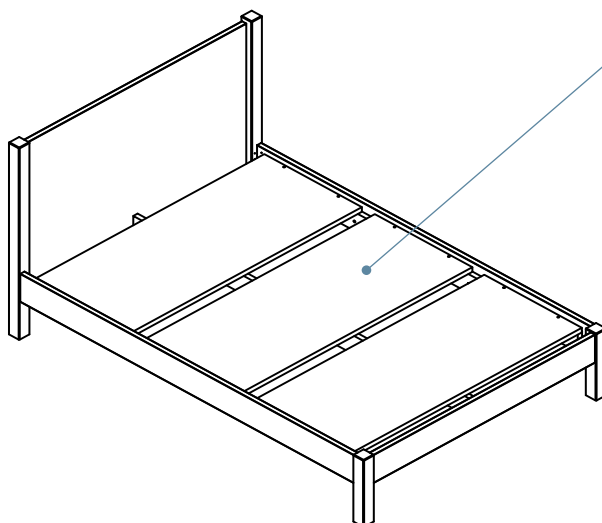
Bed

Construction

Solid hardwood posts with veneer plywood panels and rails with matching PVC edge band.

Sizes

Available in king, queen, full and twin.



Bed deck.

3-piece wood deck is at fixed height.

Platform style bed

Designed to be used with mattress and no box spring to provide a low profile appearance.

Desk

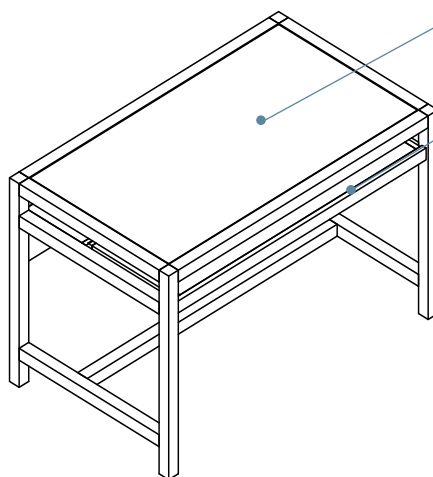
Construction

Glue and dowel assembly

Solid hardwood frame with veneer or glass top work surface and solid hardwood nosing.

Back panel.

Partial modesty panel provides privacy.

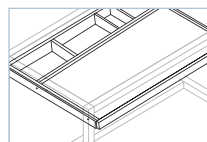


Work surface.

Available with a wood veneer or glass top.

Pull out shelf.

Full width pull out shelf contains 4 cubbies to keep small items organized.



Features

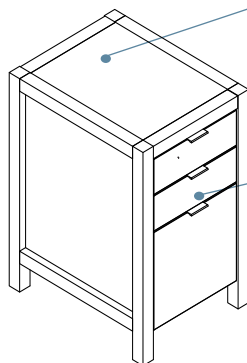
Pedestal

Construction

Glue and dowel assembly

$\frac{3}{4}$ " hardwood veneer panel insets with solid hardwood frame and a veneer top with solid hardwood nosing.

Drawers have removable, $\frac{3}{4}$ " hardwood veneer fronts with matching PVC edge band; $\frac{1}{2}$ " veneer plywood sides; $\frac{1}{4}$ " bottom with waterproof vinyl face; glue and dowel joinery; and open to their full depth.



Height.

At 30" high, the pedestal aligns with the work surface height of desk providing more work space.

Box/Box/File drawers.

Have black metal pulls and soft close, full extension steel ball bearing slides that provide a gentle, controlled closing.

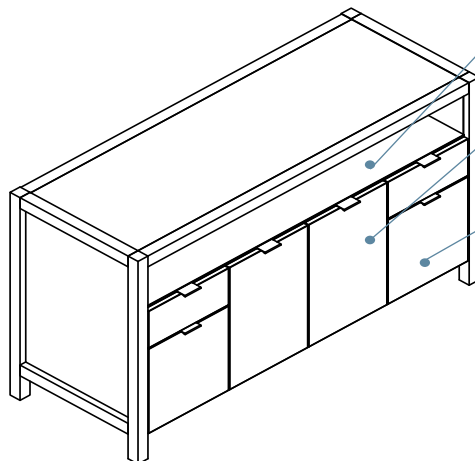
Credenza

Construction

Glue and dowel assembly

$\frac{3}{4}$ " hardwood veneer panel insets with solid hardwood frame and a veneer top with solid hardwood nosing.

Drawers have removable, $\frac{3}{4}$ " hardwood veneer fronts with matching PVC edge band; $\frac{1}{2}$ " veneer plywood sides; $\frac{1}{4}$ " bottom with waterproof vinyl face; glue and dowel joinery; and open to their full depth.



Slim shelf.

Full width slim shelf keeps small items handy.

Interior.

Two doors open to an adjustable shelf behind.

Box/File drawers.

Have black metal pulls and soft close, full extension steel ball bearing slides that provide a gentle, controlled close.

Features

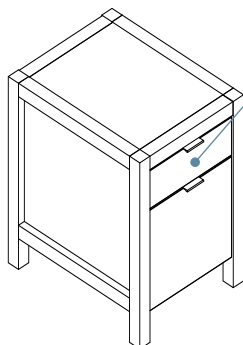
Nightstand

Construction

Glue and dowel assembly

$\frac{3}{4}$ " hardwood veneer panel insets with solid hardwood frame and a veneer top with solid hardwood nosing.

Drawers have removable, $\frac{3}{4}$ " hardwood veneer fronts with matching PVC edge band; $\frac{1}{2}$ " veneer plywood sides; $\frac{1}{4}$ " bottom with waterproof vinyl face; glue and dowel joinery; and open to their full depth.



Drawers.

Have black metal pulls and soft close, full extension steel ball bearing slides that provide a gentle, controlled close.

Configurations

Available with 1- or 2-drawers.

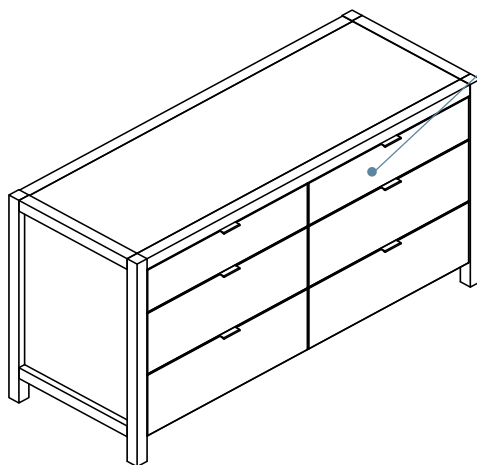
Chest

Construction

Glue and dowel assembly

$\frac{3}{4}$ " hardwood veneer panel insets with solid hardwood frame and a veneer top with solid hardwood nosing.

Drawers have removable, $\frac{3}{4}$ " hardwood veneer fronts with matching PVC edge band; $\frac{1}{2}$ " veneer plywood sides; $\frac{1}{4}$ " bottom with waterproof vinyl face; glue and dowel joinery; and open to their full depth.



Drawers.

Have black metal pulls and soft close, full extension steel ball bearing slides that provide a gentle, controlled close.

Configurations.

Available with 3-, 5- or 6-drawers.

Features

Armoire

Construction

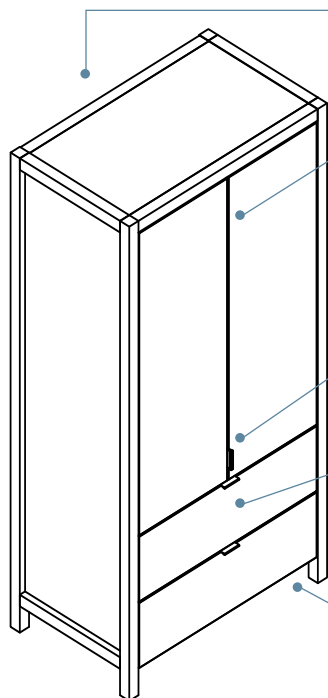
Glue and dowel assembly

$\frac{3}{4}$ " hardwood veneer panel insets with solid hardwood frame and a veneer top with solid hardwood nosing.

Drawers have removable, $\frac{3}{4}$ " hardwood veneer fronts with matching PVC edge band; $\frac{1}{2}$ " veneer plywood sides; $\frac{1}{4}$ " bottom with waterproof vinyl face; glue and dowel joinery; and open to their full depth.

Configurations

Available with 2-doors and 2- or 4-drawers.



Grommets.

Three located in back for cable management.

Interior.

2-drawer unit has four adjustable shelves and two pullout shelves. 4-drawer unit has four adjustable shelves.

Pulls.

Doors and drawers have black metal pulls.

Drawers.

Have soft close, full extension steel ball bearing slides that provide a gentle, controlled close.

Leveler glides.

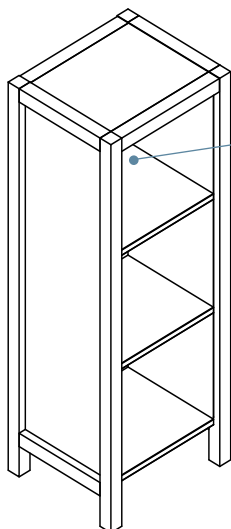
Adjustable to accommodate uneven floors.

Bookcase

Construction

Glue and dowel assembly

$\frac{3}{4}$ " hardwood veneer panel insets with solid hardwood frame and a veneer top with solid hardwood nosing.



Configurations

3-, 4- or 5-high units available in two widths (19" or 27" wide).

Cable management.

Fixed shelves have cutouts at back to allow cables to be managed vertically and stay organized. Cable grommet egress at back manages cables to exterior.

Features

Storage Cabinet

Construction

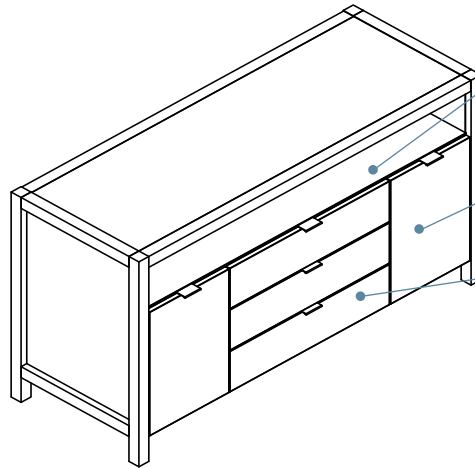
Glue and dowel assembly

$\frac{3}{4}$ " hardwood veneer panel insets with solid hardwood frame and a veneer top with solid hardwood nosing.

Drawers have removable, $\frac{3}{4}$ " hardwood veneer fronts with matching PVC edge band; $\frac{1}{2}$ " veneer plywood sides; $\frac{1}{4}$ " bottom with waterproof vinyl face; glue and dowel joinery; and open to their full depth.

Configurations

Available with three center drawers and 2-doors or 4-doors and 2-drawers.



Slim shelf.

Full width slim shelf provides a place for small items.

Interior.

Open storage space behind doors.

Drawers.

Have black metal pulls and soft close, full extension steel ball bearing slides that provide a gentle, controlled close.

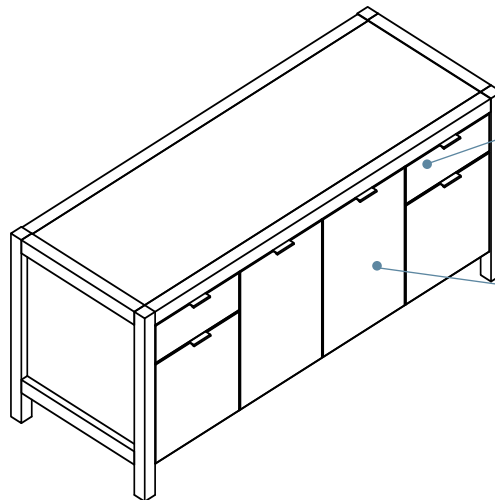
Media Storage

Construction

Glue and dowel assembly

$\frac{3}{4}$ " hardwood veneer panel insets with solid hardwood frame and a veneer top with solid hardwood nosing.

Drawers have removable, $\frac{3}{4}$ " hardwood veneer fronts with matching PVC edge band; $\frac{1}{2}$ " veneer plywood sides; $\frac{1}{4}$ " bottom with waterproof vinyl face; glue and dowel joinery; and open to their full depth.



Configurations

Available with or without doors.

Drawers.

Have black metal pulls and soft close, full extension steel ball bearing slides that provide a gentle, controlled close.

Interior.

Doors are optional. Adjustable shelf with cable management grommet in back.

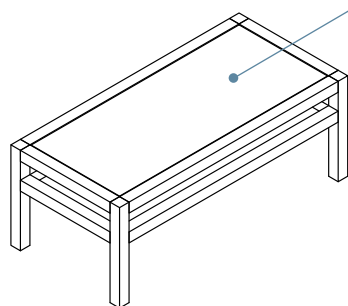
Features

Tables

Construction

Glue and dowel assembly

Solid hardwood frame with hardwood veneer plywood or glass top work surface and solid hardwood nosing.

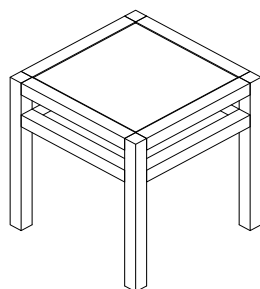


Top.

Available with a wood veneer or glass top.

Choices

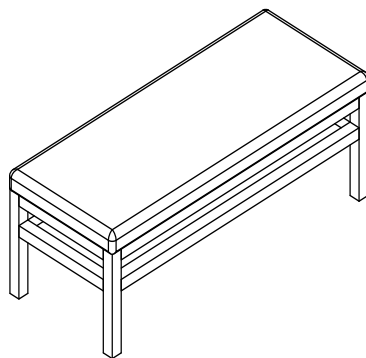
Collection includes a dining table and matching end, coffee and sofa occasional tables.



Luggage Bench

Construction

Upholstered cushion with solid hardwood legs.



Statement of Line



Bed



Desk



Six Drawer Chest



Nightstand



Wardrobe



Bookcase



Pedestal



Media Storage



Cabinet Storage



Bench



Dining Table



Coffee Table



End Table

Product not shown: Credenza

Configurations



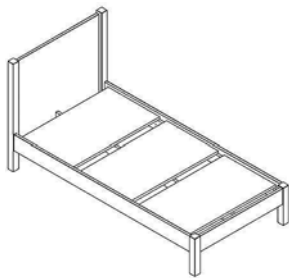
How to Specify

Example.	1. Model Number/Size	2. Species	3. Finish
	WWBK3S1719	M	01

Step 1. Identify the Part Number from the succeeding product price pages.

Step 2. Select the Species:
M Maple

Step 3. Choose the Finish:
01 Natural
42 Cherry
60 Cocoa
76 Mocha



71-204

Tip: mattress sizes- Twin 36x80, Full 54x80, Queen 60x80, King 78x80

Standard includes:

- Bed: solid wood posts with veneer plywood panels and rails: Maple
- Platform style bed
- Deck: 3-piece wood
- Shipped ready to assemble

Part Number	Description	D" x W" x H"	Price
WWBE3E4083-M	WESTWOOD, Bed, Twin	40 x 83 x 41	\$1,048
WWBE3E5883-M	WESTWOOD, Bed, Full	58 x 83 x 41	\$1,392
WWBE3E6483-M	WESTWOOD, Bed, Queen	64 x 83 x 41	\$1,572
WWBE3E8283-M	WESTWOOD, Bed, King	82 x 83 x 41	\$2,098

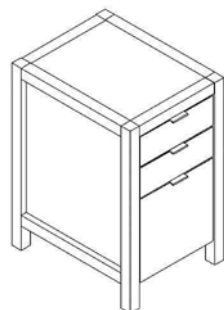


71-204

Standard includes:

- Frame: solid hardwood: Maple
- Worksurface: wood veneer or tempered glass
- Full width pull out shelf with 4 cubbies
- Shipped assembled

Part Number	Description	D" x W" x H"	Price
WWDKA12949-M	WESTWOOD, Desk, Veneer Top	29 x 49 x 30	\$2,038
WWDKA62949-M	WESTWOOD, Desk, Glass Top	29 x 49 x 30	\$2,300

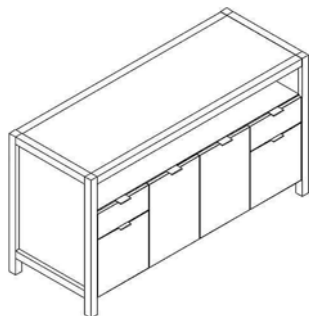


71-204

Standard includes:

- Case: solid hardwood frame with veneer panel inserts: Maple
- Top: wood veneer
- Box/ Box/ File
- Soft close, full extension steel ball bearing slides
- Black metal pulls
- Shipped assembled

Part Number	Description	D" x W" x H"	Price
WWPEM32318-M	WESTWOOD, Movable Pedestal, BBF	23 x 18 x 30	\$1,208

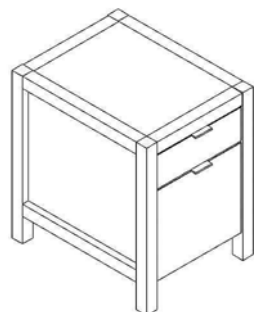


71-204

Standard includes:

- Case: solid hardwood frame with veneer panel inserts: Maple
- Top: wood veneer
- Open, full width shelf
- Box/ File with soft close, full extension steel ball bearing slides
- Two doors open to adjustable shelf behind
- Black metal pulls
- Shipped assembled

Part Number	Description	D" x W" x H"	Price
WWCR1X2360-M	WESTWOOD, Credenza	23 x 60 x 33	\$2,494



71-204

Standard includes:

- Case: solid hardwood frame with veneer panel inserts: Maple
- Top: wood veneer
- Soft close, full extension steel ball bearing slides
- Black metal pulls
- Shipped assembled

Part Number	Description	D" x W" x H"	Price
WWNS1D2318-M	WESTWOOD, Night Stand, 1-Drawer	23 x 18 x 24	\$1,048
WWNS2D2318-M	WESTWOOD, Night Stand, 2-Drawer	23 x 18 x 24	\$1,182

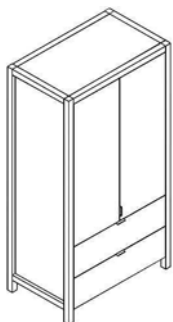


71-204

Standard includes:

- Case: solid hardwood frame with veneer panel inserts: Maple
- Top: wood veneer
- Soft close, full extension steel ball bearing slides
- Black metal pulls
- Shipped assembled

Part Number	Description	D" x W" x H"	Price
WWDR3X2332-M	WESTWOOD, Chest, 3-Drawer	23 x 32 x 33	\$1,444
WWDR5X2332-M	WESTWOOD, Chest, 5-Drawer	23 x 32 x 52	\$1,855
WWDR6X2360-M	WESTWOOD, Chest, 6-Drawer	23 x 60 x 33	\$2,362

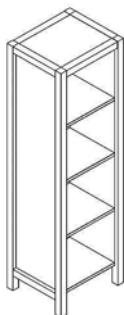


71-204

Standard includes:

- Case: solid hardwood frame with veneer panel inserts: Maple
- Top: wood veneer
- Soft close, full extension steel ball bearing slides
- Black metal pulls
- Cable management grommet in back
- Two drawer interior configuration: 2 adjustable shelves and 2 pull out shelves
- Four drawer interior configuration: 4 adjustable shelves
- Shipped assembled

Part Number	Description	D" x W" x H"	Price
WWWA2A2338-M	WESTWOOD, Armoire, 2-Drawer	23 x 38 x 72	\$2,888
WWWA92338-M	WESTWOOD, Armoire, 4-Drawer	23 x 38 x 72	\$3,176



71-204

Standard includes:

- Case: solid hardwood frame with veneer panel inserts: Maple
- Top and shelves: wood veneer with matching PVC edge band
- Fixed shelves
- Cutouts for cable management
- Shipped assembled

Part Number	Description	D" x W" x H"	Price
WWBK3S1719-M	WESTWOOD, Bookcase, 3-Shelf, 19" w	17 x 19 x 51	\$918
WWBK3S1727-M	WESTWOOD, Bookcase, 3-Shelf, 27" w	17 x 27 x 51	\$1,048
WWBK4S1719-M	WESTWOOD, Bookcase, 4-Shelf, 19" w	17 x 19 x 66	\$1,182
WWBK4S1727-M	WESTWOOD, Bookcase, 4-Shelf, 27" w	17 x 27 x 66	\$1,286
WWBK5S1719-M	WESTWOOD, Bookcase, 5-Shelf, 19" w	17 x 19 x 81	\$1,352
WWBK5S1727-M	WESTWOOD, Bookcase, 5-Shelf, 27" w	17 x 27 x 81	\$1,510

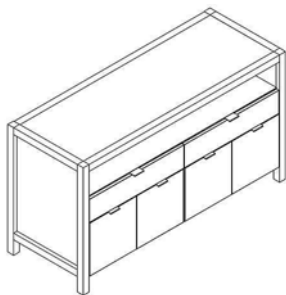


71-204

Standard includes:

- Case: solid hardwood frame with veneer panel inserts: Maple
- Top: wood veneer
- Open, full width shelf
- Three center drawers, full extension steel ball bearing slides
- Two single doors
- Black metal pulls
- Shipped assembled

Part Number	Description	D" x W" x H"	Price
WWSU2D2360-M	WESTWOOD, Storage Cabinet - 2 Door/3-Drawer	23 x 60 x 33	\$2,494

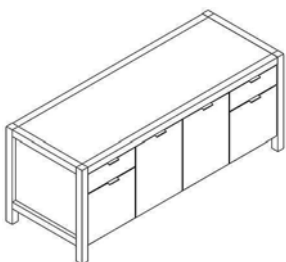


71-204

Standard includes:

- Case: solid hardwood frame with veneer panel inserts: Maple
- Top: wood veneer
- Open, full width shelf
- Two drawers with full extension steel ball bearing slides
- Four single doors with interior adjustable shelf
- Black metal pulls
- Shipped assembled

Part Number	Description	D" x W" x H"	Price
WWSU4D2360-M	WESTWOOD, Storage Cabinet, 4 Door/2-Drawer	23 x 60 x 33	\$2,494

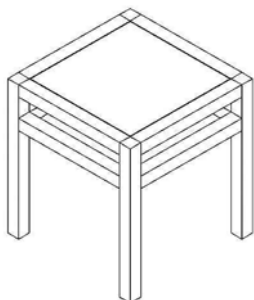


71-204

Standard includes:

- Case: solid hardwood frame with veneer panel inserts: Maple
- Top: wood veneer
- Four drawers with full extension steel ball bearing slides
- Adjustable shelf in middle with cable management cutout, with or without door
- Black metal pulls
- Shipped assembled

Part Number	Description	D" x W" x H"	Price
WWMC2D2360-M	WESTWOOD, Media Storage, 4-Drawer	23 x 60 x 24	\$2,168
WWMC4D2360-M	WESTWOOD, Media Storage, 2 Door/4-Drawer	23 x 60 x 24	\$2,232

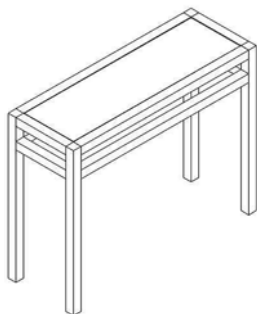


71-204

Standard includes:

- Frame: solid hardwood: Maple
- Top: wood veneer or tempered glass
- Shipped assembled

Part Number	Description	D" x W" x H"	Price
WWTBCG2042-M	WESTWOOD, Coffee Table, Glass Top	20 x 42 x 16	\$1,444
WWTBCX2042-M	WESTWOOD, Coffee Table, Veneer Top	20 x 42 x 16	\$1,182
WWTBEG2020-M	WESTWOOD, End Table, Glass Top	20 x 20 x 22	\$1,050
WWTBEX2020-M	WESTWOOD, End Table, Veneer Top	20 x 20 x 22	\$854

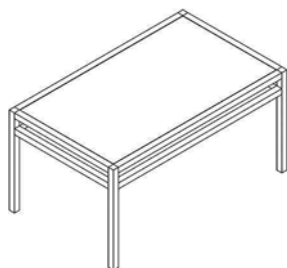


71-204

Standard includes:

- Frame: solid hardwood: Maple
- Top: wood veneer or tempered glass
- Shipped assembled

Part Number	Description	D" x W" x H"	Price
WWTBSG1548-M	WESTWOOD, Sofa Table, Glass Top	15 x 48 x 30	\$1,576
WWTBSX1548-M	WESTWOOD, Sofa Table, Veneer Top	15 x 48 x 30	\$1,378

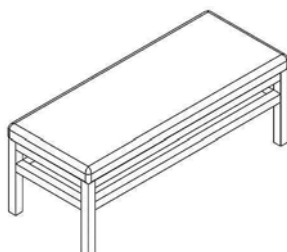


71-204

Standard includes:

- Frame: solid hardwood: Maple
- Top: wood veneer or tempered glass
- Shipped assembled

Part Number	Description	D" x W" x H"	Price
WWTBDG3660-M	WESTWOOD, Dining Table, Glass Top	36 x 60 x 30	\$2,372
WWTBDX3660-M	WESTWOOD, Dining Table, Veneer Top	36 x 60 x 30	\$2,100



71-204

Standard includes:

- Solid hardwood legs: Maple
- Upholstered cushion: base grade fabric
- Shipped assembled

Options available:

- Please call for pricing on Price Grade 4 fabric and above

Part Number	Description	D" x W" x H"	Price	Grade1	Grade2	Grade3
WWBN1X2050+M	WESTWOOD, Bench	20 x 50 x 18	\$1,050	+\$36	+\$72	+\$108

A new perspective on room solutions with a progressive look. Essix blends form and function to the advantage of the user, offering ample storage options with an aesthetic that will set you apart.



Features

Bed

Construction

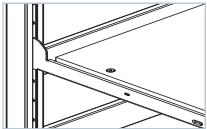
Extruded aluminum posts with $\frac{3}{4}$ " hardwood veneer rails and matching PVC edge band. Metal-to-metal connections (no glue) for durability and simple field replacement.

Bunk and loft.

Integrated stacking coupler at each post provides a secure and safe, patented connection that uses no pins.

One-piece metal side rail.

For strength and finished look. No welds, rivets or joints. The gussets are inverted to prevent potential drawer interference, maximize space under the bed and provide a clean aesthetic.



Height adjustable.

Patented one-piece steel pin channel allows bed deck height to be adjusted in 7 positions without tools on full size bed.

Bed deck.

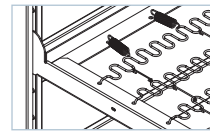
3-piece wood.

Optional decorative side rail.

Can be used with twin or full bed.

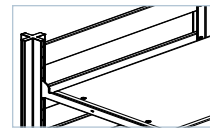
Height adjustable.

Patented one-piece steel pin channel allows bed deck height to be adjusted in 11 positions without tools on the twin bed. The pin channel also accommodates hang-on accessories.



Interchangeable bed decks.

Wood and spring decks on twin bed are universal and can be used with any of our five bed solutions-providing a long-term sustainable investment. See Bed Story section for additional information.



Headboard and footboard.

On the full size bed, both are solid panels. The headboard is taller than the footboard to provide a residential aesthetic.

One-piece metal side rail.

Features

Desk

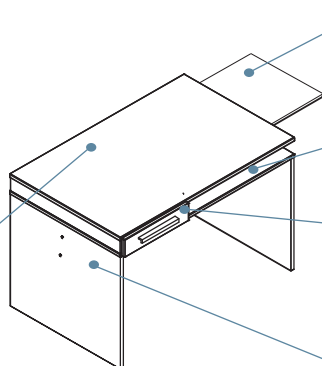
Construction

Glue and dowel assembly

¾" laminate worksurface with matching PVC edge band. ¾" hardwood veneer plywood or laminate with engineered wood core for the case and slab legs.

Larger work space.

The worksurface is 28" deep to provide more work area to accommodate technology, tools and group collaboration.



Pull out reference shelf.

Provides additional space for materials.

Accessory ledge.

Keeps small items at hand.

Removable drawer.

Can be removed and repositioned on the back to make the desk reversible.

Leg support choices.

Full end panel slab legs or 4-steel post legs in silver powder coat are available.

Organizer

Construction

Glue and dowel assembly

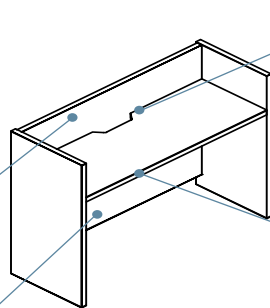
¾" hardwood veneer plywood or laminate with engineered wood core with matching PVC edge band.

Extended back and side panels.

Keep items from falling off and damaging walls.

Optional tack board.

Provides a place to display personal items.



Cable management.

Cable pass-through at bottom of back panel and egress grommet below shelf allow cables to be routed out back. Cutout at shelf allows vertical wire management.

Task light option.

Mounts in recessed area beneath shelf. Choice of fluorescent or energy efficient LED.

Features

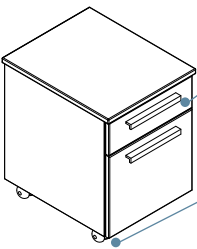
Mobile Pedestal

Construction

Glue and dowel assembly

3/4" hardwood veneer plywood or laminate with engineered wood core with matching PVC edge band.

Drawers have 3/4" veneer plywood or laminate removable front, 1/2" veneer plywood sides and 1/4" bottom with waterproof vinyl face; dove-tail joinery; and open to 3/4 of their depth.



Box/ File drawers.

Have aluminum bar pulls and 3/4 extension epoxy coated drawer slides.

Casters.

Allow for mobility. Mobile pedestal fits under desk or can be moved wherever storage is needed.

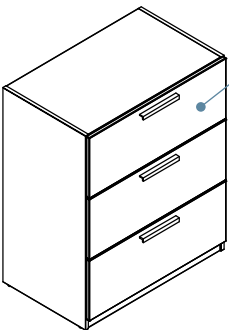
Chest

Construction

Glue and dowel assembly

3/4" hardwood veneer plywood or laminate with engineered wood core with matching PVC edge band.

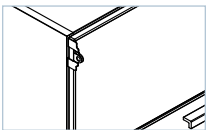
Drawers have 3/4" veneer plywood or laminate removable front, 1/2" veneer plywood sides and 1/4" bottom with waterproof vinyl face; dove-tail joinery; and open to 3/4 of its depth.



Drawers.

Large, deep drawers have aluminum bar pulls and 3/4 extension epoxy coated slides.

Optional Hasp Lock



Available on top drawer only. Use with own padlock to provide additional security.

Features

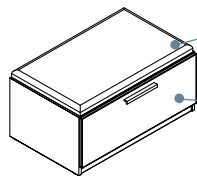
Single Drawer Storage

Construction

Glue and dowel assembly

¾" hardwood veneer plywood or laminate with engineered wood core with matching PVC edge band.

Drawers have ¾" veneer plywood or laminate removable front, ½" veneer plywood sides and ¼" bottom with waterproof vinyl face; dove-tail joinery; and open to ¾ of its depth.

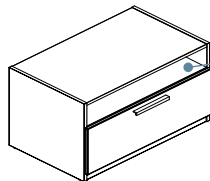


Seat cushion.

Upholstered cushion provides additional seating.

Drawer.

Large, deep drawer has aluminum bar pull and ¾ extension epoxy coated slides.



Slim shelf.

Full width slim shelf has cable management grommet in back to support gaming and media components.

Stacking Drawer

Construction

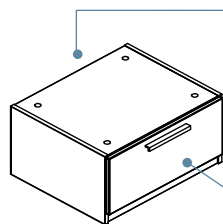
Glue and dowel assembly

¾" hardwood veneer plywood or laminate with engineered wood core with matching PVC edge band.

Drawers have ¾" veneer plywood or laminate removable front, ½" veneer plywood sides and ¼" bottom with waterproof vinyl face; dove-tail joinery; and open to ¾ of its depth.

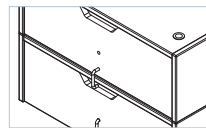
Stack or nest

Can be used side-by-side beneath bed or stack 4-high.



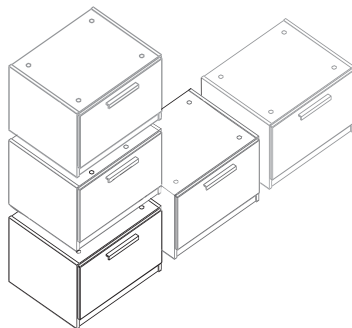
Integrated connector clip.

Located on the back side to link units when stacked.



Drawer.

Large, deep drawer has aluminum bar pull and ¾ extension epoxy coated slides.



Features

Box Storage Units

Construction

Glue and dowel assembly

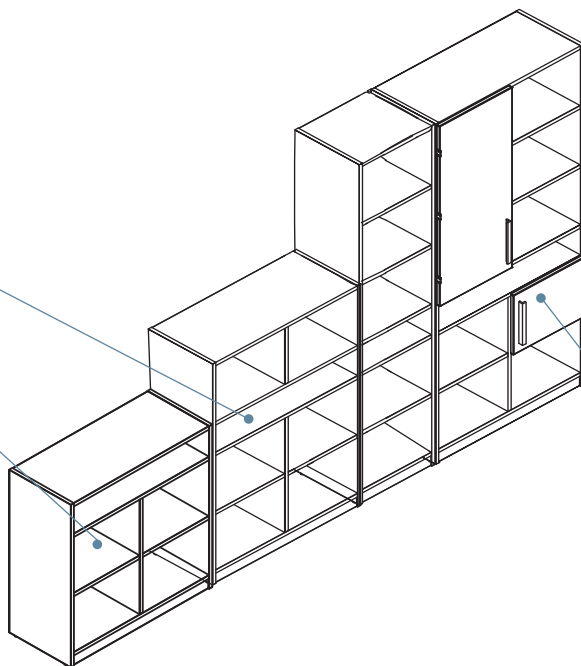
$\frac{3}{4}$ " hardwood veneer
plywood or laminate with
engineered wood core with
matching PVC edge band.

Slim shelf.

Full width slim shelf has
cable management
grommet in back.

Cubbies.

Choose from 4-.5-.6- or
10-cubbies. Fixed shelves
with cutouts at back of all
shelves allow cables to be
managed vertically and keep
things neat.



Design

Components align
dimensionally across
fronts to provide a clean,
consistent visual. Pieces
are designed to work
individually or together to
create a custom storage or
media wall. When used for
in-between spaces, it
defines an intimate space
for meeting and
collaborating.

Doors optional.

4- and 10-box storage units
have optional doors with
aluminum bar pulls.

Wardrobe

Construction

Glue and dowel assembly

$\frac{3}{4}$ " hardwood veneer
plywood or laminate with
engineered wood core with
matching PVC edge band.

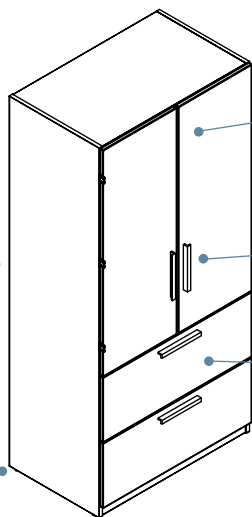
Drawers have $\frac{3}{4}$ " veneer
plywood or laminate
removable front, $\frac{1}{2}$ " veneer
plywood sides and
 $\frac{1}{4}$ " bottom with waterproof
vinyl face; dove-tail joinery;
and open to $\frac{3}{4}$ of its depth.

Grommets.

Three located in back for
cable management.

Leveler glides.

Four adjustable glides
accommodate uneven
floors.



Configurations

Available with 2-doors, or
2-doors with 2-drawers.

Interior.

Coat rod and coat hook.
2-door unit has fixed shelf
above coat rod.

Pulls.

Doors and drawers have
aluminum bar pulls.

Drawers.

Large, deep drawers have
 $\frac{3}{4}$ " extension epoxy coated
slides.

Optional Hasp Lock

Available on 2-drawer unit.
See Chest feature section
for additional details.

Statement of Line



Adjustable Height Bed*



Full Bed



Bed with Loft Kit*
and Guard Rail



Desk



Desk with
Organizer



Single Drawer
with Cushion



Single Drawer Stacker,
stack or side-by-side



Chest



4-, 6-, or 10-Box Storage
units with wire
management



Tower Storage Unit



Wardrobes, several
styles available



Accessory-
Box Shelf



Accessory-
Hook



Accessory-
Clip-on Shelf

Product not shown: Mobile Pedestal

*Note: for pricing and information on our bed solutions, please refer to the Bed Story section of the Price Book.

Configurations



How to Specify

Example. 1. Model Number/Size 2. Species and Finish

EXOR1A1242

K02

Step 1. Identify the Part Number from the succeeding product price pages.

Step 2. For wood casegoods, select the species and finish:

K Oak

02 Light

40 Medium

M Maple

01 Natural

42 Cherry

60 Cocoa

76 Mocha

For laminate casegoods, select laminate and the finish:

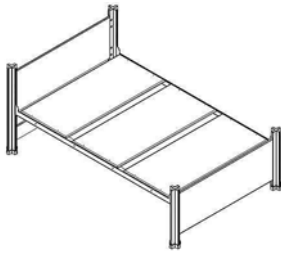
L Laminate

A4 Natural Maple

A7 Medium Oak

A8 Cocoa Maple

B2 Cherry Maple



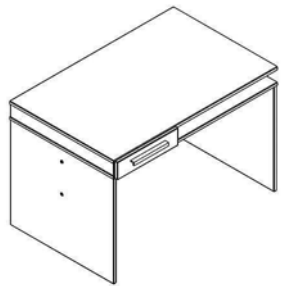
71-204

Tip: see Bed Story Section for additional bed solutions and accessories.

Standard includes:

- Extruded aluminum posts
- Veneer plywood headboard/footboard with matching PVC edge band
- Species: **K** Oak or **M** Maple
- One-piece steel side rails: black
- 7 deck heights with steel pin channel
- Deck: 3-piece wood
- Fits mattress size: 54x80
- Shipped ready to assemble

Part Number	Description	D" x W" x H"	Price
EXBE3W5485-K	ESSIX, Bed, Full, 3-Piece Wood Deck, Sized For 54 X 80 Mattress	56 x 89 x 38	\$1,284
EXBE3W5485-M	ESSIX, Bed, Full, 3-Piece Wood Deck, Sized For 54 X 80 Mattress	56 x 89 x 38	\$1,310

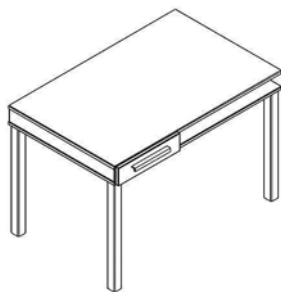


71-204

Standard includes:

- Case: veneer plywood or laminate with matching PVC edge band
- Worksurface: laminate with matching PVC edge band
- Species: **K** Oak or **M** Maple; **L** Laminate
- Field reversible unit with removable drawer
- Slide out reference shelf
- Pencil ledge
- 3/4 height back panel
- Aluminum bar pull
- Shipped ready to assemble

Part Number	Description	D" x W" x H"	Price
EXDEAZ2844-K	ESSIX, Desk, Slab Leg, Reversible Side Drawer	28 x 44 x 29	\$763
EXDEAZ2844-L	ESSIX, Desk, Slab Leg, Reversible Side Drawer	28 x 44 x 29	\$610
EXDEAZ2844-M	ESSIX, Desk, Slab Leg, Reversible Side Drawer	28 x 44 x 29	\$778

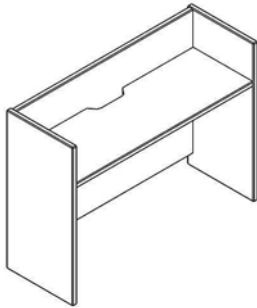


71-204

Standard includes:

- Case: veneer plywood or laminate with matching edge band
- Worksurface: laminate with matching PVC edge band
- Four steel post legs: silver powder coat
- Species: **K** Oak or **M** Maple; **L** Laminate
- Field reversible unit with removable drawer
- Slide out reference shelf
- Pencil ledge
- Aluminum bar pull
- Shipped ready to assemble

Part Number	Description	D" x W" x H"	Price
EXDEDH2844-K	ESSIX, Desk, Metal Leg, Reversible Side Drawer	28 x 44 x 29	\$827
EXDEDH2844-L	ESSIX, Desk, Metal Leg, Reversible Side Drawer	28 x 44 x 29	\$703
EXDEDH2844-M	ESSIX, Desk, Metal Leg, Reversible Side Drawer	28 x 44 x 29	\$844



71-204

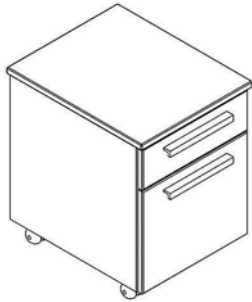
Standard includes:

- Veneer plywood or laminate with matching edge band
- Species: **K** Oak or **M** Maple; **L** Laminate
- Cable management cutouts
- Fixed shelf
- Shipped assembled

Options available:

- Tack board
- Task light: Florescent or LED

Part Number	Description	D" x W" x H"	Price	Tack	Light	LED
EXOR1X1242-K	ESSIX, Organizer	12 x 42 x 25	\$220	+\$50	+\$100	+\$187
EXOR1X1242-L	ESSIX, Organizer	12 x 42 x 25	\$195	+\$50	+\$100	+\$187
EXOR1X1242-M	ESSIX, Organizer	12 x 42 x 25	\$242	+\$50	+\$100	+\$187

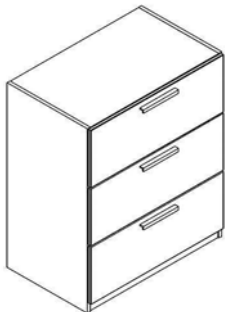


71-204

Standard includes:

- Veneer plywood or laminate with matching PVC edge band
- Species: **K** Oak or **M** Maple; **L** Laminate
- Box/ File
- 3/4 extension epoxy coated drawer slides
- Aluminum bar pulls
- Casters- 2 locking, 2 non-locking: black plastic
- Shipped assembled

Part Number	Description	D" x W" x H"	Price
EXPE1X1619-K	ESSIX, Mobile Pedestal, BF, Casters	16 x 19 x 22	\$508
EXPE1X1619-L	ESSIX, Mobile Pedestal, BF, Casters	16 x 19 x 22	\$432
EXPE1X1619-M	ESSIX, Mobile Pedestal, BF, Casters	16 x 19 x 22	\$518



71-204

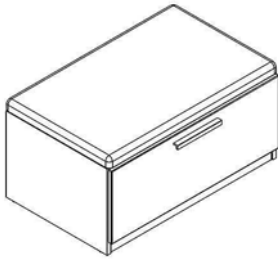
Standard includes:

- Veneer plywood or laminate with matching PVC edge band
- Species: **K** Oak or **M** Maple; **L** Laminate
- Three deep drawers with 3/4 extension epoxy coated slides
- Aluminum bar pulls
- Shipped assembled

Option available:

- Hasp lock on top drawer, only

Part Number	Description	D" x W" x H"	Price	Drawer Hasp
EXDR3X2236-K	ESSIX, Chest, 3-Drawer	22 x 36 x 42	\$1,076	+\$35
EXDR3X2236-L	ESSIX, Chest, 3-Drawer	22 x 36 x 42	\$861	+\$35
EXDR3X2236-M	ESSIX, Chest, 3-Drawer	22 x 36 x 42	\$1,098	+\$35



71-204
COM yardage: 1.25

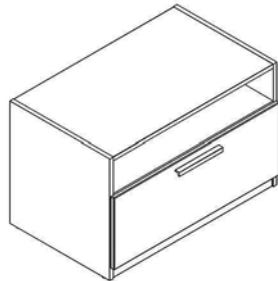
Standard includes:

- Veneer plywood or laminate with matching PVC edge band
- Species: **K** Oak or **M** Maple; **L** Laminate
- Seat cushion: base grade fabric
- One deep drawer with 3/4 extension epoxy coated slides
- Aluminum bar pull
- Shipped assembled

Options available:

- Please call for pricing on Price Grade 4 fabric and above

Part Number	Description	D" x W" x H"	Price	Grade1	Grade2	Grade3
EXDS1B2236-K	ESSIX, Single Drawer Storage W/Pad	22 x 36 x 18	\$714	+\$23	+\$45	+\$67
EXDS1B2236-L	ESSIX, Single Drawer Storage W/Pad	22 x 36 x 18	\$662	+\$23	+\$45	+\$67
EXDS1B2236-M	ESSIX, Single Drawer Storage W/Pad	22 x 36 x 18	\$727	+\$23	+\$45	+\$67

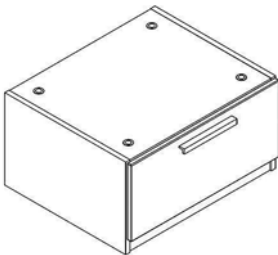


71-204

Standard includes:

- Veneer plywood or laminate with matching PVC edge band
- Species: **K** Oak or **M** Maple; **L** Laminate
- Slim open shelf with cable management grommet in back
- One deep drawer with 3/4 extension epoxy coated slides
- Aluminum bar pull
- Shipped assembled

Part Number	Description	D" x W" x H"	Price
EXDS1A2236-K	ESSIX, Single Drawer Storage With Slim	22 x 36 x 25	\$588
EXDS1A2236-L	ESSIX, Single Drawer Storage With Slim	22 x 36 x 25	\$470
EXDS1A2236-M	ESSIX, Single Drawer Storage With Slim	22 x 36 x 25	\$600

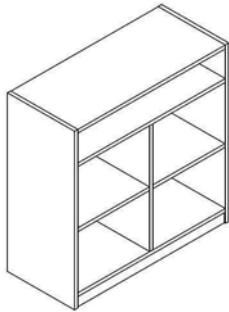


71-204

Standard includes:

- Veneer plywood with matching PVC edge band
- Species: **K** Oak or **M** Maple
- Nest or stack 4-high
- Integrated safety connector clip at rear
- One deep drawer with 3/4 extension epoxy coated slides
- Aluminum bar pull
- Shipped assembled

Part Number	Description	D" x W" x H"	Price
EXSD1C2226-K	ESSIX, Single Drawer Stacker	22 x 26 x 14	\$399
EXSD1C2226-L	ESSIX, Single Drawer Stacker	22 x 26 x 14	\$339
EXSD1C2226-M	ESSIX, Single Drawer Stacker	22 x 26 x 14	\$407

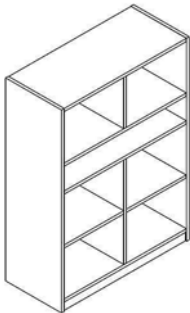


71-204

Standard includes:

- Veneer plywood or laminate with matching PVC edge band
- Species: **K** Oak or **M** Maple; **L** Laminate
- Four cubbies with fixed shelves
- Slim storage shelf with cable management grommet in back
- Cutout at back of shelves for vertical cable management
- Aluminum bar pull on doors, if specified
- Shipped assembled

Part Number	Description	D" x W" x H"	Price
EXSU4D1636-K	ESSIX, 4-Box Storage Unit with Doors W/ Slim	16 x 36 x 36	\$634
EXSU4D1636-L	ESSIX, 4-Box Storage Unit with Doors W/ Slim	16 x 36 x 36	\$507
EXSU4D1636-M	ESSIX, 4-Box Storage Unit With Doors W/ Slim	16 x 36 x 36	\$647
EXSU4S1636-K	ESSIX, 4-Box Storage Unit W/ Slim	16 x 36 x 36	\$534
EXSU4S1636-L	ESSIX, 4-Box Storage Unit W/ Slim	16 x 36 x 36	\$427
EXSU4S1636-M	ESSIX, 4-Box Storage Unit W/ Slim	16 x 36 x 36	\$545

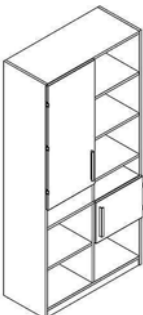


71-204

Standard includes:

- Veneer plywood or laminate with matching PVC edge band
- Species: **K** Oak or **M** Maple; **L** Laminate
- Six open cubbies with fixed shelves
- Slim storage shelf with cable management grommet in back
- Cutout at back of shelves for vertical cable management
- Shipped assembled

Part Number	Description	D" x W" x H"	Price
EXSU6S1636-K	ESSIX, Storage Unit, 6-Box, W/ Slim	16 x 36 x 48	\$701
EXSU6S1636-L	ESSIX, Storage Unit, 6-Box, W/ Slim	16 x 36 x 48	\$561
EXSU6S1636-M	ESSIX, Storage Unit, 6-Box, W/ Slim	16 x 36 x 48	\$715

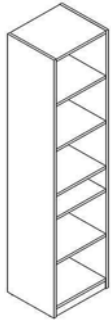


71-204

Standard includes:

- Veneer plywood or laminate with matching PVC edge band
- Species: **K** Oak or **M** Maple; **L** Laminate
- Ten cubbies with fixed shelves
- Slim storage shelf with cable management grommet in back
- Cutout at back of shelves for vertical cable management
- Aluminum bar pulls on doors, if specified
- Shipped assembled

Part Number	Description	D" x W" x H"	Price
EXSU1S1636-K	ESSIX, Storage Unit, 10-Box, W/ Slim	16 x 36 x 76	\$943
EXSU1S1636-L	ESSIX, Storage Unit, 10-Box, W/ Slim	16 x 36 x 76	\$754
EXSU1S1636-M	ESSIX, Storage Unit, 10-Box, W/ Slim	16 x 36 x 76	\$962
EXSU2S1636-K	ESSIX, Storage Unit, 10-Box, 2 Doors, W/ Slim	16 x 36 x 76	\$1,143
EXSU2S1636-L	ESSIX, Storage Unit, 10-Box, 2 Doors, W/ Slim	16 x 36 x 76	\$914
EXSU2S1636-M	ESSIX, Storage Unit, 10-Box, 2 Doors, W/ Slim	16 x 36 x 76	\$1,166



71-204

Standard includes:

- Veneer plywood or laminate with matching PVC edge band
- Species: **K** Oak or **M** Maple; **L** Laminate
- Five open cubbies with fixed shelves
- Slim storage shelf with cable management grommet in rear
- Cutout at back of shelves for vertical cable management
- Shipped assembled

Part Number	Description	D" x W" x H"	Price
EXSU5S1618-K	ESSIX, Storage Tower, 5-Box, W/ Slim	16 x 18 x 76	\$521
EXSU5S1618-L	ESSIX, Storage Tower, 5-Box, W/ Slim	16 x 18 x 76	\$417
EXSU5S1618-M	ESSIX, Storage Tower, 5-Box, W/ Slim	16 x 18 x 76	\$531



71-204

Standard includes:

- Veneer plywood or laminate with matching PVC edge band
- Species: **K** Oak or **M** Maple; **L** Laminate
- Coat rod: chrome
- Coat hook on inside of door
- Fixed shelf above coat rod on full door unit, only
- Drawers, if specified: 3/4 extension epoxy coated slides
- Aluminum bar pulls
- Cable management grommet in back panel
- Shipped assembled

Options available:

- Hasp lock on top drawer, only

Part Number	Description	D" x W" x H"	Price	Drawer Hasp
EXWABP2236-K	ESSIX, Wardrobe, 2 Door	22 x 36 x 76	\$1,338	
EXWABP2236-L	ESSIX, Wardrobe, 2-Door	22 x 36 x 76	\$1,070	
EXWABP2236-M	ESSIX, Wardrobe, 2 Door	22 x 36 x 76	\$1,365	
EXWACG2236-K	ESSIX, Wardrobe, 2-Door, 2-Drawer	22 x 36 x 76	\$1,488	+\$35
EXWACG2236-L	ESSIX, Wardrobe, 2-Door, 2-Drawer	22 x 36 x 76	\$1,220	+\$35
EXWACG2236-M	ESSIX, Wardrobe, 2-Door, 2-Drawer	22 x 36 x 76	\$1,515	+\$35

Freedom provides an extensive array of products to address a broad range of needs in any room setting. The beauty of solid wood fronts with integrated pulls, combined with solid wood edge banding, and solid wood legs, all adds up to an appealing solution with Freedom.



Features

Bed

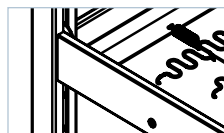
Construction

Mortise and tenon assembly

Solid wood posts and rails.

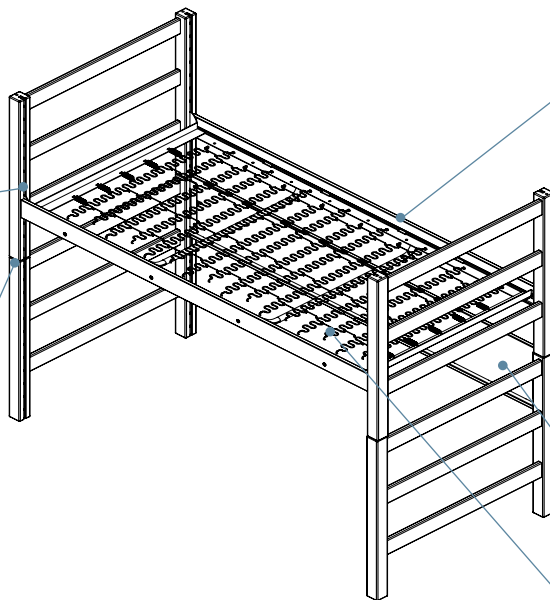
Height adjustable.

Patented one-piece pin channel allows bed height to be adjusted with no tools.



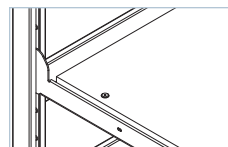
Bunk and loft with no tools.

For simplicity and flexibility. Utilizes steel pin-and-hole system to keep beds properly positioned and stable.



One-piece metal side rail.

For strength and finished look. No welds, rivets or joints. The gussets are inverted to prevent potential drawer interference, maximize space under the bed and provide a clean aesthetic.



Intuitive locking device.

Located on the loft kit stabilizer bar. Ensures safe, secure application.

Bed deck.

Spring bed deck can be adjusted to 11 heights.

Captain's Bed

Construction

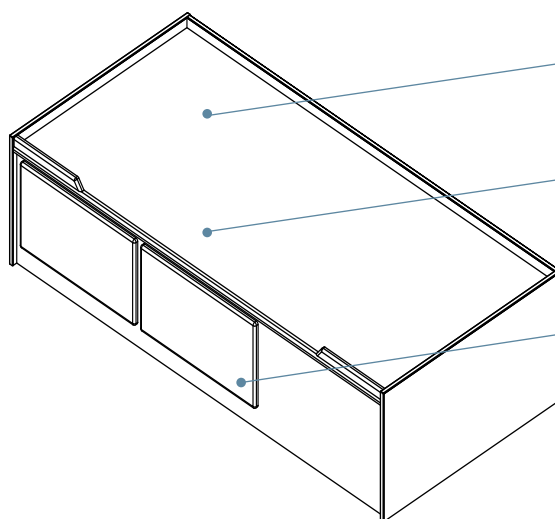
Glue and dowel assembly

$\frac{3}{4}$ " hardwood veneer plywood with solid wood edges.

Drawers have solid hardwood fronts; $\frac{15}{32}$ " plywood sides; $\frac{1}{4}$ " plywood bottom; and open to $\frac{3}{4}$ of their depth.

Configurations

Available with 2-, 3-, or 4-drawers.



Platform style bed.

Designed to be used with mattress and no box spring.

Storage.

Hinged door provides access to storage compartment under bed deck.

Drawers.

Have integral pulls and $\frac{3}{4}$ extension nylon slides.

Features

Desk

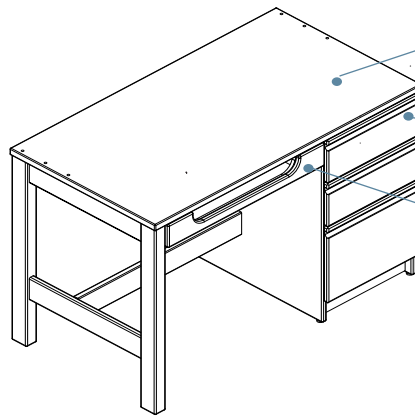
Construction

Combination of glue and dowel assembly and metal-to-metal connections.

Solid hardwood legs and $\frac{3}{4}$ " hardwood veneer panels with solid wood edges.

Laminate worksurface with solid wood edges.

Drawers have solid hardwood fronts; $\frac{15}{32}$ " plywood sides; $\frac{1}{4}$ " plywood bottom; and open $\frac{3}{4}$ of their depth.



Back panel.

Partial height for access to wall outlets and easy cord management.

Box/ Box/ File drawers.

Have integral linear pulls $\frac{3}{4}$ extension nylon slides.

Optional.

Combination drawer or keyboard tray.

Configurations

Available as a desk shell without storage or with Box/ Box/ File pedestal storage.

Organizer

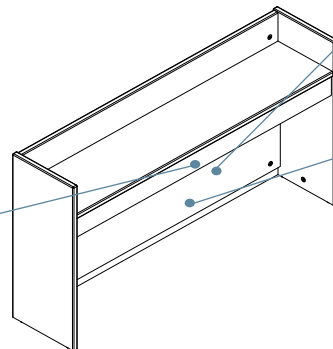
Construction

Combination of glue and dowel assembly and metal-to-metal connections.

$\frac{3}{4}$ " hardwood veneer panels with solid wood edges.

Task light option.

Mounts in the recessed area beneath shelf. Choice of fluorescent or energy efficient LED.



Cable management.

Cable management egress hole under shelf allows for cable routing.

Optional tack board.

Provides a place to display personal items.

Features

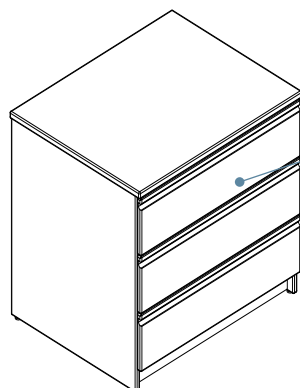
Chest

Construction

Combination of glue and dowel assembly and metal-to-metal connections.

$\frac{3}{4}$ " hardwood veneer panels with solid wood edges. Laminate top with solid wood edges.

Drawers have solid hardwood fronts; $\frac{15}{32}$ " plywood sides; $\frac{1}{4}$ " plywood bottom; and open $\frac{3}{4}$ " of their depth.



Configurations

Available with 3-, 4-, 5-drawers.

Drawers.

Have integral linear pulls and $\frac{3}{4}$ " extension nylon slides.

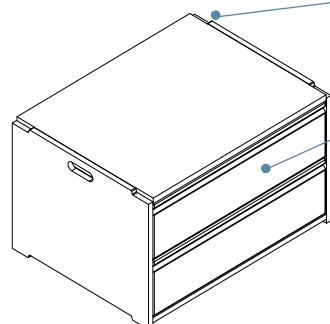
Stacking Drawers

Construction

Combination of glue and dowel assembly and metal-to-metal connections.

Solid hardwood sides with laminate inset tops and hardwood veneer plywood back.

Drawers have solid hardwood fronts; $\frac{15}{32}$ " plywood sides; $\frac{1}{4}$ " plywood bottom; and open $\frac{3}{4}$ " of their depth.

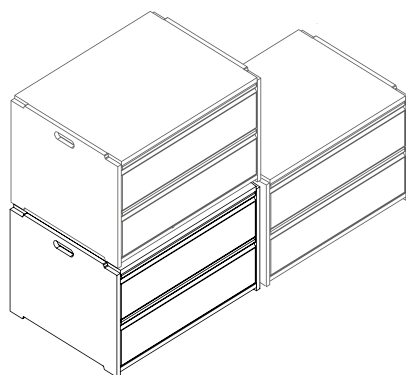


Stack or nest.

Can be used side-by-side beneath bed or stack 2-high.

Drawers.

Have integral linear pulls and $\frac{3}{4}$ " extension nylon slides.



Features

Wardrobe

Construction

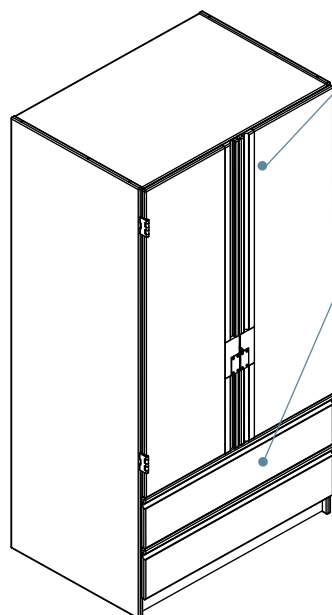
Combination of glue and dowel assembly and metal-to-metal connections.

$\frac{3}{4}$ " hardwood veneer panels with solid wood edges.

Drawers have solid hardwood fronts; $\frac{15}{32}$ " plywood sides; $\frac{1}{4}$ " plywood bottom; and open $\frac{3}{4}$ " of their depth.

Configurations

Available in either 2-doors or 2-doors with 2-drawers.

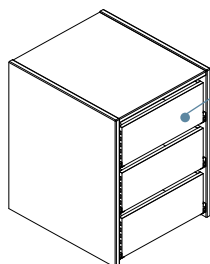


Interior.

Two half-shelves, coat rod, and coat hook on inside of the door.

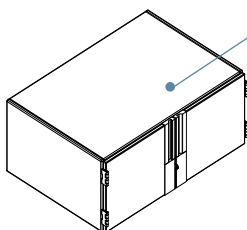
Drawers

Have integral linear pulls and $\frac{3}{4}$ " extension nylon slides. (On 2-drawer unit only).



Wardrobe insert.

Fits within wardrobe and includes three drawers for additional storage.



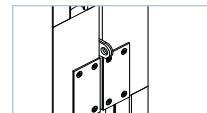
Wardrobe upper storage insert.

Mounts on top of wardrobe.

Optional Hasp Lock

Available on doors for additional security.

Optional Hasp Lock



Available on door for additional security. Use with own padlock.

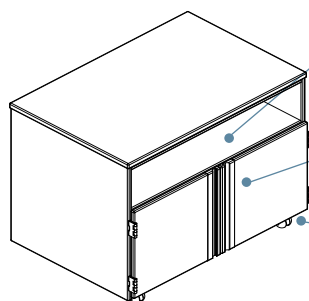
Features

TV Stand

Construction

Combination of glue and dowel assembly and metal-to-metal connections.

$\frac{3}{4}$ " hardwood veneer panels with solid wood edges. Laminate top with solid wood edges.



Open shelf.

Full width shelf has cable management in back.

Doors.

Have integrated pulls.

Casters.

Offer ease of mobility.

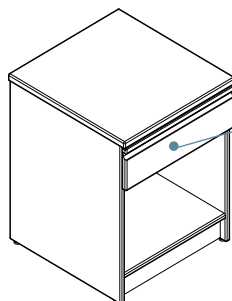
Nightstand

Construction

Combination of glue and dowel assembly and metal-to-metal connections.

$\frac{3}{4}$ " hardwood veneer panels with solid wood edges. Laminate top with solid wood edges.

Drawers have solid hardwood fronts; $\frac{15}{32}$ " plywood sides; $\frac{1}{4}$ " plywood bottom; and open $\frac{3}{4}$ of their depth.



Configurations

Available with 1-, 2-, or 3-drawers.

Drawers

Have integral linear pulls and $\frac{3}{4}$ extension nylon slides.

Statement of Line



Bed



Captain's Bed



Desk



Chest



Wardrobe



Organizer



Stacking Drawer



TV Stand

Products not shown: Nightstand

Configurations



How to Specify

Example. 1. Model Number/Size 2. Species

FRDR3X2430 **K02**

Step 1. Identify the Part Number from the succeeding product price pages.

Step 2. Select the Species and Finish:

K Oak

02 Light

40 Medium

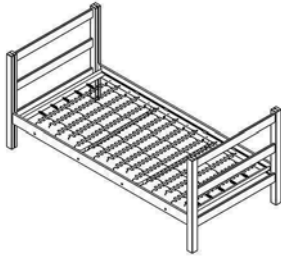
M Maple

01 Natural

42 Cherry

60 Cocoa

76 Mocha

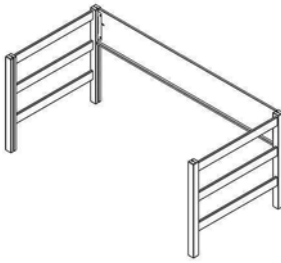


71-204

Standard includes:

- Solid hardwood posts and rails
- Species: **K** Oak or **M** Maple
- 2 steel pins for lofting and bunking with no tools
- One piece steel side rails: black
- 11 deck heights with steel pin channel
- Deck: spring
- One or two decorative rails
- Fits mattress size 36x80
- Shipped ready to assemble

Part Number	Description	D" x W" x H"	Price
FRBE3R3880-K	FREEDOM, Bed, Spring Deck, One Decorative Rail	80 x 38 x 37	\$787
FRBE3R3880-M	FREEDOM, Bed, Spring Deck, One Decorative Rail	80 x 38 x 37	\$815
FRBE3S3880-K	FREEDOM, Bed, Spring Deck, Two Decorative Rails	80 x 38 x 37	\$836
FRBE3S3880-M	FREEDOM, Bed, Spring Deck, Two Decorative Rails	80 x 38 x 37	\$870



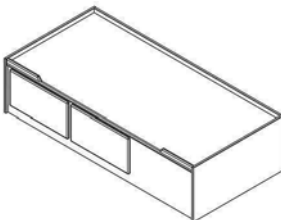
71-204

Tip: guard rail and ladder are recommended for use with loft kits.

Standard includes:

- Solid hardwood post and rails
- Species: **K** Oak or **M** Maple
- 2 steel pins for lofting with no tools
- Wood or metal stabilizer bar, includes safety locking device
- Shipped ready to assemble

Part Number	Description	D" x W" x H"	Price
FRLF3M3880-K	FREEDOM, Loft Kit, 3 Rail, Metal Stabilizer Rail	80 x 38 x 37	\$535
FRLF3M3880-M	FREEDOM, Loft Kit, 3 Rail, Wood Stabilizer Rail	80 x 38 x 37	\$562
FRLF3R3880-K	FREEDOM, Loft Kit, 3 Rail, Wood Stabilizer Rail	80 x 38 x 37	\$593
FRLF3R3880-M	FREEDOM, Loft Kit, 3 Rail, Wood Stabilizer Rail	80 x 38 x 37	\$615



71-204

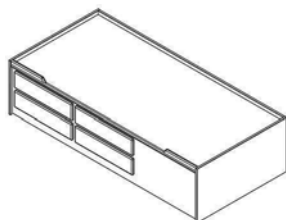
Standard includes:

- Veneer plywood with matching wood edge band
- Species: **K** Oak or **M** Maple
- 3/4 extension nylon drawer slides
- Storage compartment under bed deck
- **P3** Pull Option: Linear Pull
- Shipped assembled

Pull options available:

- **P1**: Recessed, polished brass pull
- **P2**: Semi-recessed wood pull
- **P4**: Routed wood pull

Part Number	Description	D" x W" x H"	Price	Pull
FRBEC23983-K	FREEDOM, Captain Bed, 2-Drawer, Drawers RH side	83 x 39 x 21	\$1,519	
FRBEC23983-M	FREEDOM, Captain Bed, 2-Drawer	83 x 39 x 21	\$1,580	
FRBEC33983-K	FREEDOM, Captain Bed, 3-Drawer	83 x 39 x 21	\$1,622	
FRBEC33983-M	FREEDOM, Captain Bed, 3-Drawer	83 x 39 x 21	\$1,688	



71-204

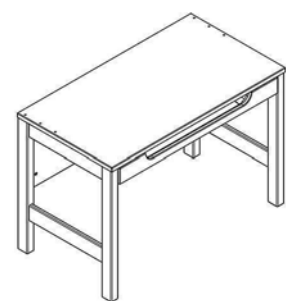
Standard includes:

- Veneer plywood with matching wood edge band
- Species: **K** Oak or **M** Maple
- 3/4 extension nylon drawer slides
- Storage compartment under bed deck
- **P3** Pull Option: Linear Pull
- Shipped assembled

Pull options available:

- **P1**: Recessed, polished brass pull
- **P2**: Semi-recessed wood pull
- **P4**: Routed wood pull

Part Number	Description	D" x W" x H"	Price	Pull
FRBEC43983-K	FREEDOM, Captain Bed, 4-Drawer	39 × 83 × 21	\$1,673	
FRBEC43983-M	FREEDOM, Captain Bed, 4-Drawer	39 × 83 × 21	\$1,740	



71-204

Standard includes:

- Case: solid hardwood legs with 3/4 height veneer plywood back panel
- Worksurface: laminate with matching wood edge band
- Species: **K** Oak or **M** Maple
- 3/4 height back panel
- **P3** Pull Option: Linear Pull
- Shipped assembled

Pull options available:

- **P1**: Recessed, polished brass pull
- **P2**: Semi-recessed wood pull
- **P4**: Routed wood pull

Part Number	Description	D" x W" x H"	Price	Pull
FRDEAA2444-K	FREEDOM, Desk, Open Leg	44 × 24 × 30	\$684	
FRDEAA2444-M	FREEDOM, Desk, Open Leg	44 × 24 × 30	\$713	
FRDEAE2444-K	FREEDOM, Desk, Open Leg, Combo Drawer	44 × 24 × 30	\$776	
FRDEAE2444-M	FREEDOM, Desk, Open Leg, Combo Drawer	44 × 24 × 30	\$807	



71-204

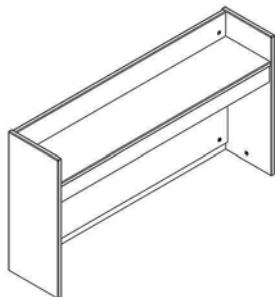
Standard includes:

- Case: solid hardwood legs with 3/4 height veneer plywood back panel
- Worksurface: laminate with matching wood edge band
- **P3** Pull Option: Linear Pull
- Species: **K** Oak or **M** Maple
- Box/ Box/ File with 3/4 extension epoxy coated drawer slides
- Shipped assembled

Pull options available:

- **P1**: Recessed, polished brass pull
- **P2**: Semi-recessed wood pull
- **P4**: Routed wood pull

Part Number	Description	D" x W" x H"	Price	Pull
FRDEAF2444-K	FREEDOM, Desk, Open Leg, BBF	44 × 24 × 30	\$948	
FRDEAF2444-M	FREEDOM, Desk, Open Leg, BBF	44 × 24 × 30	\$987	
FRDEAG2444-K	FREEDOM, Desk, Open Leg, BBF, Keyboard Tray	24 × 44 × 30	\$946	
FRDEAG2444-M	FREEDOM, Desk, Open Leg, BBF, Keyboard Tray	24 × 44 × 30	\$986	
FRDEAM2444-K	FREEDOM, Desk, Open Leg, BBF, Combo Drawer	24 × 44 × 30	\$1,002	
FRDEAM2444-M	FREEDOM, Desk, Open Leg, BBF, Combo Drawer	24 × 44 × 30	\$1,042	



71-204

Standard includes:

- Veneer plywood with matching wood edge band
- Species: **K** Oak or **M** Maple
- Cable management cutouts
- Fixed shelf
- Shipped assembled

Options available:

- Tack board
- Task light: Florescent or LED

Part Number	Description	D" x W" x H"	Price	Tack	Light	LED
FROR1X4410-K	FREEDOM, Organizer	44 x 10 x 24	\$360	+\$50	+\$100	+\$187
FROR1X4410-M	FREEDOM, Organizer	44 x 10 x 24	\$374	+\$50	+\$100	+\$187



71-204

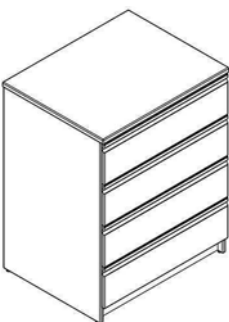
Standard includes:

- Case: solid wood sides with veneer plywood back panel and matching wood edge band
- Top: laminate
- **P3** Pull Option: Linear Pull
- Species: **K** Oak or **M** Maple
- Handhold on sides
- 3/4 extension epoxy coated drawer slides
- Stacks 2 high
- Integrated safety connector clip at rear
- Shipped assembled

Pull options available:

- **P1**: Recessed, polished brass pull
- **P2**: Semi-recessed wood pull
- **P4**: Routed wood pull

Part Number	Description	D" x W" x H"	Price	Pull
FRSD2B2427-K	FREEDOM, Stacker Storage, 2-Drawer	24 x 27 x 19	\$604	
FRSD2B2427-M	FREEDOM, Stacker Storage, 2-Drawer	24 x 27 x 19	\$627	



71-204

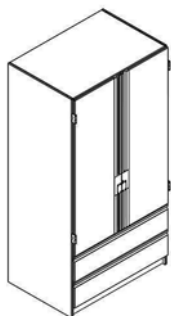
Standard includes:

- Case: veneer plywood with matching wood edge band
- Top: laminate with matching wood edge band
- **P3** Pull Option: Linear Pull
- Species: **K** Oak or **M** Maple
- 3/4 extension epoxy coated drawer slides
- Shipped assembled

Pull options available:

- **P1**: Recessed, polished brass pull
- **P2**: Semi-recessed wood pull
- **P4**: Routed wood pull

Part Number	Description	D" x W" x H"	Price	Pull
FRDR3X2430-K	FREEDOM, Chest, 3-Drawer	24 x 30 x 30	\$951	
FRDR3X2430-M	FREEDOM, Chest, 3-Drawer	24 x 30 x 30	\$990	
FRDR4X2430-K	FREEDOM, Chest, 4-Drawer	24 x 30 x 38	\$1,178	
FRDR4X2430-M	FREEDOM, Chest, 4-Drawer	24 x 30 x 38	\$1,224	
FRDR5X2430-K	FREEDOM, Chest, 5-Drawer	30 x 24 x 46	\$1,499	
FRDR5X2430-M	FREEDOM, Chest, 5-Drawer	30 x 24 x 46	\$1,559	



71-204

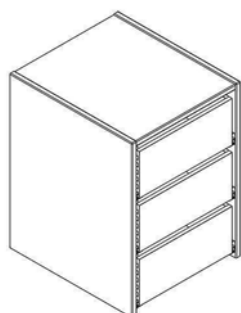
Standard includes:

- Veneer plywood with matching wood edge band
- **P3** Pull Option: Linear Pull
- Species: **K** Oak or **M** Maple
- 3/4 extension epoxy coated drawer slides
- Two adjustable half shelves
- Coat rod
- Coat hook on inside of door
- Shipped assembled

Options available:

- Hasp lock on doors, only
- **P1**: Recessed, polished brass pull
- **P2**: Semi-recessed wood pull
- **P4**: Routed wood pull

Part Number	Description	D" x W" x H"	Price	Door Hasp	Pull
FRWAAE2436-K	FREEDOM, Wardrobe, 2 Door, 2-Drawer	36 x 24 x 72	\$1,430	+\$35	
FRWAAE2436-M	FREEDOM, Wardrobe, 2 Door, 2-Drawer	36 x 24 x 72	\$1,487	+\$35	
FRWABT2436-K	FREEDOM, Wardrobe, 2 Door	36 x 24 x 72	\$1,200	+\$35	
FRWABT2436-M	FREEDOM, Wardrobe, 2 Door	36 x 24 x 72	\$1,249	+\$35	

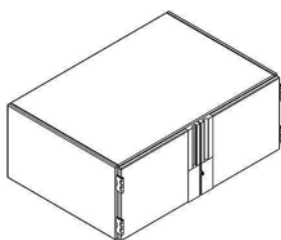


71-204

Standard includes:

- Veneer plywood with matching wood edge band
- Species: **K** Oak or **M** Maple
- Three drawers with 3/4 extension epoxy coated slides
- Shipped assembled

Part Number	Description	D" x W" x H"	Price
FRWADA2018-K	FREEDOM, Wardrobe Insert, 3-Drawer	18 x 20 x 24	\$581
FRWADA2018-M	FREEDOM, Wardrobe Insert, 3-Drawer	18 x 20 x 24	\$607



71-204

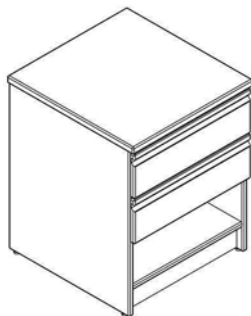
Standard includes:

- Case: veneer plywood with matching wood edge band
- Doors: solid wood
- Species: **K** Oak or **M** Maple
- Attaches to top of wardrobe
- **P3** Pull Option: Linear Pull
- Shipped assembled

Options available:

- Hasp lock on doors
- **P1**: Recessed, polished brass pull
- **P2**: Semi-recessed wood pull
- **P4**: Routed wood pull

Part Number	Description	D" x W" x H"	Price	Door Hasp	Pull
FRWAUS2436-K	FREEDOM, Wardrobe Insert, 2 Door	36 x 24 x 14	\$570	+\$35	
FRWAUS2436-M	FREEDOM, Wardrobe Insert, 2 Door	36 x 24 x 14	\$593	+\$35	



71-204

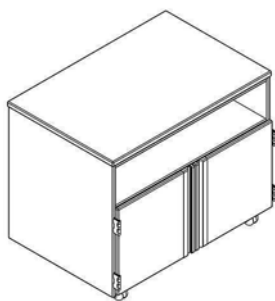
Standard includes:

- Case: veneer plywood with matching wood edge band
- Top: laminate with matching wood edge band
- **P3** Pull Option: Linear Pull
- Species: **K** Oak or **M** Maple
- 3/4 extension epoxy coated drawer slides
- Shipped assembled

Pull options available:

- **P1**: Recessed, polished brass pull
- **P2**: Semi-recessed wood pull
- **P4**: Routed wood pull

Part Number	Description	D" x W" x H"	Price	Pull
FRNS1D2019-K	FREEDOM, Nightstand, 1 Drawer	19 x 20 x 24	\$460	
FRNS1D2019-M	FREEDOM, Nightstand, 1 Drawer	19 x 20 x 24	\$480	
FRNS2D2019-K	FREEDOM, Nightstand, 2 Drawer	19 x 20 x 24	\$526	
FRNS2D2019-M	FREEDOM, Nightstand, 2 Drawer	19 x 20 x 24	\$546	
FRNS3D2019-K	FREEDOM, Nightstand, 3 Drawer	19 x 20 x 24	\$606	
FRNS3D2019-M	FREEDOM, Nightstand, 3 Drawer	19 x 20 x 24	\$630	



71-204

Standard includes:

- Case: veneer plywood with matching wood edge band
- Top: laminate with matching wood edge band
- Species: **K** Oak or **M** Maple
- Open, full width shelf with cable management grommet in back
- Casters
- **P3** Pull Option: Linear Pull
- Shipped assembled

Pull options available:

- **P1**: Recessed, polished brass pull
- **P2**: Semi-recessed wood pull
- **P4**: Routed wood pull

Part Number	Description	D" x W" x H"	Price	Pull
FRTVT12436-K	FREEDOM, TV Stand W/ 2 Door, Casters	36 x 24 x 28	\$1,122	
FRTVT12436-M	FREEDOM, TV Stand W/ 2 Door, Casters	36 x 24 x 28	\$1,166	

Medallion offers multiple Captain's Bed configurations, complemented with other furniture pieces to make a room truly functional. Elegant, hooded drawer pulls on selected pieces offer a refined appearance in any setting.



Features

Bed

Construction

Glue and dowel assembly

$\frac{3}{4}$ " hardwood veneer plywood with matching PVC edge band.

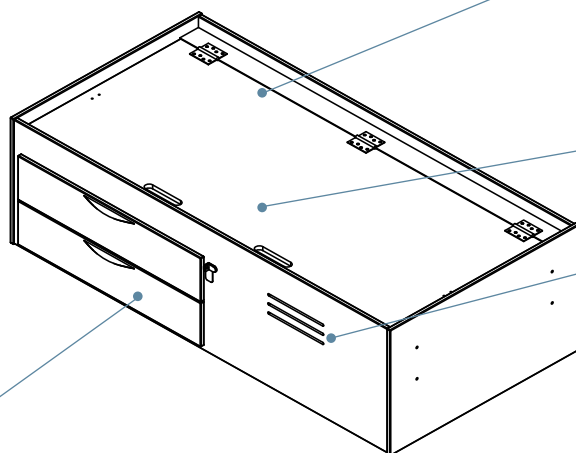
Drawers have removable $\frac{3}{4}$ " veneer plywood fronts; $\frac{1}{2}$ " veneer plywood sides; $\frac{1}{4}$ " bottom with waterproof vinyl face; dove-tail joinery; and open to $\frac{3}{4}$ of their depth.

Configurations

Available with 2-, 3-, or 4-drawers.

Drawers.

Choice of Black or Nickel Crescent shape pulls and $\frac{3}{4}$ " extension epoxy coated slides.



Storage.

Hinged door with pneumatic lift cylinders provides easy access to storage compartment under bed deck.

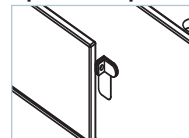
Platform style bed.

Designed to be used with mattress and no box spring.

Vents.

Provide air circulation for space below bed deck.

Optional Hasp Lock



Provides single point, central Hasp Lock for security, locking bed deck and drawers. Use with own padlock.

Storage Headboard

Construction

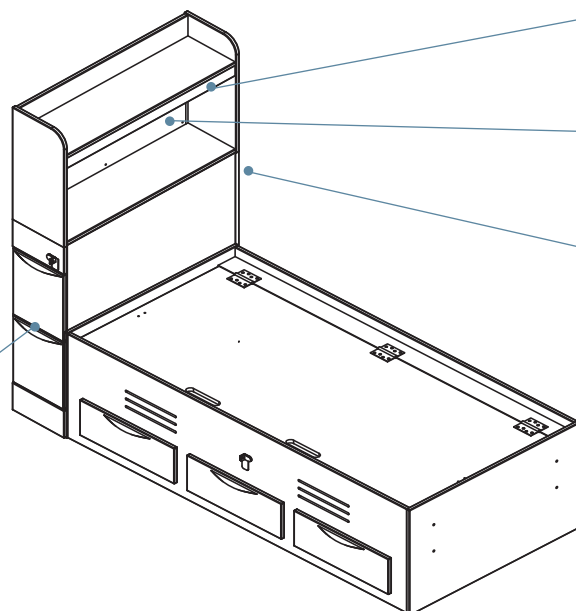
Glue and dowel assembly

$\frac{3}{4}$ " hardwood veneer plywood with matching PVC edge band.

Drawers have removable $\frac{3}{4}$ " veneer plywood fronts; $\frac{1}{2}$ " veneer plywood sides; $\frac{1}{4}$ " bottom with waterproof vinyl face; dove-tail joinery; and open to $\frac{3}{4}$ of their depth.

Drawers.

Choice of Black or Nickel Crescent shape pulls and $\frac{3}{4}$ " extension epoxy coated slides.



Task light.

Mounts in the recessed area beneath the fixed shelf.

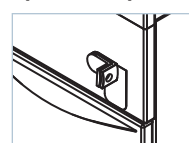
Tack board.

Provides a place to display personal items.

Power supply strip.

10' power cord with 4 grounded outlets and circuit breaker.

Optional Hasp Lock



Provides single point, central Hasp Lock for security, locking both drawers. Use with own padlock.

Features

Computer Wall Unit

Construction

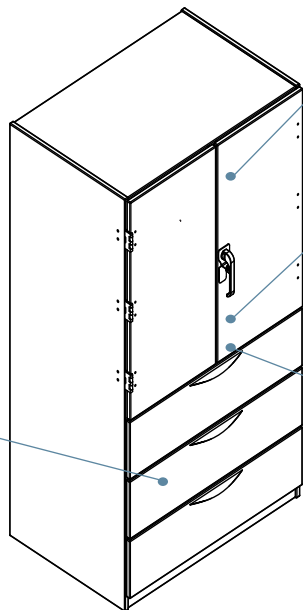
Glue and dowel assembly

$\frac{3}{4}$ " hardwood veneer plywood with matching PVC edge band.

Drawers have removable $\frac{3}{4}$ " veneer plywood fronts; $\frac{1}{2}$ " veneer plywood sides; $\frac{1}{4}$ " bottom with waterproof vinyl face; dove-tail joinery; and open to $\frac{3}{4}$ of their depth.

Drawers.

Choice of Black or Nickel Crescent shape pulls and $\frac{3}{4}$ " extension epoxy coated slides.



Interior.

Includes pullout tray to support a keyboard and two adjustable shelves.

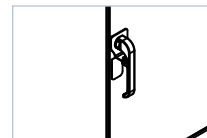
Power supply strip.

10' power cord with 4 grounded outlets and circuit breaker, one RJ 11 Item 3 with 8' cable and one RJ CAT 5 with 8' cable.

Optional drawer lock.

Located in cabinet, lever can be flipped to lock or unlock drawers below.

Optional Hasp Lock



Provides three point, central Hasp Lock for security, locking doors and drawers. Use with own padlock.

Wardrobe

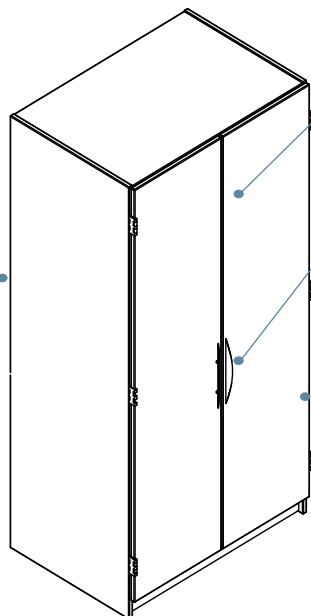
Construction

Glue and dowel assembly

$\frac{3}{4}$ " hardwood veneer plywood with matching PVC edge band.

Cable management.

Cutouts in back for cable management.



Interior.

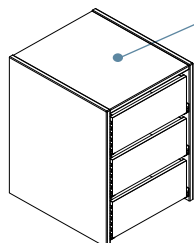
Includes closet rod and a coat hook on inside of door.

Doors.

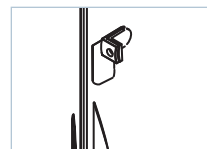
Have a choice of Black or Nickel Crescent shape pulls.

Wardrobe insert.

Fits inside of wardrobe to provide additional storage option. It has three drawers with integral pulls and $\frac{3}{4}$ " extension epoxy coated drawer slides.



Optional Hasp Lock



Available on doors to provide additional security. Use with own padlock.

Features

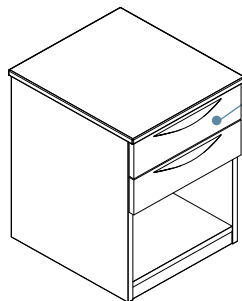
Nightstand

Construction

Glue and dowel assembly

$\frac{3}{4}$ " hardwood veneer plywood with matching PVC edge band.

Drawers have removable $\frac{3}{4}$ " veneer plywood fronts; $\frac{1}{2}$ " veneer plywood sides; $\frac{1}{4}$ " bottom with waterproof vinyl face; dove-tail joinery; and open to $\frac{3}{4}$ of their depth.



Drawers.

Choice of Black or Nickel Crescent shape pulls and $\frac{3}{4}$ extension epoxy coated slides.

Configurations.

Available with 1-drawer, 2-drawers, 1-drawer with door, 2-drawers with door.

Statement of Line



Bed with Storage
Headboard



Computer Wall Unit



Wardrobe



Nightstand

Products not shown: Wardrobe Insert

Configurations



How to Specify

Example. 1. Model Number/Size 2. Species and Finish

MDWAC32436

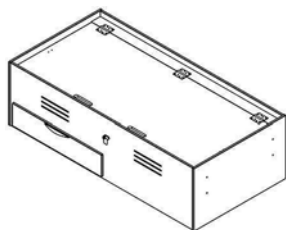
K02

Step 1. Identify the Part Number from the succeeding product price pages.

Step 2. Select the Species & Finish:

K Oak
02 Light
40 Medium

M Maple
01 Light
42 Cherry
60 Cocoa
76 Mocha



71-204

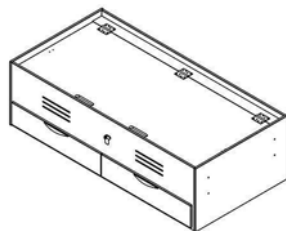
Standard includes:

- Veneer plywood with matching PVC edge band
- Species: **K** Oak or **M** Maple
- 3/4 extension epoxy coated drawer slides
- Drawers are not removable
- Black crescent shape pull
- Storage compartment under bed deck
- Pneumatic lift cylinders for bed deck to access storage
- Venting in sides for air circulation of space below deck
- Shipped assembled

Options available:

- Nickel crescent shape pull
- Single point, central hasp lock for security, locking bed deck and drawers

Part Number	Description	D" x W" x H"	Price	Central Hasp	Nickel Pull
MDBE1P4182-K	MEDALLION, Captain's Bed, Single Right Drawer, Black Pull	82 x 41 x 26	\$2,180	+\$75	+\$5
MDBE1P4182-M	MEDALLION, Captain's Bed, Single Right Drawer, Black Pull	82 x 41 x 26	\$2,266	+\$75	+\$5
MDBELP4182-K	MEDALLION, Captain's Bed, Single Left Drawer, Black Pull	82 x 41 x 26	\$2,180	+\$75	+\$5
MDBELP4182-M	MEDALLION, Captain's Bed, Single Left Drawer, Black Pull	82 x 41 x 26	\$2,266	+\$75	+\$5



71-204

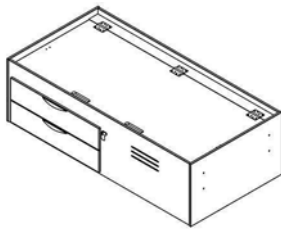
Standard includes:

- Veneer plywood with matching PVC edge band
- Species: **K** Oak or **M** Maple
- 3/4 extension epoxy coated drawer slides
- Choose removable or non-removable drawers, positioned along bottom
- Black crescent shape pulls
- Storage compartment under bed deck
- Pneumatic lift cylinders for bed deck to access storage
- Venting in sides for air circulation of space below deck
- Shipped assembled

Options available:

- Nickel crescent shape pulls
- Single point, central hasp lock for security, locking bed deck and drawers

Part Number	Description	D" x W" x H"	Price	Central Hasp	Nickel Pull
MDBE2B4182-K	MEDALLION, Captain's Bed, 2 Fixed Drawers, Black Pull	82 x 41 x 26	\$2,374	+\$75	+\$10
MDBE2B4182-M	MEDALLION, Captain's Bed, 2 Fixed Drawers, Black Pull	82 x 41 x 26	\$2,466	+\$75	+\$10
MDBE2P4182-K	MEDALLION, Captain's Bed, 2 Removable and Stackable Drawers, Black Pull	82 x 41 x 26	\$2,372	+\$75	+\$10
MDBE2P4182-M	MEDALLION, Captain's Bed, 2 Removable and Stackable Drawers, Black Pull	82 x 41 x 26	\$2,466	+\$75	+\$10



71-204

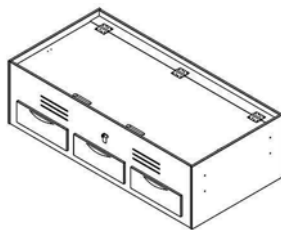
Standard includes:

- Veneer plywood with matching PVC edge band
- Species: **K** Oak or **M** Maple
- 3/4 extension epoxy coated drawer slides
- Drawers are not removable
- Drawers can be specified on the right or left
- Black crescent shape pulls
- Storage compartment under bed deck
- Pneumatic lift cylinders for bed deck to access storage
- Venting in sides for air circulation of space below deck
- Shipped assembled

Options available:

- Nickel crescent shape pulls
- Single point, central hasp lock for security, locking bed deck and drawers

Part Number	Description	D" x W" x H"	Price	Central Hasp	Nickel Pull
MDBE2R4182-K	MEDALLION, Captain's Bed, 2 Right Drawers, Black Pull	82 x 41 x 26	\$2,372	+\$75	+\$10
MDBE2R4182-M	MEDALLION, Captain's Bed, 2 Right Drawers, Black Pull	82 x 41 x 26	\$2,466	+\$75	+\$10
MDBE2Z4182-K	MEDALLION, Captain's Bed, 2 Left Drawers, Black Pull	82 x 41 x 26	\$2,372	+\$75	+\$10
MDBE2Z4182-M	MEDALLION, Captain's Bed, 2 Left Drawers, Black Pull	82 x 41 x 26	\$2,466	+\$75	+\$10



71-204

Standard includes:

- Veneer plywood with matching PVC edge band
- Species: **K** Oak or **M** Maple
- 3/4 extension epoxy coated drawer slides
- Drawers are not removable
- Black crescent shape pulls
- Storage compartment under bed deck
- Pneumatic lift cylinders for bed deck to access storage
- Venting in sides for air circulation of space below deck
- Shipped assembled

Options available:

- Nickel crescent shape pulls
- Single point, central hasp lock for security, locking bed deck and drawers

Part Number	Description	D" x W" x H"	Price	Central Hasp	Nickel Pull
MDBE3A4182-K	MEDALLION, Captain's Bed, 3 Drawer, Black Pull	82 x 41 x 26	\$2,520	+\$75	+\$15
MDBE3A4182-M	MEDALLION, Captain's Bed, 3 Drawer, Black Pull	82 x 41 x 26	\$2,620	+\$75	+\$15



71-204

Standard includes:

- Veneer plywood with matching PVC edge band
- Species: **K** Oak or **M** Maple
- 3/4 extension epoxy coated drawer slides
- Black crescent shape pulls
- Task light, florescent, in upper compartment
- Tack board in upper compartment
- Power supply strip with 10' power cord, 4 grounded outlets and circuit breaker
- Shipped in two pieces, upper and lower units, assembled in field

Options available:

- Nickel crescent shape pulls
- Single point, central hasp lock for security, locking drawers

Part Number	Description	D" x W" x H"	Price	Central Hasp	Nickel Pull
MDHB1X1242-K	MEDALLION, Storage Headboard, Task Light, Tack Board, Black Pull	42 x 12 x 64	\$1,414	+\$50	+\$10
MDHB1X1242-M	MEDALLION, Storage Headboard, Task Light, Tack Board, Black Pull	42 x 12 x 64	\$1,470	+\$50	+\$10



71-204

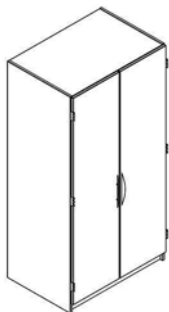
Standard includes:

- Veneer plywood with matching PVC edge band
- Species: **K** Oak or **M** Maple
- 3/4 extension epoxy coated drawer slides
- Black crescent shape pulls on drawers
- Cable management cutouts in back and on shelves
- Task light, florescent, in upper compartment
- Pullout tray for keyboard
- Power supply strip with 10' power cord, 4 grounded outlets and circuit breaker, 1 RJ 11 Item 3 with 8' cable and 1 RJ 45 Cat 5 with 8' cable
- Shipped assembled

Options available:

- Nickel crescent shape pulls
- Three point, central hasp lock for security and internal gang locking of drawers

Part Number	Description	D" x W" x H"	Price	Central Hasp	Nickel Pull
MDWAC12436-K	MEDALLION, Wall Unit, 3 Drawer, 2 Door, Black Pull	24 x 36 x 60	\$2,346	+\$100	+\$15
MDWAC12436-M	MEDALLION, Wall Unit, 3 Drawer, 2 Door, Black Pull	24 x 36 x 60	\$2,438	+\$100	+\$15



71-204

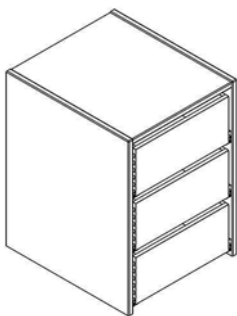
Standard includes:

- Veneer plywood with matching PVC edge band
- Species: **K** Oak or **M** Maple
- 3/4 extension epoxy coated drawer slides
- Black crescent shape pulls on drawers
- Cable management cutouts in back and on shelves
- Closet rod
- Coat rod on inside of door
- Shipped assembled

Options available:

- Nickel crescent shape pulls
- Hasp lock on doors, only

Part Number	Description	D" x W" x H"	Price	Door Hasp	Nickel Pull
MDWABP2436-K	MEDALLION, Wardrobe, 2 Door, Black Pull	24 x 36 x 72	\$1,224	+\$35	+\$10
MDWABP2436-M	MEDALLION, Wardrobe, 2 Door, Black Pull	24 x 36 x 72	\$1,272	+\$35	+\$10

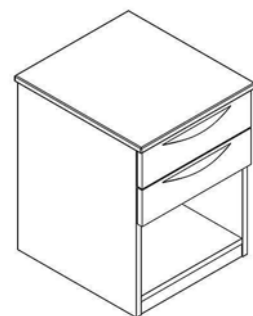


71-204

Standard includes:

- Veneer plywood with matching PVC edge band
- Species: **K** Oak or **M** Maple
- 3/4 extension epoxy coated drawer slides
- Shipped assembled

Part Number	Description	D" x W" x H"	Price
MDWADA2018-K	MEDALLION, Wardrobe Insert, 3-Drawer	18 x 20 x 24	\$620
MDWADA2018-M	MEDALLION, Wardrobe Insert, 3-Drawer	18 x 20 x 24	\$646



71-204

Standard includes:

- Veneer plywood with matching PVC edge band
- Species: **K** Oak or **M** Maple
- 3/4 extension epoxy coated drawer slides
- Black crescent shape pulls
- Shipped assembled

Option available:

- Nickel crescent shape pulls

Part Number	Description	D" x W" x H"	Price	Nickel Pull
MDNS2D2018-K	MEDALLION, Nightstand, 2-Drawer, Black Pull	20 x 18 x 24	\$680	+\$10
MDNS2D2018-M	MEDALLION, Nightstand, 2-Drawer, Black Pull	20 x 18 x 24	\$708	+\$10

Modular, Flexible, Strong. With over 50 configurations, MFS sets up just the way you want it and rearranges easily without tools. With unmatched durability, MFS is solid construction built to be climbed on.



MFS and MFS Renew

Both MFS and MFS Renew offer the same features and benefits and are interchangeable with each other. The only difference is the removal of the decorative solid wood corner joint to create the MFS Renew furniture pieces. This results in a more streamlined aesthetic and a lower price option.



MFS



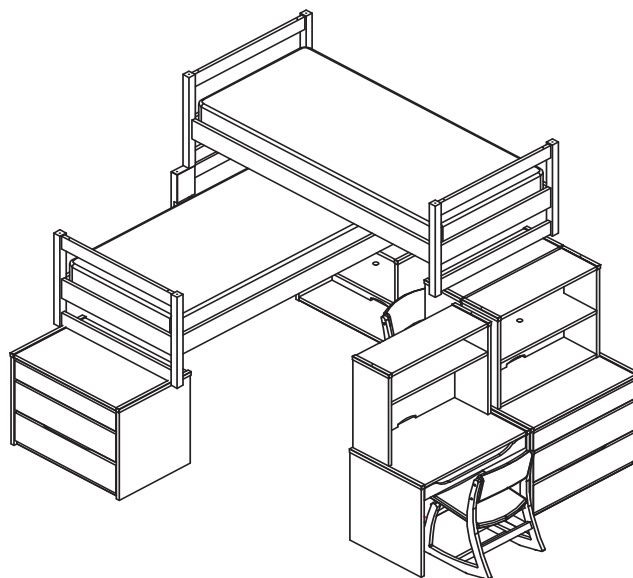
MFS Renew

Features

Shared Features

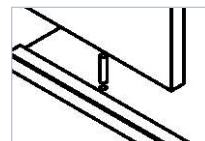
Modular components that stack

Components build off each other to create traditional or lofted layouts using the same pieces. Every piece is 29" high making it simple to understand and reconfigure.



No tools to reconfigure

Utilizes a steel pin-and-hole system to keep furniture properly positioned and stable. It is designed to be simple so it can be reconfigured quickly, easily and safely with no tools or help from staff.



Features

Bed

Construction

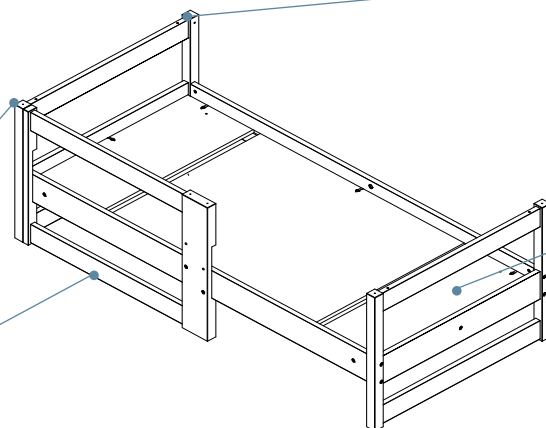
Solid wood posts, 1" hardwood veneer plywood rails. Uses glue and dowel construction with metal-to-metal connections for simple, quick, durable assembly.

Bunk and stack.

Steel pins at each post allow for bunking and lofting without tools.

Side return rail.

Supports trundled configurations.



7 bed heights.

Beds can be placed on the floor, bunked or stacked on top of furniture to create trundled or lofted layouts. The bed frame is flippable providing two different deck height options.

Bed deck.

3-piece wood deck is fixed height.

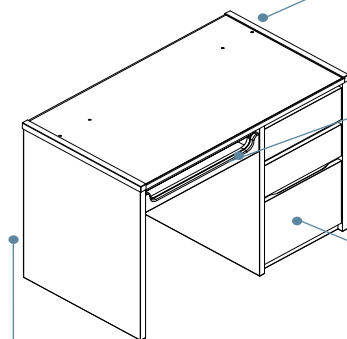
Desk

Construction

Glue and dowel assembly with reinforced cleats.

1" hardwood veneer plywood sides with $\frac{3}{4}$ " hardwood veneer back panel and matching PVC edge band. Laminate work surface with matching PVC edge band.

Drawers have $\frac{3}{4}$ " veneer removable fronts, $\frac{1}{2}$ " veneer plywood sides and $\frac{1}{4}$ " bottom with waterproof vinyl face; dove-tail joinery; and open to $\frac{3}{4}$ of their depth.



Stackable.

Top is drilled to accept steel mounting pins for stacking components.

Computer or pencil drawer.

Keeps supplies organized and within reach. Computer drawer (shown) has a cutout to access keyboard.

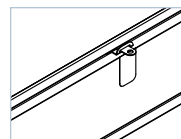
Configurations.

Box drawers, file drawer, open and closed shelves. Desk shell with no storage is also available. Drawers have $\frac{3}{4}$ extension epoxy coated slides.

Back panel.

$\frac{3}{4}$ height for access to wall outlets and easy cable routing.

Optional Hasp Lock



Available on top drawer only. Use with own padlock to provide additional security.

Features

Organizer

Construction

Glue and dowel assembly

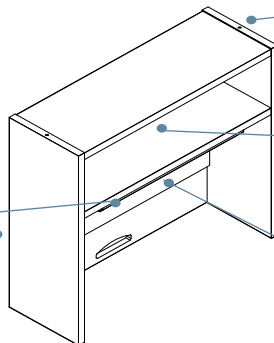
1" hardwood veneer plywood sides, top, and shelf with $\frac{3}{4}$ " hardwood veneer back panel and matching PVC edge band.

Task light option.

Mounts in the recessed area beneath shelf. Choice of fluorescent or energy efficient LED.

Back panel.

Full height below shelf, open above shelf.



Stackable.

Top is drilled to accept steel mounting pins for stacking components.

Cable management.

Cable egress hole in back panel at bottom. Back panel and fixed shelf have cord management cutouts for easy cable routing.

Optional tack board.

Provides a place to display personal items.

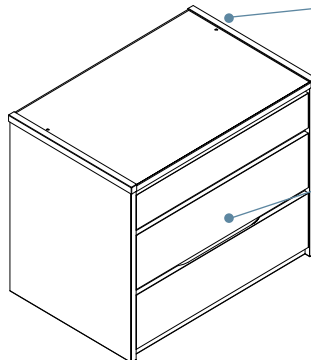
Chest

Construction

Glue and dowel assembly, with reinforced cleats.

1" hardwood veneer plywood sides with $\frac{3}{4}$ " hardwood veneer back panel and matching PVC edge band. Laminate top with matching PVC edge band.

Drawers have $\frac{3}{4}$ " veneer plywood removable fronts, $\frac{1}{2}$ " veneer plywood sides and $\frac{1}{4}$ " bottom with waterproof vinyl face; dove-tail joinery; and open to $\frac{3}{4}$ of their depth.



Stackable.

Top and bottom are drilled to accept steel mounting pins for stacking components.

Drawers.

$\frac{3}{4}$ extension epoxy coated slides.

Optional Hasp Lock

See Desk feature section for additional details.

Features

Bookcase

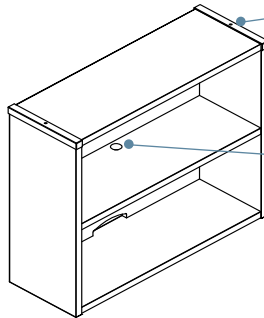
Construction

Glue and dowel assembly

1" hardwood veneer plywood sides, top, and shelf with $\frac{3}{4}$ " hardwood veneer back panel and matching PVC edge band.

Security Bookcase Option

Features a Hasp Lock with a single lockable door to keep items secure.



Stackable.

End panels are drilled at top and bottom to accept steel mounting pins for stacking components.

Cable management.

For easy cable routing, the bookcase features a cable egress hole in back panel at bottom and cord cutout at fixed shelf.

Wardrobe

Construction

Glue and dowel assembly

1" hardwood veneer plywood sides with $\frac{3}{4}$ " hardwood veneer back panel and matching PVC edge band.

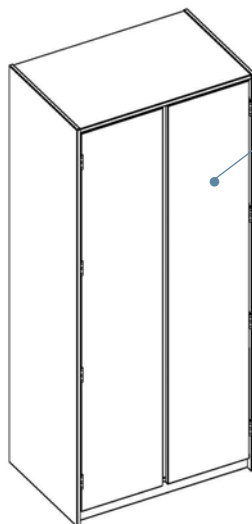
Drawers have $\frac{3}{4}$ " veneer plywood removable front, $\frac{1}{2}$ " veneer plywood sides and $\frac{1}{4}$ " bottom with waterproof vinyl face; dove-tail joinery; and open to $\frac{3}{4}$ of their depth.

Configurations

Available in either 2-doors or 2-doors with 2-drawers.

Optional J-bar

Supports bed in lofted configuration.



Interior.

Coat rod and coat hook. Two-door unit has fixed shelf above coat rod. Optional, 14"w x 24"l mirror hangs on inside of door.

Leveler glides.

4 adjustable glides accommodate uneven floors.

Drawers

$\frac{3}{4}$ extension epoxy coated slides.

Optional Hasp Lock

Available on 2-drawer unit. See Desk feature section for additional details.

Statement of Line



Bed



Desk



Desk with
Organizer



Chest



Bookcase

Product not shown: Wardrobe

How to Specify

Example. 1. Model Number/Size 2. Species and Finish

MFOR1A1234 **K02**

Step 1. Identify the Part Number from the succeeding product price pages.

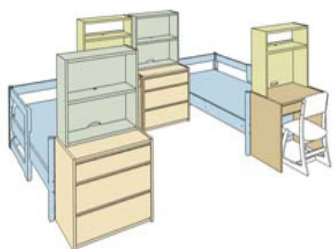
Step 2. Select the Species and Finish:

K Oak
02 Light
40 Medium

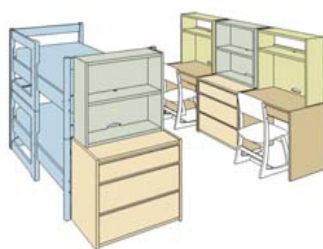
M Maple
01 Natural
42 Cherry
60 Cocoa
76 Mocha

Configurations

Modular furniture can be arranged just about any way you want it with 50+ different configurations. It is simple to rearrange without tools or staff help, making it the right choice for everyone.



Double, on the floor.



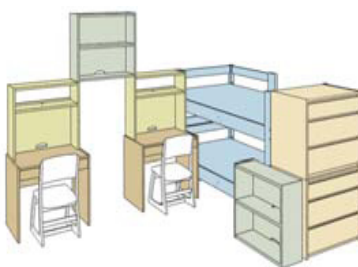
Double, bunked.



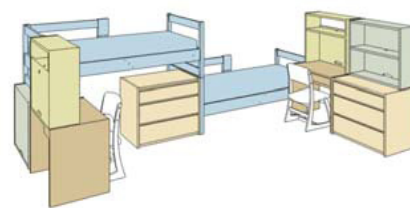
Double, trundled.



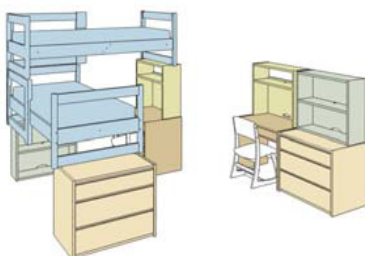
Double, raised trundled.



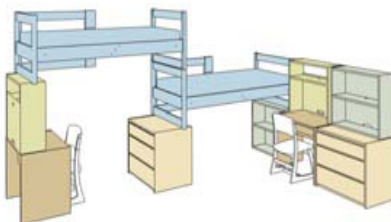
Double, bunked.



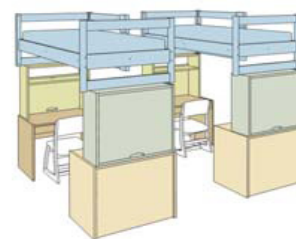
Double, staggered stack.



Double, raised trundled.



Double, raised staggered stack.



Double, high loft.



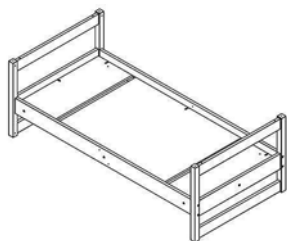
Double, trundled.



Triple, bunked and trundled.



Triple, staggered stack and trundled.

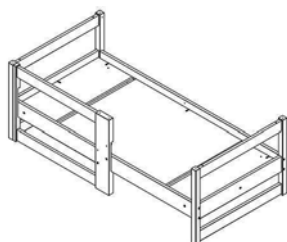


71-204

Standard includes:

- Solid wood posts, veneer plywood rails with matching PVC edge band
- Species: **K** Oak or **M** Maple
- 4 steel pins to reconfigure with no tools
- Deck: 3-piece wood
- Fits mattress size: 36x80
- Shipped ready to assemble

Part Number	Description	D" x W" x H"	Price
MFBE3W4184-K	MFS, Bed, 3-Piece Deck, 3 Rail, Sized for 36 X 80 Mattress	41 x 84 x 29	\$642
MFBE3W4184-M	MFS, Bed, 3-Piece Deck, 3 Rail, Sized for 36 X 80 Mattress	41 x 84 x 29	\$674



71-204

Tip: side return rail supports trundled configurations
Standard includes:

- Solid wood posts, veneer plywood rails with matching PVC edge band
- Side return rail
- Species: **K** Oak or **M** Maple
- 4 steel pins to reconfigure with no tools
- Deck: 3-piece wood
- Fits mattress size: 36x80
- Shipped ready to assemble

Part Number	Description	D" x W" x H"	Price
MFBE3R4184-K	MFS, Bed W/ Side Return, 3-Piece Deck, 3 Rail, Sized for 36 X 80 Mattress	41 x 84 x 29	\$796
MFBE3R4184-M	MFS, Bed W/ Side Return, 3-Piece Deck, 3 Rail, Sized for 36 X 80 Mattress	41 x 84 x 29	\$836

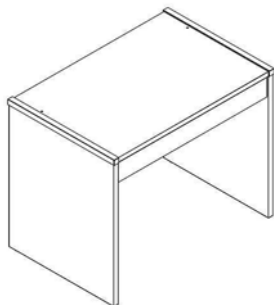


71-204

Standard includes:

- 1 " exposed veneer plywood
- Species: **K** Oak or **M** Maple
- Each step supported beneath by threaded metal rod
- Available in 2 sizes for bunked or lofted layouts

Part Number	Description	D" x W" x H"	Price
MFLD1X313-K	MFS, MFS Ladder for Bunked Beds	3 x 13 x 68	\$244
MFLD1X313-M	MFS, MFS Ladder for Bunked Beds	3 x 13 x 68	\$250
MFLD2X313-K	MFS, MFS Ladder for Lofted Beds	3 x 13 x 81	\$278
MFLD2X313-M	MFS, MFS Ladder for Lofted Beds	3 x 13 x 81	\$284



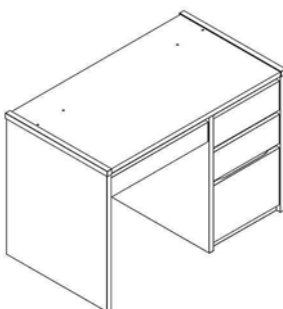
71-204

Tip: Computer drawer has a cutout on drawer front

Standard includes:

- Case: hardwood veneer plywood with matching PVC edge band
- Worksurface: laminate with matching PVC edge band
- Solid wood corner joiners
- Species: **K** Oak or **M** Maple
- 3/4 height back panel
- Pencil or computer drawer
- 3/4 extension epoxy coated drawer slides
- Shipped assembled

Part Number	Description	D" x W" x H"	Price
MFDEBB2436-K	MFS, Desk, Slab Leg, Pencil Drawer	24 x 36 x 29	\$608
MFDEBB2436-M	MFS, Desk, Slab Leg, Pencil Drawer	24 x 36 x 29	\$620
MFDEBB2442-K	MFS, Desk, Slab Leg, Pencil Drawer	24 x 42 x 29	\$700
MFDEBB2442-M	MFS, Desk, Slab Leg, Pencil Drawer	24 x 42 x 29	\$714
MFDEBB2448-K	MFS, Desk, Slab Leg, Pencil Drawer	24 x 48 x 29	\$732
MFDEBB2448-M	MFS, Desk, Slab Leg, Pencil Drawer	24 x 48 x 29	\$746
MFDEBC2436-K	MFS, Desk, Slab Leg, Computer Drawer	24 x 36 x 29	\$626
MFDEBC2436-M	MFS, Desk, Slab Leg, Computer Drawer	24 x 36 x 29	\$640
MFDEBC2442-K	MFS, Desk, Slab Leg, Computer Drawer	24 x 42 x 29	\$724
MFDEBC2442-M	MFS, Desk, Slab Leg, Computer Drawer	24 x 42 x 29	\$736
MFDEBC2448-K	MFS, Desk, Slab Leg, Computer Drawer	24 x 48 x 29	\$758
MFDEBC2448-M	MFS, Desk, Slab Leg, Computer Drawer	24 x 48 x 29	\$774



71-204

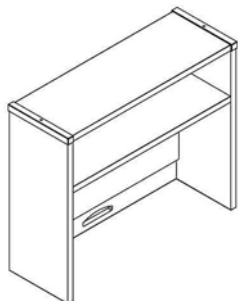
Standard includes:

- Desk case: hardwood veneer plywood with matching PVC edge band
- Worksurface: laminate with matching PVC edge band
- Solid wood corner joiners
- Species: **K** Oak or **M** Maple
- 3/4 height back panel
- Pencil or computer drawer
- Box/ Box/ File
- 3/4 extension epoxy coated drawer slides
- Shipped assembled

Options available:

- Hasp lock on top drawer, only; black

Part Number	Description	D" x W" x H"	Price	Drawer Hasp
MFDEBJ2442-K	MFS, Desk, Slab Leg, BBF, Pencil Drawer	24 x 42 x 29	\$1,006	+\$35
MFDEBJ2442-M	MFS, Desk, Slab Leg, BBF, Pencil Drawer	24 x 42 x 29	\$1,024	+\$35
MFDEBJ2448-K	MFS, Desk, Slab Leg, BBF, Pencil Drawer	24 x 48 x 29	\$1,046	+\$35
MFDEBJ2448-M	MFS, Desk, Slab Leg, BBF, Pencil Drawer	24 x 48 x 29	\$1,066	+\$35
MFDEBK2442-K	MFS, Desk, Slab Leg, BBF, Computer Drawer	24 x 42 x 29	\$1,032	+\$35
MFDEBK2442-M	MFS, Desk, Slab Leg, BBF, Computer Drawer	24 x 42 x 29	\$1,050	+\$35
MFDEBK2448-K	MFS, Desk, Slab Leg, BBF, Computer Drawer	24 x 48 x 29	\$1,072	+\$35
MFDEBK2448-M	MFS, Desk, Slab Leg, BBF, Computer Drawer	24 x 48 x 29	\$1,092	+\$35



71-204

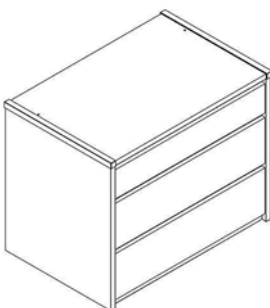
Standard includes:

- Hardwood veneer plywood with matching PVC edge band
- Solid wood corner joiners
- Species: **K** Oak or **M** Maple
- Cable management cutouts
- Fixed shelf
- Shipped assembled

Options available:

- Tack board
- Task light: Florescent or LED

Part Number	Description	D" x W" x H"	Price	Tack	Light	LED
MFOR1X1234-K	MFS, Organizer, High Shelf	12 × 34 × 29	\$394	+\$50	+\$100	+\$187
MFOR1X1234-M	MFS, Organizer, High Shelf	12 × 34 × 29	\$402	+\$50	+\$100	+\$187
MFOR1X1240-K	MFS, Organizer, High Shelf	12 × 40 × 29	\$410	+\$50	+\$100	+\$187
MFOR1X1240-M	MFS, Organizer, High Shelf	12 × 40 × 29	\$420	+\$50	+\$100	+\$187



71-204

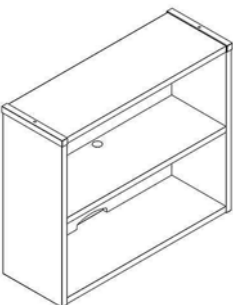
Standard includes:

- Case: hardwood veneer plywood with matching PVC edge band
- Top: laminate with matching PVC edge band
- Solid wood corner joiners
- Species: **K** Oak or **M** Maple
- 3/4 extension epoxy coated drawer slides
- Shipped assembled

Options available:

- Hasp lock on top drawer, only; black

Part Number	Description	D" x W" x H"	Price	Drawer Hasp
MFDR3X2436-K	MFS, Chest, 3-Drawer	24 × 36 × 29	\$952	+\$35
MFDR3X2436-M	MFS, Chest, 3-Drawer	24 × 36 × 29	\$972	+\$35

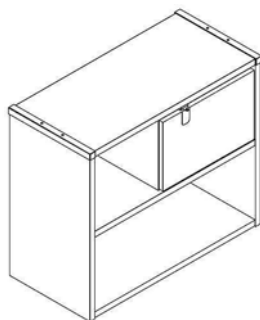


71-204

Standard includes:

- Hardwood veneer plywood with matching PVC edge band
- Solid wood corner joiners
- Species: **K** Oak or **M** Maple
- Cable management cutouts
- Fixed shelf
- Shipped assembled

Part Number	Description	D" x W" x H"	Price
MFBK1S1234-K	MFS, Bookcase, 1-Shelf	12 × 34 × 29	\$404
MFBK1S1234-M	MFS, Bookcase, 1-Shelf	12 × 34 × 29	\$412

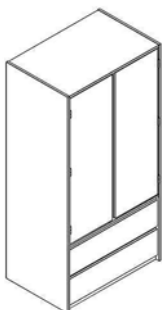


71-204

Standard includes:

- Hardwood veneer plywood with matching PVC edge band
- Solid wood corner joints
- Species: **K** Oak or **M** Maple
- Cable management: cutout in back panel
- Fixed shelves
- Single lockable door; hasp lock: black
- Shipped assembled

Part Number	Description	D" x W" x H"	Price
MFBKSC1234-K	MFS, Security Bookcase	12 x 34 x 29	\$577
MFBKSC1234-M	MFS, Security Bookcase	12 x 34 x 29	\$599



71-204

Tip: two door model features fixed shelf above closet rod

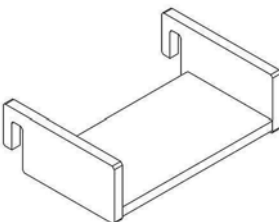
Standard includes:

- Hardwood veneer plywood with matching PVC edge band
- Species: **K** Oak or **M** Maple
- Closet rod: chrome
- Coat hook on inside of door
- 3/4 extension epoxy coated drawer slides, if specified
- Shipped assembled

Options available:

- Hasp lock on top drawer, only; black
- J-bar for lofting of bed
- Mirror, 14w x 24l
- Towel bar

Part Number	Description	D" x W" x H"	Price	Mirror	TwlBar	Jbar	Drawer Hasp
MFWABP2436-K	MFS Wardrobe, 2 Door, Coat Hook	24 x 36 x 72	\$1,140	+\$50	+\$43	+\$68	
MFWABP2436-M	MFS Wardrobe, 2 Door, Coat Hook	24 x 36 x 72	\$1,184	+\$50	+\$43	+\$68	
MFWACG2436-K	MFS, 72" Wardrobe, 2 Door, 2 Drawer	24 x 36 x 72	\$1,320	+\$50	+\$43	+\$68	+\$35
MFWACG2436-M	MFS, 72" Wardrobe, 2 Door, 2 Drawer	24 x 36 x 72	\$1,458	+\$50	+\$43	+\$68	+\$35

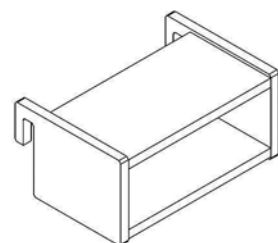


71-204

Standard includes:

- Laminated veneer exposed plywood panels
- Species: **K** Oak or **M** Maple
- Position anywhere along headboard and side rail

Part Number	Description	D" x W" x H"	Price
MFSHTX815-K	MFS, Talon Shelf, 15"	15 x 8 x 5	\$72
MFSHTX815-M	MFS, Talon Shelf, 15"	15 x 8 x 5	\$74
MFSHTX823-K	MFS, Talon Shelf, 23"	23 x 8 x 5	\$88
MFSHTX823-M	MFS, Talon Shelf, 23"	23 x 8 x 5	\$90

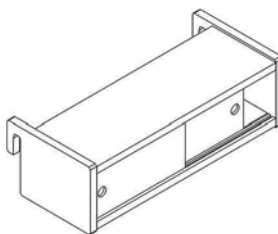


71-204

Standard includes:

- Laminated veneer exposed plywood panels
- Species: **K** Oak or **M** Maple
- Position anywhere along headboard and side rail

Part Number	Description	D" x W" x H"	Price
MFSHTB815-K	MFS, Talon Box Shelf, 15"	8 × 15 × 7	\$108
MFSHTB815-M	MFS, Talon Box Shelf, 15"	8 × 15 × 7	\$110
MFSHTB823-K	MFS, Talon Box Shelf, 23"	23 × 8 × 7	\$118
MFSHTB823-M	MFS, Talon Box Shelf, 23"	23 × 8 × 7	\$120

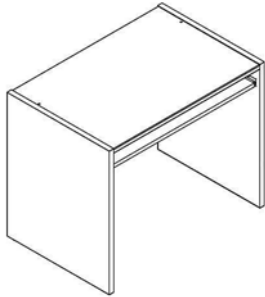


71-204

Standard includes:

- Laminated veneer exposed plywood panels
- Door front: white laminate
- Species: **K** Oak or **M** Maple
- Center divider
- Position anywhere along headboard and side rail

Part Number	Description	D" x W" x H"	Price
MFSHTS0823-K	MFS, Talon Box Shelf with Sliding Doors	23 × 8 × 7	\$128
MFSHTS0823-M	MFS, Talon Box Shelf with Sliding Doors	23 × 8 × 7	\$132

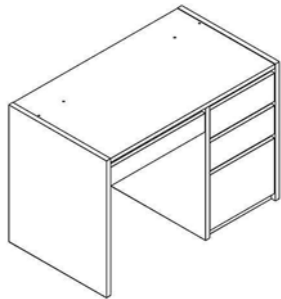


71-204

Standard includes:

- Case: hardwood veneer plywood with matching PVC edge band
- Worksurface: laminate with matching PVC edge band
- Species: **K** Oak or **M** Maple
- 3/4 height back panel
- Pencil or keyboard tray
- Shipped assembled

Part Number	Description	D" x W" x H"	Price
MRDEBA2436-K	MFS RENEW, Desk, Slab Leg, Keyboard Tray	24 x 36 x 29	\$468
MRDEBA2436-M	MFS RENEW, Desk, Slab Leg, Keyboard Tray	24 x 36 x 29	\$478
MRDEBA2442-K	MFS RENEW, Desk, Slab Leg, Keyboard Tray	24 x 42 x 29	\$552
MRDEBA2442-M	MFS RENEW, Desk, Slab Leg, Keyboard Tray	24 x 42 x 29	\$560
MRDEBA2448-K	MFS RENEW, Desk, Slab Leg, Keyboard Tray	24 x 48 x 29	\$578
MRDEBA2448-M	MFS RENEW, Desk, Slab Leg, Keyboard Tray	24 x 48 x 29	\$590
MRDEBB2436-K	MFS RENEW, Desk, Slab Leg, Pencil Drawer	24 x 36 x 29	\$532
MRDEBB2436-M	MFS RENEW, Desk, Slab Leg, Pencil Drawer	24 x 36 x 29	\$542
MRDEBB2442-K	MFS RENEW, Desk, Slab Leg, Pencil Drawer	24 x 42 x 29	\$614
MRDEBB2442-M	MFS RENEW, Desk, Slab Leg, Pencil Drawer	24 x 42 x 29	\$626
MRDEBB2448-K	MFS RENEW, Desk, Slab Leg, Pencil Drawer	24 x 48 x 29	\$642
MRDEBB2448-M	MFS RENEW, Desk, Slab Leg, Pencil Drawer	24 x 48 x 29	\$656



71-204

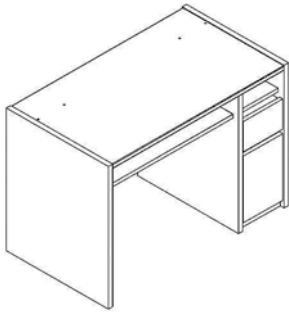
Standard includes:

- Case: hardwood veneer plywood with matching PVC edge band
- Worksurface: laminate with matching PVC edge band
- Species: **K** Oak or **M** Maple
- 3/4 height back panel
- Pencil or keyboard tray
- Box/ Box/ File
- 3/4 extension epoxy coated drawer slides
- Shipped assembled

Options available:

- Hasp lock on top drawer, only; black

Part Number	Description	D" x W" x H"	Price	Drawer Hasp
MRDEBI2442-K	MFS RENEW, Desk, Slab Leg, BBF, Keyboard Tray	24 x 42 x 29	\$868	+\$35
MRDEBI2442-M	MFS RENEW, Desk, Slab Leg, BBF, Keyboard Tray	24 x 42 x 29	\$886	+\$35
MRDEBI2448-K	MFS RENEW, Desk, Slab Leg, BBF, Keyboard Tray	24 x 48 x 29	\$904	+\$35
MRDEBI2448-M	MFS RENEW, Desk, Slab Leg, BBF, Keyboard Tray	24 x 48 x 29	\$922	+\$35
MRDEBJ2442-K	MFS RENEW, Desk, Slab Leg, BBF, Pencil Drawer	24 x 42 x 29	\$932	+\$35
MRDEBJ2442-M	MFS RENEW, Desk, Slab Leg, BBF, Pencil Drawer	24 x 42 x 29	\$950	+\$35
MRDEBJ2448-K	MFS RENEW, Desk, Slab Leg, BBF, Pencil Drawer	24 x 48 x 29	\$968	+\$35
MRDEBJ2448-M	MFS RENEW, Desk, Slab Leg, BBF, Pencil Drawer	24 x 48 x 29	\$988	+\$35



71-204

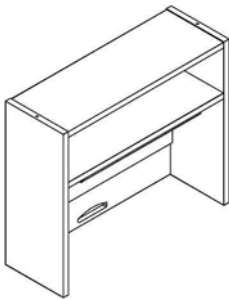
Standard includes:

- Case: hardwood veneer plywood with matching PVC edge band
- Worksurface: laminate with matching PVC edge band
- Species: **K** Oak or **M** Maple
- 3/4 height back panel
- Phat Leg C or Phat Leg D configuration
- 3/4 extension epoxy coated drawer slides
- Shipped assembled

Configurations:

- Phat Leg C: mouse tray, CD storage drawer, Deep drawer (as shown)
- Phat Leg D: Pencil drawer, CD drawer, Deep drawer

Part Number	Description	D" x W" x H"	Price
MRDEBS2436-K	MFS RENEW, Desk, Slab Leg, Phat Leg C	24 x 36 x 29	\$770
MRDEBS2436-M	MFS RENEW, Desk, Slab Leg, Phat Leg C	24 x 36 x 29	\$786
MRDEBS2442-K	MFS RENEW, Desk, Slab Leg, Phat Leg C	24 x 42 x 29	\$800
MRDEBS2442-M	MFS RENEW, Desk, Slab Leg, Phat Leg C	24 x 42 x 29	\$816
MRDEBV2436-K	MFS RENEW, Desk, Slab Leg, Phat Leg D	24 x 36 x 29	\$800
MRDEBV2436-M	MFS RENEW, Desk, Slab Leg, Phat Leg D	24 x 36 x 29	\$816
MRDEBV2442-K	MFS RENEW, Desk, Slab Leg, Phat Leg D	24 x 42 x 29	\$826
MRDEBV2442-M	MFS RENEW, Desk, Slab Leg, Phat Leg D	24 x 42 x 29	\$842



71-204

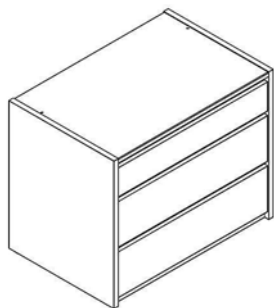
Standard includes:

- Hardwood veneer plywood with matching PVC edge band
- Species: **K** Oak or **M** Maple
- Cable management cutouts
- Fixed shelf
- Shipped assembled

Options available:

- Tack board
- Task light: Florescent or LED

Part Number	Description	D" x W" x H"	Price	Tack	Light	LED
MROR1X1234-K	MFS RENEW, Organizer	12 x 34 x 29	\$344	+\$50	+\$100	+\$187
MROR1X1234-M	MFS RENEW, Organizer	12 x 34 x 29	\$352	+\$50	+\$100	+\$187
MROR1X1240-K	MFS RENEW, Organizer	12 x 40 x 29	\$360	+\$50	+\$100	+\$187
MROR1X1240-M	MFS RENEW, Organizer	12 x 40 x 29	\$370	+\$50	+\$100	+\$187



71-204

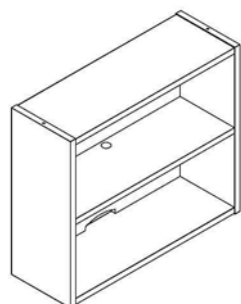
Standard includes:

- Case: hardwood veneer plywood with matching PVC edge band
- Top: laminate with matching PVC edge band
- Species: **K** Oak or **M** Maple
- 3/4 extension epoxy coated drawer slides
- Shipped assembled

Options available:

- Hasp lock on top drawer, only; black

Part Number	Description	D" x W" x H"	Price	Drawer Hasp
MRDR3X2436-K	MFS RENEW, Chest, 3-Drawer	24 x 36 x 29	\$886	+\$35
MRDR3X2436-M	MFS RENEW, Chest, 3-Drawer	24 x 36 x 29	\$902	+\$35

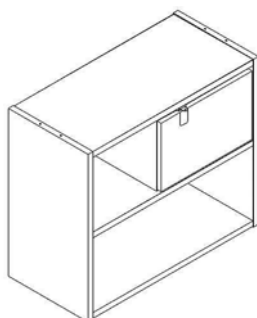


71-204

Standard includes:

- Hardwood veneer plywood with matching PVC edge band
- Species: **K** Oak or **M** Maple
- Cable management cutouts
- Fixed shelves
- Shipped assembled

Part Number	Description	D" x W" x H"	Price
MRBK1S1234-K	MFS RENEW, Bookcase, 1-Shelf	12 x 34 x 29	\$350
MRBK1S1234-M	MFS RENEW, Bookcase, 1-Shelf	12 x 34 x 29	\$356



71-204

Standard includes:

- Hardwood veneer plywood with matching PVC edge band
- Species: **K** Oak or **M** Maple
- Cable management: cutout in back panel
- Fixed shelves
- Single lockable door; hasp lock
- Shipped assembled

Part Number	Description	D" x W" x H"	Price
MRBKSC1234-K	MFS-RENEW, Security Bookcase	12 x 34 x 29	\$526
MRBKSC1234-M	MFS-RENEW, Security Bookcase	12 x 34 x 29	\$546

Clean design and good durability at an incredible price. Respond blends seamlessly with our existing room solutions to help scale price, durability and aesthetics to meet individual needs. Laminate surfaces and quality construction methods make Respond a good value.



Features

Desk

Construction

Glue and dowel assembly

$\frac{3}{4}$ " engineered wood core with laminate on both sides and matching PVC edge band.

Drawers are vinyl wrapped with miter fold construction and open to $\frac{3}{4}$ of their depth.

Back Panel.

Open for access to wall outlets and easy cable routing.

Shelf.

Located in knee well; provides additional storage.

Grommet.

Provides a way for cords and cables to pass through worksurface. Located in back center of worksurface.

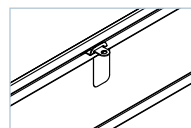
Pencil drawer.

Keeps supplies organized and within reach.

Storage options.

Box drawers, file drawer, open and closed shelves. Desk shell with no storage is also available. Drawers have $\frac{3}{4}$ extension epoxy coated slides.

Optional Hasp Lock



Available on top drawer and on storage door only. Use with own padlock to provide additional security.

Organizer

Construction

Glue and dowel assembly

$\frac{3}{4}$ " engineered wood core with laminate on both sides and matching PVC edge band.

Extended back and side panels.

Keeps items from falling off and damaging walls.

Task light options.

Mount in the recessed area beneath shelf. Choice of fluorescent or energy efficient LED.

Cable management.

Cable pass-through at bottom of back panel and a grommet located below shelf at back of organizer allow cables to be routed out the back.

Optional tack strip.

Is 6" high and provides a place to display personal items.

Features

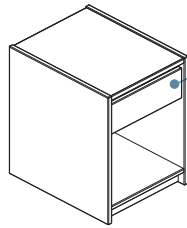
Nightstand

Construction

Glue and dowel assembly

$\frac{3}{4}$ " engineered wood core with laminate on both sides and matching PVC edge band.

Drawers are vinyl wrapped with miter fold construction and open to $\frac{3}{4}$ of their depth.



Drawers.

$\frac{3}{4}$ extension epoxy coated slides.

Configurations.

Available in a variety of configurations including open fixed shelf with cable management grommet or 1-, 2-, and 3-drawers.

Optional Hasp Lock

See Desk for additional information.

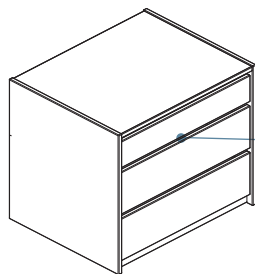
Chest

Construction

Glue and dowel assembly

$\frac{3}{4}$ " engineered wood core with laminate on both sides and matching PVC edge band.

Drawers are vinyl wrapped with miter fold construction and open to $\frac{3}{4}$ of their depth.



Heights

Available in 3-, 4-, and 5-high units.

Drawers.

$\frac{3}{4}$ extension epoxy coated slides.

Optional Hasp Lock

See Desk for additional information.

Bookcase

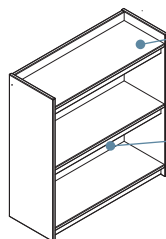
Construction

Glue and dowel assembly

$\frac{3}{4}$ " engineered wood core with laminate on both sides and matching PVC edge band.

Heights

Available in 2-, 3-, and 4-high units.



Shelves.

Fixed height and measure 12" deep x 12.5" high.

Extended back rail and side panels.

Keeps items from falling off and damaging walls.

Features

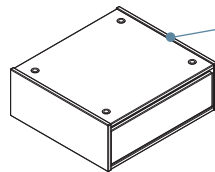
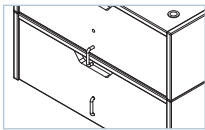
Stacking Drawer

Construction

Glue and dowel assembly
¾" engineered wood core with laminate on both sides and matching PVC edge band.

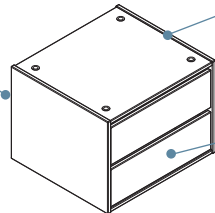
Integrated connector clip.

Located on the back side to link units when stacked.



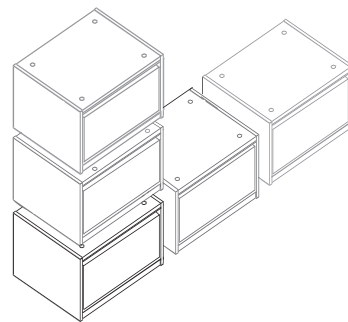
Single stackers.

Can be used side-by-side beneath bed or stack 5-high.



Double stackers.

Can be used side-by-side beneath bed or stack 2-high.



Drawers.

¾ extension epoxy coated slides.

Optional Hasp Lock

See Desk for additional information.

Wardrobe

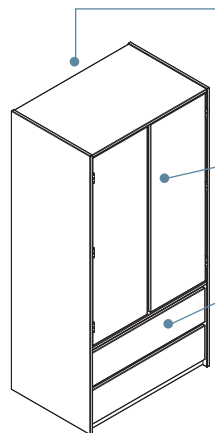
Configurations

Available in either 2-doors or 2-doors with 2-drawers.

Construction

Glue and dowel assembly
¾" engineered wood core with laminate on both sides and matching PVC edge band.

Drawers are vinyl wrapped with miter fold construction and open to ¾ of their depth.



Grommets.

Three in back for cable management.

Interior.

Coat rod and coat hook.

Drawers.

¾ extension epoxy coated slides.

Optional Hasp Lock

See Desk for additional information.

Statement of Line



Pull Styles



Configurations



How to Specify

Example. 1. Model Number/Size 2. Finish 3. Options

REOR1X1234 **A4** **Tack Strip, LED Task Light**

Step 1. Identify the Part Number from the succeeding product price pages.

Step 2. Choose the Laminate:

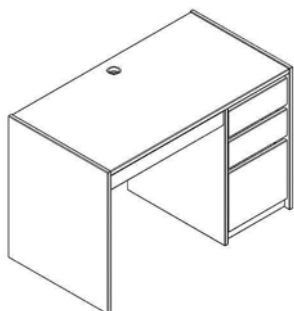
A4 Natural Maple

A7 Medium Oak

A8 Cocoa Maple

B2 Cherry Maple

Step 3. Select options.



71-204

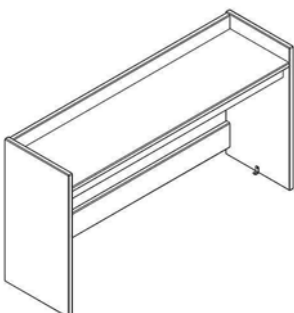
Standard includes:

- Laminate with matching PVC edge band
- Grommet in worksurface for cable management
- 3/4 height back panel
- Storage shelf in knee well
- Pencil drawer
- Drawers: miterfold, black vinyl interior
- 3/4 extension epoxy coated drawer slides
- Integral pulls
- Shipped assembled

Options available:

- Contemporary loop or bar pull in black or silver
- Hasp lock on door or top box drawer, only; black

Part Number	Description	D" x W" x H"	Price	Drawer Hasp	Pull	Door Hasp
REDEBB2436-L	RESPOND, Desk, Slab Leg, Pencil Drawer, 36 Wide	24 x 36 x 29	\$374			
REDEBB2444-L	RESPOND, Desk, Slab Leg, Pencil Drawer, 44 Wide	24 x 44 x 29	\$492			
REDEBJ2444-L	RESPOND, Desk, Slab Leg, BBF, Pencil Drawer	24 x 44 x 29	\$679	+\$35	+\$45	
REDEE82444-L	RESPOND, Desk, Slab Leg, Box Drawer, Adjustable Shelf	24 x 44 x 29	\$604	+\$35	+\$15	
REDEE92444-L	RESPOND, Desk, Slab Leg, Box Drawer, Adjustable Shelf w/ Door	24 x 44 x 29	\$654	+\$35	+\$30	+\$35



71-204

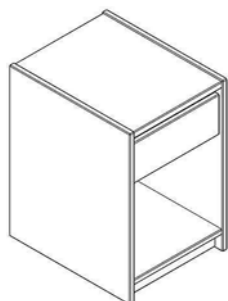
Standard includes:

- Laminate with matching PVC edge band
- Cable management grommet at rear of shelf
- Attachment hardware
- Shipped assembled

Options available:

- Task light: Florescent or LED
- 6 " tack strip

Part Number	Description	D" x W" x H"	Price	Tack	Light	LED
REOR1X1234-L	RESPOND, Organizer, 34	12 x 34 x 23	\$195	+\$28	+\$100	+\$187
REOR1X1242-L	RESPOND, Organizer, 42	12 x 42 x 23	\$220	+\$28	+\$100	+\$187



71-204

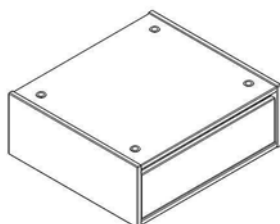
Standard includes:

- Laminate with matching PVC edge band
- Drawers: miterfold, black vinyl interior
- 3/4 extension epoxy coated drawer slides
- Integral pulls
- Cable management on fixed shelf unit
- Shipped assembled

Options available:

- Contemporary loop or bar pull in black or silver
- Hasp lock on door or top drawer, only; black

Part Number	Description	D" x W" x H"	Price	Drawer Hasp	Pull
RENS1D2016-L	RESPOND, Night Stand, 1-Drawer	20 × 16 × 24	\$293	+\$35	+\$15
RENS2D2016-L	RESPOND, Night Stand, 2-Drawer	20 × 16 × 24	\$368	+\$35	+\$30
RENS3D2016-L	RESPOND, Night Stand, 3-Drawer	20 × 16 × 24	\$443	+\$35	+\$45
RENSND2016-L	RESPOND, Night Stand, 1-Fixed Shelf, Open Bottom	20 × 16 × 24	\$234		



71-204

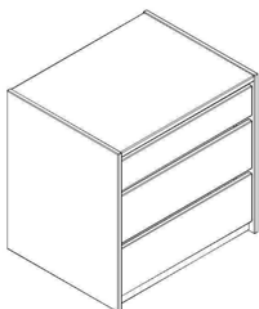
Standard includes:

- Laminate with matching PVC edge band
- Drawers: miterfold, black vinyl interior
- 3/4 extension epoxy coated drawer slides
- Integral pulls
- Connector clip at rear
- Single can stack 5 high; double 2 high
- Shipped assembled

Options available:

- Contemporary loop or bar pull in black or silver
- Hasp lock on top drawer, only; black

Part Number	Description	D" x W" x H"	Price	Drawer Hasp	Pull
RESD1C2226-L	RESPOND, 1-Drawer Stacker Storage	22 × 26 × 10	\$265	+\$35	+\$15
RESD2C2226-L	RESPOND, 2-Drawer Stacker Storage	22 × 26 × 20	\$406	+\$35	+\$30



71-204

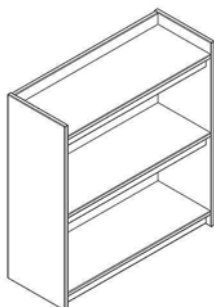
Standard includes:

- Laminate with matching PVC edge band
- Drawers: miterfold, black vinyl interior
- 3/4 extension epoxy coated drawer slides
- Integral pulls
- Shipped assembled

Options available:

- Contemporary loop or bar pull in black or silver
- Hasp lock on top drawer, only; black

Part Number	Description	D" x W" x H"	Price	Drawer Hasp	Pull
REDR3X2430-L	RESPOND, Chest, 3-Drawer, 30 Wide	24 × 30 × 29	\$636	+\$35	+\$45
REDR3X2436-L	RESPOND, Chest, 3-Drawer, 36 Wide	24 × 36 × 29	\$661	+\$35	+\$45
REDR4X2430-L	RESPOND, Chest, 4-Drawer, 30 Wide	24 × 30 × 38	\$736	+\$35	+\$60
REDR5X2430-L	RESPOND, Chest, 5-Drawer, 30 Wide	24 × 30 × 47	\$811	+\$35	+\$75

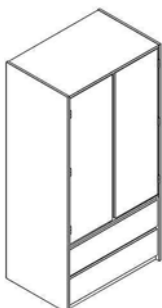


71-204

Standard includes:

- Laminate with matching PVC edge band
- Fixed shelves
- Shipped assembled

Part Number	Description	D" x W" x H"	Price
REBK2S1334-L	RESPOND, Bookcase, 2-Shelf	13 x 34 x 36	\$333
REBK3S1334-L	RESPOND, Bookcase, 3-Shelf	13 x 34 x 51	\$408
REBK4S1334-L	RESPOND, Bookcase, 4-Shelf	13 x 34 x 66	\$483



71-204

Standard includes:

- Laminate with matching PVC edge band
- Coat rod: chrome
- Coat hook on inside of door
- Fixed shelf above coat rod on full door unit, only
- Drawers, if specified: miterfold, black vinyl interior; 3/4 extension epoxy coated slides
- Integral pulls
- 3 grommets in back panel for cable management
- Shipped assembled

Options available:

- Contemporary loop or bar pull in black or silver
- Hasp lock on top drawer, only; black

Part Number	Description	D" x W" x H"	Price	Pull	Drawer Hasp
REWABP2436-L	RESPOND, Wardrobe, 2 Door	24 x 36 x 72	\$915	+\$30	
REWACG2436-L	RESPOND, Wardrobe, 2 Door, 2-Drawer	24 x 36 x 72	\$1,065	+\$60	+\$35

This versatile, component replaceable line provides different looks through choices of pulls and exposed or concealed fasteners. RH Series offers all the options, looks and convenience you'll ever need.



Exposed or Concealed Fasteners

The RH series features a "dry-fit" construction method that uses metal-to-metal fasteners, allowing simple component replaceability in the field. RH Series can be specified with exposed or concealed fasteners.



Exposed fasteners
RH20, RH23, RH26



Concealed fasteners
RH30, RH33, RH36

Pull Styles

The RH Series features three integrated pull styles. The Half-moon pull is standard. Linear and Angled pulls can be specified by changing the first two numbers in the model number.



Half-moon (Standard)
RH 20, RH 30



Linear
RH23, RH33



Angled
RH26, RH36

Features

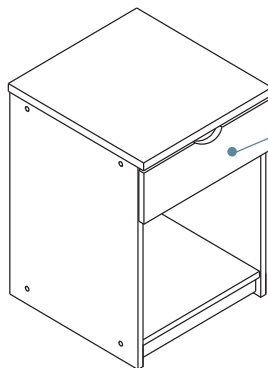
Nightstand (RH20 shown)

Construction

Dry-fit construction uses metal-to-metal fasteners allowing simple component replacement in the field.

$\frac{3}{4}$ " hardwood veneer plywood with matching PVC edge band. Laminate top with matching PVC edge band.

Drawers have removable, solid hardwood fronts; $\frac{1}{2}$ " veneer plywood sides; $\frac{1}{4}$ " bottom with waterproof vinyl face; glue and dowel joinery; and open to $\frac{3}{4}$ of their depth.



Configurations

Available with 1- or 2-drawers.

Drawers.

Have integrated cutout pulls and $\frac{3}{4}$ " extension epoxy coated slides.

Features

Desk (RH20 and RH30 shown)

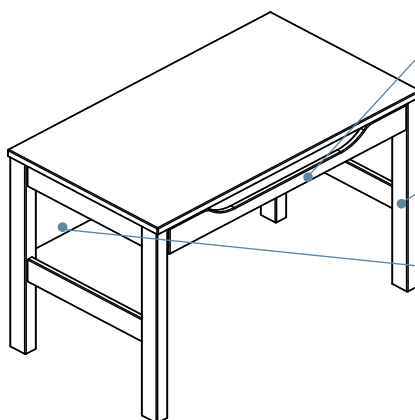
Construction

Dry-fit construction uses metal-to-metal fasteners allowing simple component replacement in the field.

Open leg desk has solid hardwood legs and a 1" laminate worksurface with matching PVC edge band.

Slab leg desk has $\frac{3}{4}$ " hardwood veneer plywood sides with $\frac{3}{4}$ " hardwood veneer plywood back panel and matching PVC edge band. 1" laminate worksurface with matching PVC edge band.

Drawers have removable, solid hardwood fronts; $\frac{1}{2}$ " veneer plywood sides; $\frac{1}{4}$ " bottom with waterproof vinyl face; glue and dowel joinery; and open to $\frac{3}{4}$ of their depth.



Optional

combination drawer.

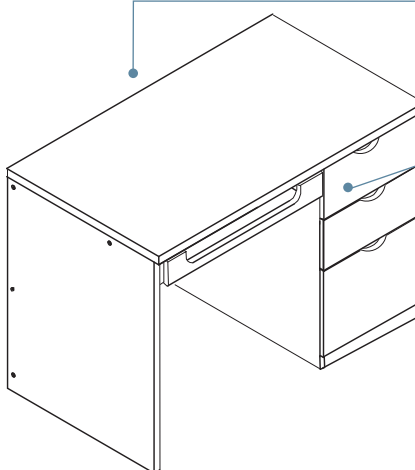
Computer/ pencil combination drawer has cutout to access keyboard.

Leg support choices.

Open leg or full end panel slab legs are available.

Back panel.

$\frac{3}{4}$ height for access to wall outlets and easy cord management.



Back panel.

Partial height for access to wall outlets and easy cord management.

Box/ Box/ File drawers.

Have integrated cutout pulls and $\frac{3}{4}$ extension epoxy coated slides.

Configurations

Keyboard or computer drawer available with or without a pull-out tray.

Organizer (RH20 shown)

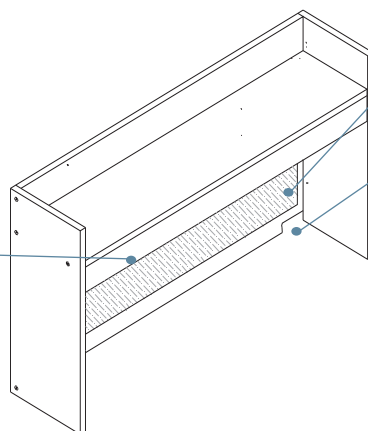
Construction

Dry-fit construction uses metal-to-metal fasteners allowing simple component replacement in the field.

$\frac{3}{4}$ " hardwood veneer plywood with matching PVC edge band.

Task light options.

Mounts in the recessed area beneath shelf. Choice of fluorescent or energy efficient LED.



Optional tack board.

Provides a place to display personal items.

Cable management.

Cord management cutouts in bottom corners allow for cable routing.

Features

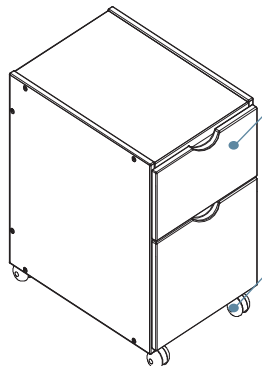
Pedestal Storage (RH20 shown)

Construction

Dry-fit construction uses metal-to-metal fasteners allowing simple component replacement in the field.

$\frac{3}{4}$ " hardwood veneer plywood with matching PVC edge band. Laminate top with matching PVC edge band.

Drawers have removable, solid hardwood fronts; $\frac{1}{2}$ " veneer plywood sides; $\frac{1}{4}$ " bottom with waterproof vinyl face; glue and dowel joinery; and open to $\frac{3}{4}$ of their depth.

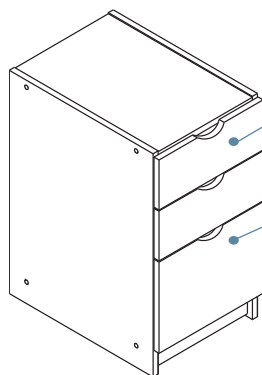


Box/ File drawers.

Have integrated cutout pulls and $\frac{3}{4}$ extension epoxy coated slides.

Casters.

Allow for mobility. Mobile pedestal fits under desk or can be moved wherever storage is needed.



Optional mouse tray

Available above top Box drawer.

Box/ File drawers.

Have integrated cutout pulls and $\frac{3}{4}$ extension epoxy coated slides.

Configurations

Box/ File or Box/ Box/ File storage pedestal available.

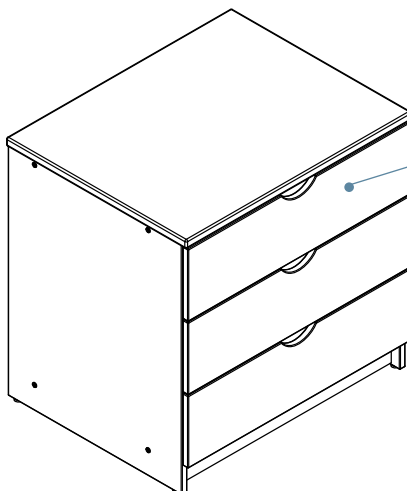
Chest (RH20 shown)

Construction

Dry-fit construction uses metal-to-metal fasteners allowing simple component replacement in the field.

$\frac{3}{4}$ " hardwood veneer plywood with matching PVC edge band. Laminate top with matching PVC edge band.

Drawers have removable, solid hardwood fronts; $\frac{1}{2}$ " veneer plywood sides; $\frac{1}{4}$ " bottom with waterproof vinyl face; glue and dowel joinery; and open to $\frac{3}{4}$ of their depth.



Heights

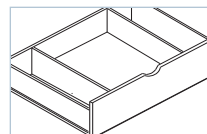
Available in 3-, 4- or 5-high units.

Drawers.

Have integrated cutout pulls and $\frac{3}{4}$ extension epoxy coated slides.

Optional divider

Top drawer is available with a divider.



Features

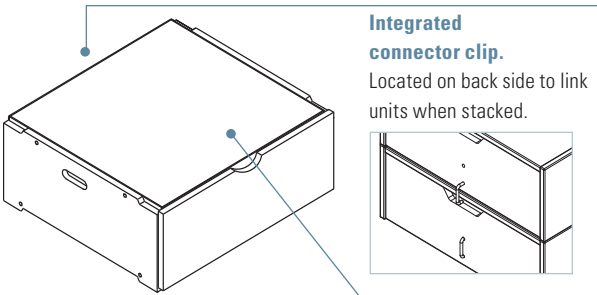
Stacking Drawer (RH 20 shown)

Construction

Dry-fit construction uses metal-to-metal fasteners allowing simple component replacement in the field.

¾" solid or hardwood veneer plywood sides.

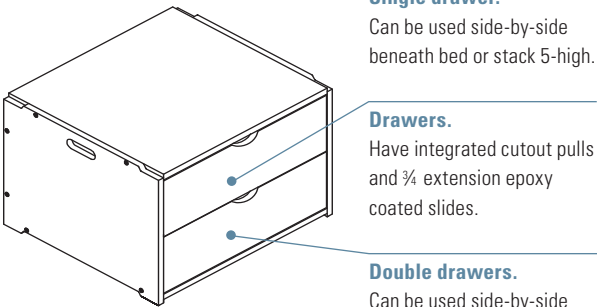
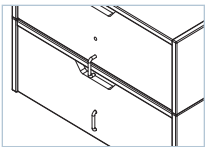
Drawers have removable, fronts; ½" veneer plywood sides; ¼" bottom with waterproof vinyl face; glue and dowel joinery; and open to ¾ of their depth.



Integrated

connector clip.

Located on back side to link units when stacked.



Single drawer.

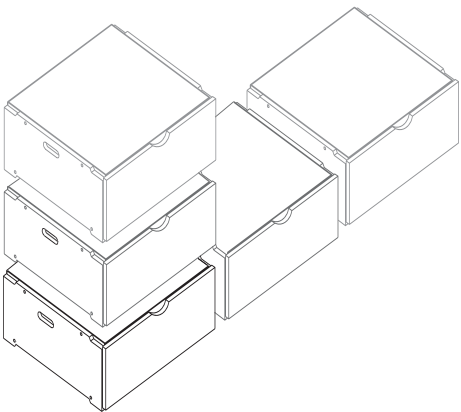
Can be used side-by-side beneath bed or stack 5-high.

Drawers.

Have integrated cutout pulls and ¾ extension epoxy coated slides.

Double drawers.

Can be used side-by-side beneath bed or stack 2-high.



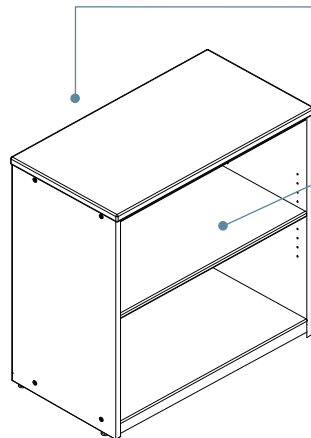
Features

Bookcase (RH20 shown)

Construction

Dry-fit construction uses metal-to-metal fasteners allowing simple component replacement in the field.

$\frac{3}{4}$ " hardwood veneer plywood with matching PVC edge band. Laminate top with matching PVC edge band.



Cable management.

Two cable management cutouts in back to allow cable routing.

Adjustable shelf.

Choices

Available in 12" or 16" depth and 30" or 36" width.

Wardrobe (RH20 shown)

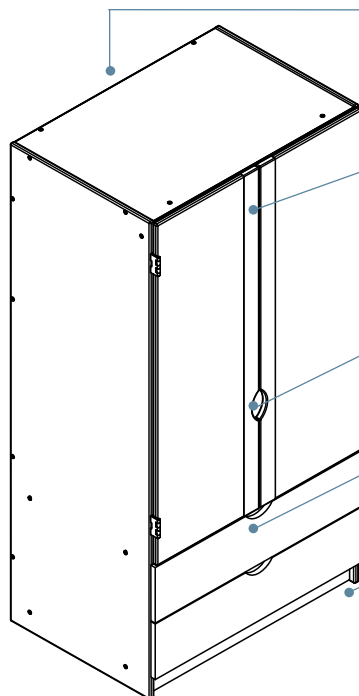
Construction

Dry-fit construction uses metal-to-metal fasteners allowing simple component replacement in the field.

$\frac{3}{4}$ " hardwood veneer plywood with matching PVC edge band.

Drawers have removable, solid hardwood fronts; $\frac{1}{2}$ " veneer plywood sides; $\frac{1}{4}$ " bottom with waterproof vinyl face; glue and dowel joinery; and open to $\frac{3}{4}$ of their depth.

Doors are $\frac{3}{4}$ " hardwood veneer plywood with solid hardwood pulls.



Grommets.

Three located in back for cable management.

Interior.

Coat rod, coat hook and adjustable half shelf. Optional towel bar and mirror available.

Pulls.

Solid hardwood integrated cutout pulls.

Drawers.

Have $\frac{3}{4}$ extension epoxy coated slides.

Leveler glides.

Four adjustable glides accommodate uneven floors.

Configurations

Available with 2-doors or 2-doors and 2-drawers; widths of 24" and 36".

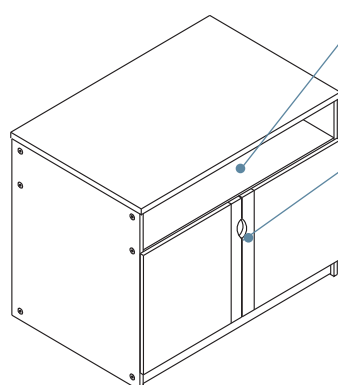
Features

TV Stand (RH20 shown)

Construction

Dry-fit construction uses metal-to-metal fasteners allowing simple component replacement in the field.

¾" hardwood veneer plywood with matching PVC edge band. Laminate top with matching PVC edge band.



Open shelf.

Full width shelf has cable management grommet in back.

Doors.

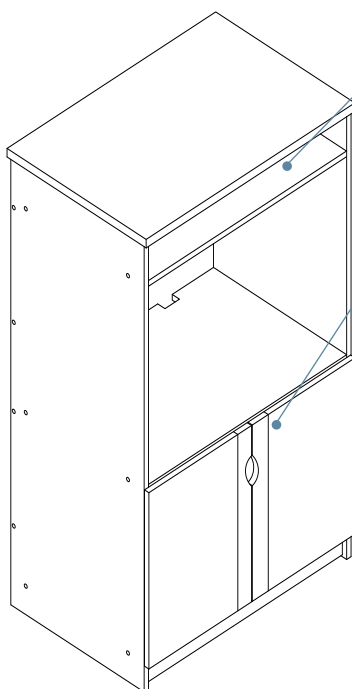
Have solid hardwood integrated cutout pulls.

Entertainment Center (RH20 shown)

Construction

Dry-fit construction uses metal-to-metal fasteners allowing simple component replacement in the field.

¾" hardwood veneer plywood with matching PVC edge band.



Open shelf.

Full width shelf has cable management grommet in back.

Doors.

Have solid hardwood integrated cutout pulls.

Statement of Line



Desk with
Organizer



Pedestal Desk



Chest



Bookcase



Storage Pedestal



Wardrobe



TV Stand



Single stacking drawer



Double stacking drawer

Product not show: Nightstand, Entertainment Center

Configurations



How to Specify

Example.	1. Pull Style/ Fasteners	2. Model Number/Size	3. Species and Finish
	20	BK1S1230	K02

Step 1. Determine Pull Style and Exposed or Concealed fasteners:

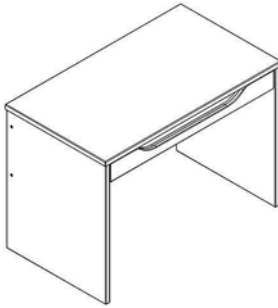
- 20** Half-moon pull and Exposed fasteners
- 23** Linear pull and Exposed fasteners
- 26** Angled pull and Exposed fasteners
- 30** Half-moon pull and Concealed fasteners
- 33** Linear pull and Concealed fasteners
- 36** Angled pull and Concealed fasteners

Step 2. Identify the Part Number from the succeeding product price pages.

Step 3. Select the Species and Finish:

- K** Oak
- 02 Light
- 40 Medium

- M** Maple
- 01 Natural
- 42 Cherry
- 60 Cocoa
- 76 Mocha

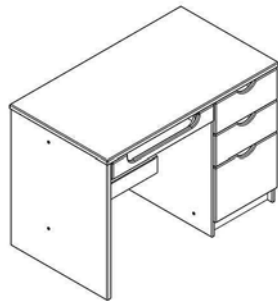


71-204

Standard includes:

- Case: veneer plywood with matching PVC edge band
- Worksurface: laminate with matching PVC edge band
- Species: **K** Oak or **M** Maple
- 3/4 height back panel
- Dry-fit construction
- Exposed fasteners
- Shipped assembled

Part Number	Description	D" x W" x H"	Price
20DEAZ2442-K	RH20 SERIES, Desk, Slab Leg	24 x 42 x 30	\$572
20DEAZ2442-M	RH20 SERIES, Desk, Slab Leg	24 x 42 x 30	\$590
20DEAZ2448-K	RH20 SERIES, Desk, Slab Leg	24 x 48 x 30	\$616
20DEAZ2448-M	RH20 SERIES, Desk, Slab Leg	24 x 48 x 30	\$633
20DEBD2442-K	RH20 SERIES, Desk, Slab Leg, Full Width Combination Drawer	24 x 42 x 30	\$736
20DEBD2442-M	RH20 SERIES, Desk, Slab Leg, Full Width Combination Drawer	24 x 42 x 30	\$757
20DEBD2448-K	RH20 SERIES, Desk, Slab Leg, Full Width Combination Drawer	24 x 48 x 30	\$786
20DEBD2448-M	RH20 SERIES, Desk, Slab Leg, Full Width Combination Drawer	24 x 48 x 30	\$809



71-204

Standard includes:

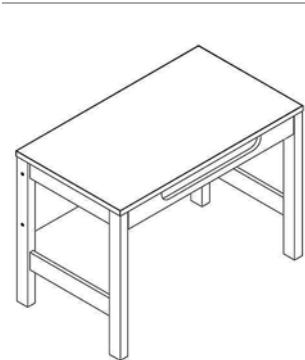
- Case: veneer plywood with matching PVC edge band
- Worksurface: laminate with matching PVC edge band
- Drawer fronts: solid wood with half-moon pull
- Species: **K** Oak or **M** Maple
- Box/ Box/ File with 3/4 extension epoxy coated drawer slides
- 3/4 height back panel
- Dry-fit construction
- Exposed fasteners
- Shipped assembled

Pull choices replace "20" in part number with:

23 for linear pull

26 for angled pull

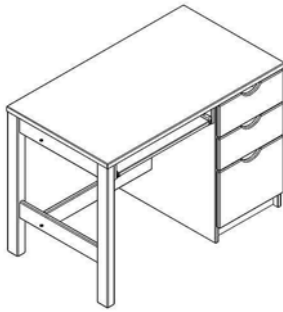
Part Number	Description	D" x W" x H"	Price
20DEBG2442-K	RH20 SERIES, Desk, Slab Leg, BBF	24 x 42 x 30	\$852
20DEBG2442-M	RH20 SERIES, Desk, Slab Leg, BBF	24 x 42 x 30	\$876
20DEBH2442-K	RH20 SERIES, Desk, Slab Leg, BBF, Keyboard Tray	24 x 42 x 30	\$925
20DEBH2442-M	RH20 SERIES, Desk, Slab Leg, BBF, Keyboard Tray	24 x 42 x 30	\$952
20DEBI2442-K	RH20 SERIES, Desk, Slab Leg, BBF, Keyboard Tray, Pullout Tray	24 x 42 x 30	\$944
20DEBI2442-M	RH20 SERIES, Desk, Slab Leg, BBF, Keyboard Tray, Pullout Tray	24 x 42 x 30	\$972
20DEBL2442-K	RH20 SERIES, Desk, Slab Leg, BBF, Computer Drawer, Pullout Tray	24 x 42 x 30	\$960
20DEBL2442-M	RH20 SERIES, Desk, Slab Leg, BBF, Computer Drawer, Pullout Tray	24 x 42 x 30	\$990
20DEBM2442-K	RH20 SERIES, Desk, Slab Leg, BBF, Computer Drawer	24 x 42 x 30	\$906
20DEBM2442-M	RH20 SERIES, Desk, Slab Leg, BBF, Computer Drawer	24 x 42 x 30	\$935



71-204

- Standard includes:**
- Case: solid hardwood legs with 3/4 height veneer plywood back panel
 - Worksurface: laminate with matching PVC edge band
 - Species: **K** Oak or **M** Maple
 - 3/4 height back panel
 - Dry-fit construction
 - Exposed fasteners
 - Shipped assembled

Part Number	Description	D" x W" x H"	Price
20DEAA2442-K	RH20 SERIES, Desk, Open Leg	24 x 42 x 30	\$631
20DEAA2442-M	RH20 SERIES, Desk, Open Leg	24 x 42 x 30	\$651
20DEAA2448-K	RH20 SERIES, Desk, Open Leg	24 x 48 x 30	\$675
20DEAA2448-M	RH20 SERIES, Desk, Open Leg	24 x 48 x 30	\$695
20DEAE2442-K	RH20 SERIES, Desk, Open Leg, Full Width Combination Drawer	24 x 42 x 30	\$775
20DEAE2442-M	RH20 SERIES, Desk, Open Leg, Full Width Combination Drawer	24 x 42 x 30	\$798
20DEAE2448-K	RH20 SERIES, Desk, Open Leg, Full Width Combination Drawer	24 x 48 x 30	\$883
20DEAE2448-M	RH20 SERIES, Desk, Open Leg, Full Width Combination Drawer	24 x 48 x 30	\$909



71-204

Standard includes:

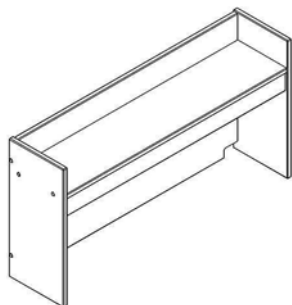
- Case: solid hardwood legs with 3/4 height veneer plywood back panel
- Worksurface: laminate with matching PVC edge band
- Drawer fronts: solid wood with half-moon pull
- Species: **K** Oak or **M** Maple
- Box/ Box/ File with 3/4 extension epoxy coated drawer slides
- Dry-fit construction
- Exposed fasteners
- Shipped assembled

Pull choices replace "20" in part number with:

23 for linear pull

26 for angled pull

Part Number	Description	D" x W" x H"	Price
20DEAF2442-K	RH20 SERIES, Desk, Open Leg, BBF	24 x 42 x 30	\$1,009
20DEAF2442-M	RH20 SERIES, Desk, Open Leg, BBF	24 x 42 x 30	\$1,040
20DEAF2448-K	RH20 SERIES, Desk, Open Leg, BBF	24 x 48 x 30	\$1,045
20DEAF2448-M	RH20 SERIES, Desk, Open Leg, BBF	24 x 48 x 30	\$1,076
20DEAG2442-K	RH20 SERIES, Desk, Open Leg, BBF, Keyboard Tray	24 x 42 x 30	\$1,061
20DEAG2442-M	RH20 SERIES, Desk, Open Leg, BBF, Keyboard Tray	24 x 42 x 30	\$1,092
20DEAG2448-K	RH20 SERIES, Desk, Open Leg, BBF, Keyboard Tray	24 x 48 x 30	\$1,105
20DEAG2448-M	RH20 SERIES, Desk, Open Leg, BBF, Keyboard Tray	24 x 48 x 30	\$1,138
20DEAH2442-K	RH20 SERIES, Desk, Open Leg, BBF, Keyboard Tray, Pullout Tray	24 x 42 x 30	\$1,100
20DEAH2442-M	RH20 SERIES, Desk, Open Leg, BBF, Keyboard Tray, Pullout Tray	24 x 42 x 30	\$1,133
20DEAJ2442-K	RH20 SERIES, Desk, Open Leg, BBF, Computer Drawer	24 x 42 x 30	\$1,079
20DEAJ2442-M	RH20 SERIES, Desk, Open Leg, BBF, Computer Drawer	24 x 42 x 30	\$1,112
20DEAJ2448-K	RH20 SERIES, Desk, Open Leg, BBF, Computer Drawer	24 x 48 x 30	\$1,123
20DEAJ2448-M	RH20 SERIES, Desk, Open Leg, BBF, Computer Drawer	24 x 48 x 30	\$1,157
20DEAL2442-K	RH20 SERIES, Desk, Open Leg, BBF, Computer Drawer, Pullout Tray	24 x 42 x 30	\$1,118
20DEAL2442-M	RH20 SERIES, Desk, Open Leg, BBF, Computer Drawer, Pullout Tray	24 x 42 x 30	\$1,215
20DEAL2448-K	RH20 SERIES, Desk, Open Leg, BBF, Computer Drawer, Pullout Tray	24 x 48 x 30	\$1,162
20DEAL2448-M	RH20 SERIES, Desk, Open Leg, BBF, Computer Drawer, Pullout Tray	24 x 48 x 30	\$1,195



71-204

Standard includes:

- Veneer plywood with matching PVC edge band
- Species: **K** Oak or **M** Maple
- Cable management cutouts
- Fixed shelf
- Dry-fit construction
- Exposed fasteners
- Shipped assembled

Options available:

- Tack board
- Task light: Florescent or LED

Part Number	Description	D" x W" x H"	Price	Tack	Light	LED
20OR1X1042-K	RH20 SERIES, Organizer	10 x 42 x 22	\$361	+\$50	+\$100	+\$187
20OR1X1042-M	RH20 SERIES, Organizer	10 x 42 x 22	\$371	+\$50	+\$100	+\$187
20OR1X1048-K	RH20 SERIES, Organizer	10 x 48 x 22	\$379	+\$50	+\$100	+\$187
20OR1X1048-M	RH20 SERIES, Organizer	10 x 48 x 22	\$391	+\$50	+\$100	+\$187



71-204

Standard includes:

- Case: veneer plywood with matching PVC edge band
- Top: laminate with matching PVC edge band
- Drawer fronts: solid wood with half-moon pull
- Species: **K** Oak or **M** Maple
- Box/ File
- 3/4 extension epoxy coated drawer slides
- Dry-fit construction
- Exposed fasteners
- Casters, non-locking: black plastic
- Shipped assembled

Pull choices replace "20" in part number with:

23 for linear pull

26 for angled pull

Part Number	Description	D" x W" x H"	Price
20PE1X2216-K	RH20 SERIES, Mobile Pedestal, BF, Casters	22 x 16 x 25	\$541
20PE1X2216-M	RH20 SERIES, Mobile Pedestal, BF, Casters	22 x 16 x 25	\$592



71-204

Standard includes:

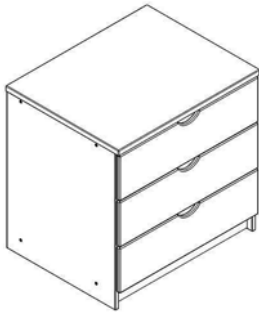
- Case: veneer plywood with matching PVC edge band
- Top: laminate with matching PVC edge band
- Drawer fronts: solid wood with half-moon pull
- Species: **K** Oak or **M** Maple
- Box/ File or Box/ Box/ File
- 3/4 extension epoxy coated drawer slides
- Dry-fit construction
- Exposed fasteners
- Shipped assembled

Pull options replace "20" in part number with:

23 for linear pull

26 for angled pull

Part Number	Description	D" x W" x H"	Price
20PEM12216-K	RH20 SERIES, Movable Pedestal, BF	22 x 16 x 25	\$590
20PEM12216-M	RH20 SERIES, Movable Pedestal, BF	22 x 16 x 25	\$621
20PEM22216-K	RH20 SERIES, Movable Pedestal, BF, Mouse Tray	22 x 16 x 25	\$647
20PEM22216-M	RH20 SERIES, Movable Pedestal, BF, Mouse Tray	22 x 16 x 25	\$688
20PEM32216-K	RH20 SERIES, Movable Pedestal, BBF	22 x 16 x 29	\$688
20PEM32216-M	RH20 SERIES, Movable Pedestal, BBF	22 x 16 x 29	\$716
20PEM42216-K	RH20 SERIES, Movable Pedestal, BBF, Mouse Tray	22 x 16 x 29	\$745
20PEM42216-M	RH20 SERIES, Movable Pedestal, BBF, Mouse Tray	22 x 16 x 29	\$783



71-204

Standard includes:

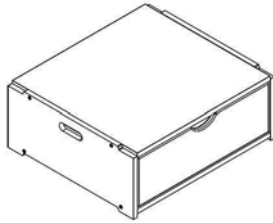
- Case: veneer plywood with matching PVC edge band
- Top: laminate with matching PVC edge band
- Drawer fronts: solid wood with half-moon pull
- Species: **K** Oak or **M** Maple
- 3/4 extension nylon drawer slides
- Dry-fit construction
- Exposed fasteners
- Divider available for top drawer, only
- Shipped assembled

Pull options replace "20" in part number with:

23 for linear pull

26 for angled pull

Part Number	Description	D" x W" x H"	Price
20DR3D2430-K	RH20 SERIES, Chest, 3-Drawer, Div	24 x 30 x 30	\$946
20DR3D2430-M	RH20 SERIES, Chest, 3-Drawer, Div	24 x 30 x 30	\$973
20DR3X2430-K	RH20 SERIES, Chest, 3-Drawer	24 x 30 x 30	\$912
20DR3X2430-M	RH20 SERIES, Chest, 3-Drawer	24 x 30 x 30	\$940
20DR4D2430-K	RH20 SERIES, Chest, 4-Drawer, Div	24 x 30 x 38	\$1,188
20DR4D2430-M	RH20 SERIES, Chest, 4-Drawer, Div	24 x 30 x 38	\$1,224
20DR4X2430-K	RH20 SERIES, Chest, 4-Drawer	24 x 30 x 38	\$1,157
20DR4X2430-M	RH20 SERIES, Chest, 4-Drawer	24 x 30 x 38	\$1,190
20DR5D2430-K	RH20 SERIES, Chest, 5-Drawer, Div	24 x 30 x 46	\$1,564
20DR5D2430-M	RH20 SERIES, Chest, 5-Drawer, Div	24 x 30 x 46	\$1,594
20DR5X2430-K	RH20 SERIES, Chest, 5-Drawer	24 x 30 x 46	\$1,455
20DR5X2430-M	RH20 SERIES, Chest, 5-Drawer	24 x 30 x 46	\$1,499



71-204

Standard includes:

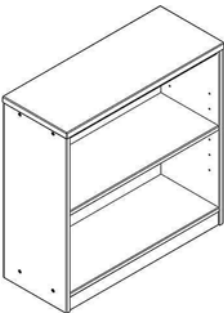
- Case: solid wood or veneer plywood with matching PVC edge band
- Drawer fronts: solid wood or plywood with half-moon pull
- Species: **K** Oak or **M** Maple
- Handhold on sides
- 3/4 extension epoxy coated drawer slides
- Single can stack 5 high; double 2 high
- Integrated safety connector clip at rear
- Dry-fit construction
- Exposed fasteners
- Shipped assembled

Pull options replace "20" in part number with:

23 for linear pull

26 for angled pull

Part Number	Description	D" x W" x H"	Price
20DR1A2426-K	RH20 SERIES, Single Drawer Stacker, Solid Front and Sides, Laminate Top	24 × 26 × 10	\$456
20DR1A2426-M	RH20 SERIES, Single Drawer Stacker, Solid Front and Sides, Laminate Top	24 × 26 × 10	\$484
20DR1B2426-K	RH20 SERIES, Single Drawer Stacker, Solid Front, Plywood Sides	24 × 26 × 10	\$402
20DR1B2426-M	RH20 SERIES, Single Drawer Stacker, Solid Front, Plywood Sides	24 × 26 × 10	\$425
20DR1C2426-K	RH20 SERIES, Single Drawer Stacker, Plywood with Exposed Edges	24 × 26 × 10	\$333
20DR1C2426-M	RH20 SERIES, Single Drawer Stacker, Plywood with Exposed Edges	24 × 26 × 10	\$353
20DR2B2426-K	RH20 SERIES, 2-Drawer Stacker, Solid Front, Ply Sides	24 × 26 × 19	\$608
20DR2B2426-M	RH20 SERIES, 2-Drawer Stacker, Solid Front, Ply Sides	24 × 26 × 19	\$623

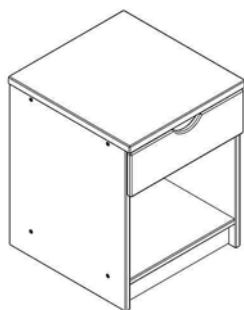


71-204

Standard includes:

- Case: veneer plywood with matching PVC edge band
- Top: laminate with matching PVC edge band
- Species: **K** Oak or **M** Maple
- Cable management grommets
- Adjustable shelf
- Dry-fit construction
- Exposed fasteners
- Shipped assembled

Part Number	Description	D" x W" x H"	Price	Grade1	Grade2	Grade3
20BK1S1230-K	RH20 SERIES, Bookcase, 1-Shelf	12 × 30 × 30	\$451			
20BK1S1230-M	RH20 SERIES, Bookcase, 1-Shelf	12 × 30 × 30	\$464			
20BK1S1236-K	RH20 SERIES, Bookcase, 1-Shelf	12 × 36 × 30	\$505			
20BK1S1236-M	RH20 SERIES, Bookcase, 1-Shelf	12 × 36 × 30	\$520			
20BK1S1630-K	RH20 SERIES, Bookcase, 1-Shelf	16 × 30 × 30	\$512			
20BK1S1630-M	RH20 SERIES, Bookcase, 1-Shelf	16 × 30 × 30	\$525			
20BK1S1636-K	RH20 SERIES, Bookcase, 1-Shelf	16 × 36 × 30	\$554			
20BK1S1636-M	RH20 SERIES, Bookcase, 1-Shelf	16 × 36 × 30	\$567	+\$18	+\$36	+\$54



71-204

Standard includes:

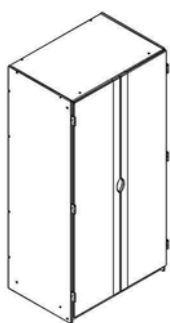
- Case: veneer plywood with matching PVC edge band
- Top: laminate with matching PVC edge band
- Drawer fronts: solid wood with half-moon pull
- Species: **K** Oak or **M** Maple
- 3/4 extension epoxy coated drawer slides
- Dry-fit construction
- Exposed fasteners
- Shipped assembled

Pull options replace "20" in part number with:

23 for linear pull

26 for angled pull

Part Number	Description	D" x W" x H"	Price
20NS1D2019-K	RH20 SERIES, Night Stand, 1-Drawer	20 x 19 x 24	\$461
20NS1D2019-M	RH20 SERIES, Night Stand, 1-Drawer	20 x 19 x 24	\$477
20NS2D2019-K	RH20 SERIES, Night Stand, 2-Drawer	20 x 19 x 24	\$560
20NS2D2019-M	RH20 SERIES, Night Stand, 2-Drawer	20 x 19 x 24	\$700



71-204

Standard includes:

- Veneer plywood with matching PVC edge band
- Door pulls: solid hardwood with half-moon cutout
- Species: **K** Oak or **M** Maple
- Adjustable half shelf
- Closet rod
- Coat hook on inside of door
- Dry-fit construction
- Exposed fasteners
- Shipped assembled

Pull options replace "20" in part number with:

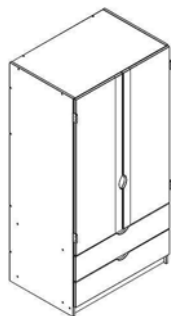
23 for linear pull

26 for angled pull

Options available:

- Mirror, 14w x24h
- Towel bar

Part Number	Description	D" x W" x H"	Price	Mirror	TwlBar
20WABP2424-K	RH20 SERIES, Wardrobe, 2 Door, Closet Rod, Adj Half Shelf, Hook	24 x 24 x 74	\$1,095	+\$50	+\$43
20WABP2424-M	RH20 SERIES, Wardrobe, 2 Door, Closet Rod, Adj Half Shelf, Hook	24 x 24 x 74	\$1,133	+\$50	+\$43
20WABP2436-K	RH20 SERIES, Wardrobe, 2 Door, Closet Rod, Adj Half Shelf, Hook	24 x 36 x 74	\$1,368	+\$50	+\$43
20WABP2436-M	RH20 SERIES, Wardrobe, 2 Door, Closet Rod, Adj Half Shelf, Hook	24 x 36 x 74	\$1,404	+\$50	+\$43



71-204

Standard includes:

- Veneer plywood with matching PVC edge band
- Drawer fronts: solid wood with half-moon pull
- Species: **K** Oak or **M** Maple
- 3/4 extension epoxy coated drawer slides
- Adjustable half shelf
- Closet rod
- Coat hook on inside of door
- Dry-fit construction
- Exposed fasteners
- Shipped assembled

Pull options replace "20" in part number with:

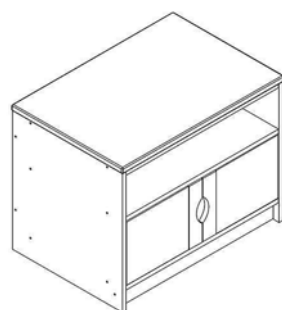
23 for linear pull

26 for angled pull

Options available:

- Mirror, 14w x24h
- Towel bar

Part Number	Description	D" x W" x H"	Price	Mirror	TwlBar
20WACG2424-K	RH20 SERIES, Wardrobe, Closet Rod, Adj Half Shelf, Hook, 2 Drawer	24 x 24 x 74	\$1,430	+\$50	+\$43
20WACG2424-M	RH20 SERIES, Wardrobe, Closet Rod, Adj Half Shelf, Hook, 2 Drawer	24 x 24 x 74	\$1,468	+\$50	+\$43
20WACG2436-K	RH20 SERIES, Wardrobe, Closet Rod, Adj Half Shelf, Hook, 2 Drawer	24 x 36 x 74	\$1,761	+\$50	+\$43
20WACG2436-M	RH20 SERIES, Wardrobe, Closet Rod, Adj Half Shelf, Hook, 2 Drawer	24 x 36 x 74	\$1,800	+\$50	+\$43



71-204

Standard includes:

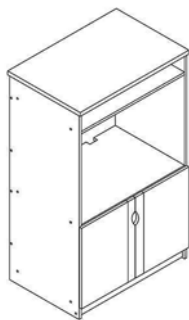
- Case: veneer plywood with matching PVC edge band
- Top: laminate with matching PVC edge band
- Door pulls: solid wood with half-moon cutout
- Species: **K** Oak or **M** Maple
- Open, full width shelf with cable management grommet in back
- Dry-fit construction
- Exposed fasteners
- Shipped assembled

Pull options replace "20" in part number with:

23 for linear pull

26 for angled pull

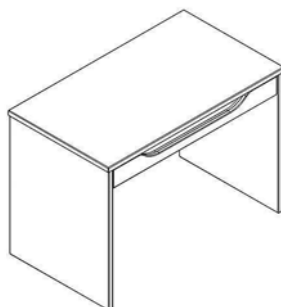
Part Number	Description	D" x W" x H"	Price
20TVT12232-K	RH20 SERIES, TV Stand, 2 Door, DVD Shelf	22 x 32 x 25	\$1,030
20TVT12232-M	RH20 SERIES, TV Stand, 2 Door, DVD Shelf	22 x 32 x 25	\$1,059



71-204

- Standard includes:**
- Veneer plywood with matching PVC edge band
 - Door pulls: solid wood with half-moon cutout
 - Species: **K** Oak or **M** Maple
 - Fixed shelf with cable management grommet in back
 - Dry-fit construction
 - Exposed fasteners
 - Shipped assembled
- Pull options** replace "20" in part number with:
- 23** for linear pull
- 26** for angled pull

Part Number	Description	D" x W" x H"	Price
20TVE12436-K	RH20 SERIES, Entertainment Center, Fixed Shelf, 2 Doors	24 x 36 x 60	\$1,594
20TVE12436-M	RH20 SERIES, Entertainment Center, Fixed Shelf, 2 Doors	24 x 36 x 60	\$1,643

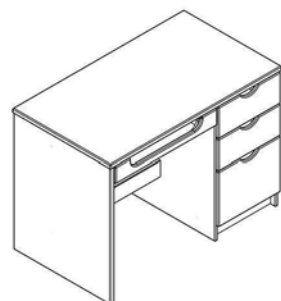


71-204

Standard includes:

- Case: veneer plywood with matching PVC edge band
- Worksurface: laminate with matching PVC edge band
- Species: **K** Oak or **M** Maple
- 3/4 height back panel
- Dry-fit construction
- Concealed fasteners
- Shipped assembled

Part Number	Description	D" x W" x H"	Price
30DEAZ2442-K	RH30 SERIES, Desk, Slab Leg	24 x 42 x 30	\$572
30DEAZ2442-M	RH30 SERIES, Desk, Slab Leg	24 x 42 x 30	\$590
30DEAZ2448-K	RH30 SERIES, Desk, Slab Leg	24 x 48 x 30	\$616
30DEAZ2448-M	RH30 SERIES, Desk, Slab Leg	24 x 48 x 30	\$633
30DEBD2442-K	RH30 SERIES, Desk, Slab Leg, Full Width Combination Drawer	24 x 42 x 30	\$736
30DEBD2442-M	RH30 SERIES, Desk, Slab Leg, Full Width Combination Drawer	24 x 42 x 30	\$757
30DEBD2448-K	RH30 SERIES, Desk, Slab Leg, Full Width Combination Drawer	24 x 48 x 30	\$786
30DEBD2448-M	RH30 SERIES, Desk, Slab Leg, Full Width Combination Drawer	24 x 48 x 30	\$809



71-204

Standard includes:

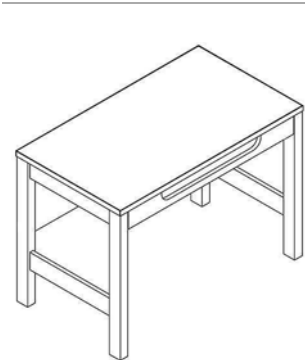
- Case: veneer plywood with matching PVC edge band
- Worksurface: laminate with matching PVC edge band
- Drawer fronts: solid wood with half-moon pull
- Species: **K** Oak or **M** Maple
- Box/ Box/ File with 3/4 extension epoxy coated drawer slides
- 3/4 height back panel
- Dry-fit construction
- Concealed fasteners
- Shipped assembled

Pull choices replace "30" in part number with:

33 for linear pull

36 for angled pull

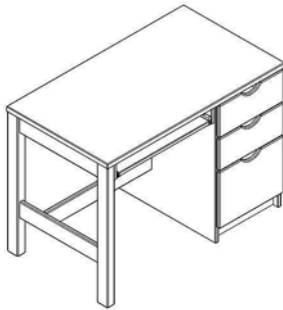
Part Number	Description	D" x W" x H"	Price
30DEE12442-K	RH30 SERIES, Desk, Slab Leg, BBF	24 x 42 x 30	\$899
30DEE12442-M	RH30 SERIES, Desk, Slab Leg, BBF	24 x 42 x 30	\$927
30DEE22442-K	RH30 SERIES, Desk, Slab Leg, BBF, Keyboard Tray	24 x 42 x 30	\$958
30DEE22442-M	RH30 SERIES, Desk, Slab Leg, BBF, Keyboard Tray	24 x 42 x 30	\$989
30DEE52442-K	RH30 SERIES, Desk, Slab Leg, BBF, Computer Drawer	24 x 42 x 30	\$976
30DEE52442-M	RH30 SERIES, Desk, Slab Leg, BBF, Computer Drawer	24 x 42 x 30	\$1,007
30DEE62442-K	RH30 SERIES, Desk, Slab Leg, BBF, Computer Drawer, Pullout Tray	24 x 42 x 30	\$1,015
30DEE62442-M	RH30 SERIES, Desk, Slab Leg, BBF, Computer Drawer, Pullout Tray	24 x 42 x 30	\$1,045
30DEE72442-K	RH30 SERIES, Desk, Slab Leg, BBF, Keyboard Tray, Pullout Tray	24 x 42 x 30	\$997
30DEE72442-M	RH30 SERIES, Desk, Slab Leg, BBF, Keyboard Tray, Pullout Tray	24 x 42 x 30	\$1,028



71-204

- Standard includes:**
- Case: solid hardwood legs with 3/4 height veneer plywood back panel
 - Worksurface: laminate with matching PVC edge band
 - Species: **K** Oak or **M** Maple
 - 3/4 height back panel
 - Dry-fit construction
 - Concealed fasteners
 - Shipped assembled

Part Number	Description	D" x W" x H"	Price
30DEAA2442-K	RH30 SERIES, Desk, Open Leg	24 x 42 x 30	\$631
30DEAA2442-M	RH30 SERIES, Desk, Open Leg	24 x 42 x 30	\$652
30DEAA2448-K	RH30 SERIES, Desk, Open Leg	24 x 48 x 30	\$675
30DEAA2448-M	RH30 SERIES, Desk, Open Leg	24 x 48 x 30	\$695
30DEAE2442-K	RH30 SERIES, Desk, Open Leg, Full Width Combination Drawer	24 x 42 x 30	\$776
30DEAE2442-M	RH30 SERIES, Desk, Open Leg, Full Width Combination Drawer	24 x 42 x 30	\$798
30DEAE2448-K	RH30 SERIES, Desk, Open Leg, Full Width Combination Drawer	24 x 48 x 30	\$884
30DEAE2448-M	RH30 SERIES, Desk, Open Leg, Full Width Combination Drawer	24 x 48 x 30	\$909



71-204

Standard includes:

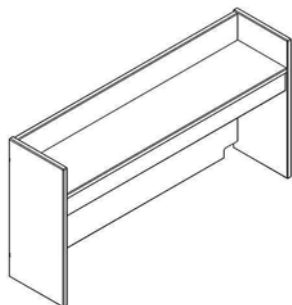
- Case: solid hardwood legs with 3/4 height veneer plywood back panel
- Worksurface: laminate with matching PVC edge band
- Drawer fronts: solid wood with half-moon pull
- Species: **K** Oak or **M** Maple
- Box/ Box/ File with 3/4 extension epoxy coated drawer slides
- Dry-fit construction
- Concealed fasteners
- Shipped assembled

Pull choices replace "30" in part number with:

33 for linear pull

36 for angled pull

Part Number	Description	D" x W" x H"	Price
30DEAF2442-K	RH30 SERIES, Desk, Open Leg, BBF	24 x 42 x 30	\$1,002
30DEAF2442-M	RH30 SERIES, Desk, Open Leg, BBF	24 x 42 x 30	\$1,033
30DEAF2448-K	RH30 SERIES, Desk, Open Leg, BBF	24 x 48 x 30	\$1,045
30DEAF2448-M	RH30 SERIES, Desk, Open Leg, BBF	24 x 48 x 30	\$1,076
30DEAG2442-K	RH30 SERIES, Desk, Open Leg, BBF, Keyboard Tray	24 x 42 x 30	\$1,061
30DEAG2442-M	RH30 SERIES, Desk, Open Leg, BBF, Keyboard Tray	24 x 42 x 30	\$1,092
30DEAG2448-K	RH30 SERIES, Desk, Open Leg, BBF, Keyboard Tray	24 x 48 x 30	\$1,105
30DEAG2448-M	RH30 SERIES, Desk, Open Leg, BBF, Keyboard Tray	24 x 48 x 30	\$1,138
30DEAH2442-K	RH30 SERIES, Desk, Open Leg, BBF, Keyboard Tray, Pullout Tray	24 x 42 x 30	\$1,100
30DEAH2442-M	RH30 SERIES, Desk, Open Leg, BBF, Keyboard Tray, Pullout Tray	24 x 42 x 30	\$1,133
30DEAJ2442-K	RH30 SERIES, Desk, Open Leg, BBF, Computer Drawer	24 x 42 x 30	\$1,079
30DEAJ2442-M	RH30 SERIES, Desk, Open Leg, BBF, Computer Drawer	24 x 42 x 30	\$1,112
30DEAJ2448-K	RH30 SERIES, Desk, Open Leg, BBF, Computer Drawer	24 x 48 x 30	\$1,123
30DEAJ2448-M	RH30 SERIES, Desk, Open Leg, BBF, Computer Drawer	24 x 48 x 30	\$1,157
30DEAL2442-K	RH30 SERIES, Desk, Open Leg, BBF, Computer Drawer, Pullout Tray	24 x 42 x 30	\$1,118
30DEAL2442-M	RH30 SERIES, Desk, Open Leg, BBF, Computer Drawer, Pullout Tray	24 x 42 x 30	\$1,215
30DEAL2448-K	RH30 SERIES, Desk, Open Leg, BBF, Computer Drawer, Pullout Tray	24 x 48 x 30	\$1,162
30DEAL2448-M	RH30 SERIES, Desk, Open Leg, BBF, Computer Drawer, Pullout Tray	24 x 48 x 30	\$1,195



71-204

Standard includes:

- Veneer plywood with matching PVC edge band
- Species: **K** Oak or **M** Maple
- Cable management cutouts
- Fixed shelf
- Dry-fit construction
- Concealed fasteners
- Shipped assembled

Options available:

- Tack board
- Task light: Florescent or LED

Part Number	Description	D" x W" x H"	Price	Tack	Light	LED
30OR1X1042-K	RH30 SERIES, Organizer	10 x 42 x 22	\$361	+\$50	+\$100	+\$187
30OR1X1042-M	RH30 SERIES, Organizer	10 x 42 x 22	\$371	+\$50	+\$100	+\$187
30OR1X1048-K	RH30 SERIES, Organizer	10 x 48 x 22	\$379	+\$50	+\$100	+\$187
30OR1X1048-M	RH30 SERIES, Organizer	10 x 48 x 22	\$391	+\$50	+\$100	+\$187



71-204

Standard includes:

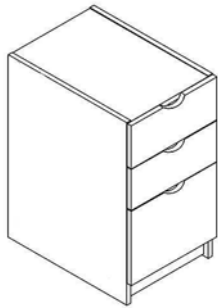
- Case: veneer plywood with matching PVC edge band
- Top: laminate with matching PVC edge band
- Drawer fronts: solid wood with half-moon pull
- Species: **K** Oak or **M** Maple
- Box/ File
- 3/4 extension epoxy coated drawer slides
- Dry-fit construction
- Concealed fasteners
- Casters, non-locking: black plastic
- Shipped assembled

Pull choices replace "30" in part number with:

33 for linear pull

36 for angled pull

Part Number	Description	D" x W" x H"	Price
30PE1X2216-K	RH30 SERIES, Mobile Pedestal, BF, Casters	22 x 16 x 25	\$541
30PE1X2216-M	RH30 SERIES, Mobile Pedestal, BF, Casters	22 x 16 x 25	\$592



71-204

Standard includes:

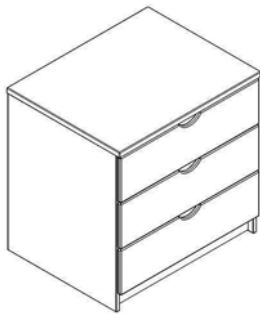
- Case: veneer plywood with matching PVC edge band
- Top: laminate with matching PVC edge band
- Drawer fronts: solid wood with half-moon pull
- Species: **K** Oak or **M** Maple
- Box/ File or Box/ Box/ File
- 3/4 extension epoxy coated drawer slides
- Dry-fit construction
- Concealed fasteners
- Shipped assembled

Pull options replace "30" in part number with:

33 for linear pull

36 for angled pull

Part Number	Description	D" x W" x H"	Price
30PEM12216-K	RH30 SERIES, Movable Pedestal, BF	22 x 16 x 25	\$590
30PEM12216-M	RH30 SERIES, Movable Pedestal, BF	22 x 16 x 25	\$621
30PEM22216-K	RH30 SERIES, Movable Pedestal, BF, Mouse Tray	22 x 16 x 25	\$647
30PEM22216-M	RH30 SERIES, Movable Pedestal, BF, Mouse Tray	22 x 16 x 25	\$688
30PEM32216-K	RH30 SERIES, Movable Pedestal, BBF	22 x 16 x 29	\$688
30PEM32216-M	RH30 SERIES, Movable Pedestal, BBF	22 x 16 x 29	\$716
30PEM42216-K	RH30 SERIES, Movable Pedestal, BBF, Mouse Tray	22 x 16 x 29	\$745
30PEM42216-M	RH30 SERIES, Movable Pedestal, BBF, Mouse Tray	22 x 16 x 29	\$783



71-204

Standard includes:

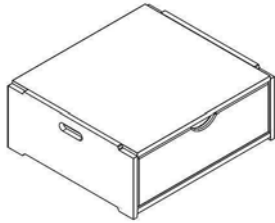
- Case: veneer plywood with matching PVC edge band
- Top: laminate with matching PVC edge band
- Drawer fronts: solid wood with half-moon pull
- Species: **K** Oak or **M** Maple
- 3/4 extension epoxy coated drawer slides
- Dry-fit construction
- Concealed fasteners
- Divider available for top drawer, only
- Shipped assembled

Pull options replace "30" in part number with:

33 for linear pull

36 for angled pull

Part Number	Description	D" x W" x H"	Price
30DR3D2430-K	RH30 SERIES, Chest, 3-Drawer, Div	24 x 30 x 30	\$946
30DR3D2430-M	RH30 SERIES, Chest, 3-Drawer, Div	24 x 30 x 30	\$973
30DR3X2430-K	RH30 SERIES, Chest, 3-Drawer	24 x 30 x 30	\$912
30DR3X2430-M	RH30 SERIES, Chest, 3-Drawer	24 x 30 x 30	\$940
30DR4D2430-K	RH30 SERIES, Chest, 4-Drawer, Div	24 x 30 x 38	\$1,188
30DR4D2430-M	RH30 SERIES, Chest, 4-Drawer, Div	24 x 30 x 38	\$1,224
30DR4X2430-K	RH30 SERIES, Chest, 4-Drawer	24 x 30 x 38	\$1,157
30DR4X2430-M	RH30 SERIES, Chest, 4-Drawer	24 x 30 x 38	\$1,190
30DR5D2430-K	RH30 SERIES, Chest, 5-Drawer, Div	24 x 30 x 46	\$1,564
30DR5D2430-M	RH30 SERIES, Chest, 5-Drawer, Div	24 x 30 x 46	\$1,594
30DR5X2430-K	RH30 SERIES, Chest, 5-Drawer	24 x 30 x 46	\$1,455
30DR5X2430-M	RH30 SERIES, Chest, 5-Drawer	24 x 30 x 46	\$1,499



71-204

Standard includes:

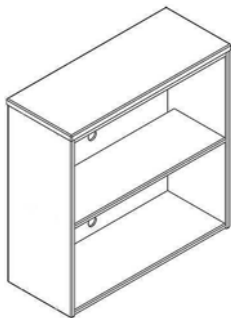
- Case: solid wood or veneer plywood with matching PVC edge band
- Drawer fronts: solid wood with half-moon pull
- Species: **K** Oak or **M** Maple
- Handhold on sides
- 3/4 extension epoxy coated drawer slides
- Single can stack 5 high; double 2 high
- Integrated safety connector clip at rear
- Dry-fit construction
- Concealed fasteners
- Shipped assembled

Pull options replace "30" in part number with:

33 for linear pull

36 for angled pull

Part Number	Description	D" x W" x H"	Price
30DR1A2426-K	RH30 SERIES, Single Drawer Stacker, Solid Front and Sides, Laminate Top	24 × 26 × 10	\$456
30DR1A2426-M	RH30 SERIES, Single Drawer Stacker, Solid Front and Sides, Laminate Top	24 × 26 × 10	\$484
30DR1B2426-K	RH30 SERIES, Single Drawer Stacker, Solid Front, Plywood Sides	24 × 26 × 10	\$402
30DR1B2426-M	RH30 SERIES, Single Drawer Stacker, Solid Front, Plywood Sides	24 × 26 × 10	\$425
30DR1C2426-K	RH30 SERIES, Single Drawer Stacker, Plywood with Exposed Edges	24 × 26 × 10	\$333
30DR1C2426-M	RH30 SERIES, Single Drawer Stacker, Plywood with Exposed Edges	24 × 26 × 10	\$353
30DR2B2426-K	RH30 SERIES, 2-Drawer Stacker, Solid Front, Ply Sides	24 × 26 × 19	\$608
30DR2B2426-M	RH30 SERIES, 2-Drawer Stacker, Solid Front, Ply Sides	24 × 26 × 19	\$623

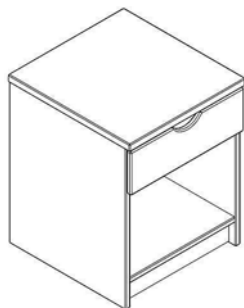


71-204

Standard includes:

- Case: veneer plywood with matching PVC edge band
- Top: laminate with matching PVC edge band
- Species: **K** Oak or **M** Maple
- Cable management grommets
- Fixed shelf
- Dry-fit construction
- Concealed fasteners
- Shipped assembled

Part Number	Description	D" x W" x H"	Price
30BK1S1230-K	RH30 SERIES, Bookcase, 1-Shelf	12 × 30 × 30	\$451
30BK1S1230-M	RH30 SERIES, Bookcase, 1-Shelf	12 × 30 × 30	\$464
30BK1S1236-K	RH30 SERIES, Bookcase, 1-Shelf	12 × 36 × 30	\$505
30BK1S1236-M	RH30 SERIES, Bookcase, 1-Shelf	12 × 36 × 30	\$520
30BK1S1630-K	RH30 SERIES, Bookcase, 1-Shelf	16 × 30 × 30	\$513
30BK1S1630-M	RH30 SERIES, Bookcase, 1-Shelf	16 × 30 × 30	\$525
30BK1S1636-K	RH30 SERIES, Bookcase, 1-Shelf	16 × 36 × 30	\$554
30BK1S1636-M	RH30 SERIES, Bookcase, 1-Shelf	16 × 36 × 30	\$567



71-204

Standard includes:

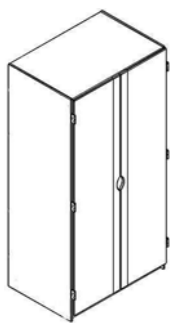
- Case: veneer plywood with matching PVC edge band
- Top: laminate with matching PVC edge band
- Drawer fronts: solid wood with half-moon pull
- Species: **K** Oak or **M** Maple
- 3/4 extension epoxy coated drawer slides
- Dry-fit construction
- Concealed fasteners
- Shipped assembled

Pull options replace "30" in part number with:

33 for linear pull

36 for angled pull

Part Number	Description	D" x W" x H"	Price
30NS1D2019-K	RH30 SERIES, Night Stand, 1-Drawer	20 x 19 x 24	\$461
30NS1D2019-M	RH30 SERIES, Night Stand, 1-Drawer	20 x 19 x 24	\$477
30NS2D2019-K	RH30 SERIES, Night Stand, 2-Drawer	20 x 19 x 24	\$544
30NS2D2019-M	RH30 SERIES, Night Stand, 2-Drawer	20 x 19 x 24	\$560



71-204

Standard includes:

- Veneer plywood with matching PVC edge band
- Door pulls: solid hardwood with half-moon cutout
- Species: **K** Oak or **M** Maple
- Adjustable half shelf
- Closet rod
- Coat hook on inside of door
- Dry-fit construction
- Concealed fasteners
- Shipped assembled

Pull options replace "30" in part number with:

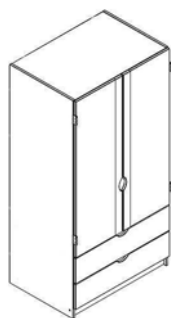
33 for linear pull

36 for angled pull

Options available:

- Mirror, 14w x24h
- Towel bar

Part Number	Description	D" x W" x H"	Price	Mirror	TwlBar
30WABP2424-K	RH30 SERIES, Wardrobe, 2 Door, Closet Rod, Adj Half Shelf, Hook	24 x 24 x 74	\$1,095	+\$50	+\$43
30WABP2424-M	RH30 SERIES, Wardrobe, 2 Door, Closet Rod, Adj Half Shelf, Hook	24 x 24 x 74	\$1,133	+\$50	+\$43
30WABP2436-K	RH30 SERIES, Wardrobe, 2 Door, Closet Rod, Adj Half Shelf, Hook	24 x 36 x 74	\$1,368	+\$50	+\$43
30WABP2436-M	RH30 SERIES, Wardrobe, 2 Door, Closet Rod, Adj Half Shelf, Hook	24 x 36 x 74	\$1,404	+\$50	+\$43



71-204

Standard includes:

- Veneer plywood with matching PVC edge band
- Drawer pulls: solid wood with half-moon cutout
- Species: **K** Oak or **M** Maple
- 3/4 extension epoxy coated drawer slides
- Adjustable half shelf
- Closet rod
- Coat hook on inside of door
- Dry-fit construction
- Concealed fasteners
- Shipped assembled

Pull options replace "30" in part number with:

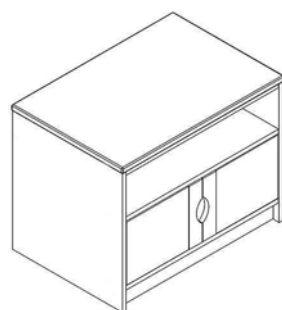
33 for linear pull

36 for angled pull

Options available:

- Mirror, 14w x24h
- Towel bar

Part Number	Description	D" x W" x H"	Price	Mirror	TwlBar
30WACG2424-K	RH30 SERIES, Wardrobe, Closet Rod, Adj Half Shelf, Hook, 2 Drawer	24 x 24 x 74	\$1,430	+\$50	+\$43
30WACG2424-M	RH30 SERIES, Wardrobe, Closet Rod, Adj Half Shelf, Hook, 2 Drawer	24 x 24 x 74	\$1,468	+\$50	+\$43
30WACG2436-K	RH30 SERIES, Wardrobe, Closet Rod, Adj Half Shelf, Hook, 2 Drawer	24 x 36 x 74	\$1,761	+\$50	+\$43
30WACG2436-M	RH30 SERIES, Wardrobe, Closet Rod, Adj Half Shelf, Hook, 2 Drawer	24 x 36 x 74	\$1,800	+\$50	+\$43



71-204

Standard includes:

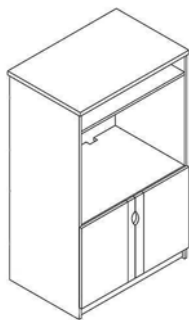
- Case: veneer plywood with matching PVC edge band
- Top: laminate with matching PVC edge band
- Door pulls: solid wood with half-moon cutout
- Species: **K** Oak or **M** Maple
- Open, full width shelf with cable management grommet in back
- Dry-fit construction
- Concealed fasteners
- Shipped assembled

Pull options replace "30" in part number with:

33 for linear pull

36 for angled pull

Part Number	Description	D" x W" x H"	Price
30TVT12232-K	RH30 SERIES, TV Stand, 2 Door, DVD Shelf	22 x 32 x 25	\$1,030
30TVT12232-M	RH30 SERIES, TV Stand, 2 Door, DVD Shelf	22 x 32 x 25	\$1,059



71-204

- Standard includes:**
- Veneer plywood with matching PVC edge band
 - Door pulls: solid wood with half-moon cutout
 - Species: **K** Oak or **M** Maple
 - Fixed shelf with cable management grommet in back
 - Dry-fit construction
 - Concealed fasteners
 - Shipped assembled
- Pull options** replace "30" in part number with:
- 33** for linear pull
- 36** for angled pull

Part Number	Description	D" x W" x H"	Price
30TVE12436-K	RH30 SERIES, Entertainment Center, Fixed Shelf, 2 Doors	24 x 36 x 60	\$1,594
30TVE12436-M	RH30 SERIES, Entertainment Center, Fixed Shelf, 2 Doors	24 x 36 x 60	\$1,643

Contemporary design created for good looks and great technology accommodation.



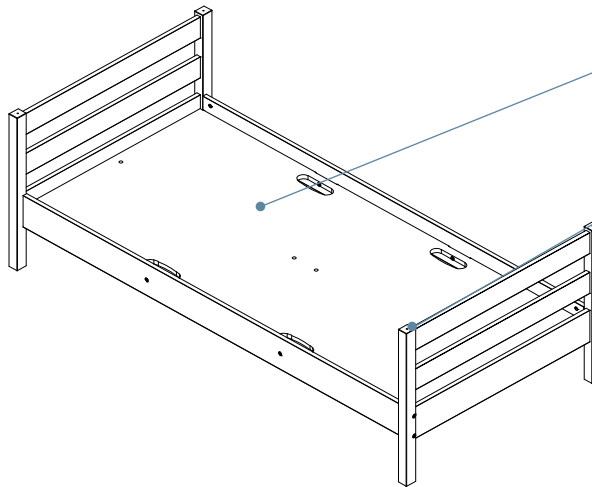
Features

Simple Bed

Construction

Glue and dowel assembly

Solid wood posts and $\frac{3}{4}$ " hardwood veneer plywood rails with matching PVC edge band.



Bed deck

One-piece wood deck is at fixed height. Bed deck ships assembled to side rails.

Bunk

Steel pins at each post allow for bunking without tools. Bed can be flipped for two different heights.

Captains Bed

Construction

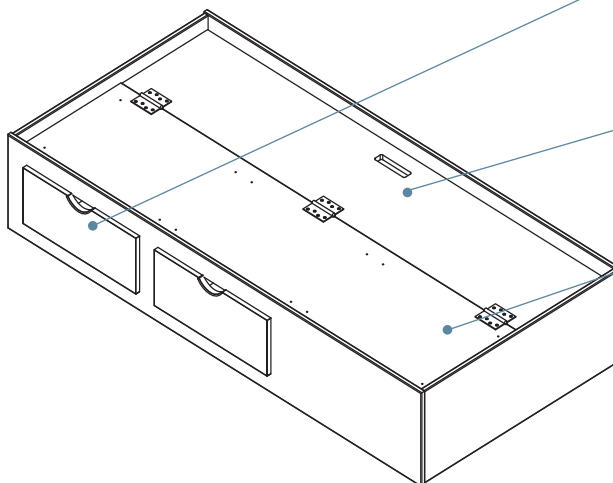
Glue and dowel assembly

$\frac{3}{4}$ " hardwood veneer plywood with matching PVC edge band.

Drawers have removable, $\frac{3}{4}$ " veneer plywood fronts; $\frac{1}{2}$ " veneer plywood sides; $\frac{1}{4}$ " bottom with waterproof vinyl face; glue and dowel joinery; and open to $\frac{3}{4}$ of their depth.

Configurations

Available with 2-, 3- or 4-drawers and 4-drawers with 2-doors.



Drawers.

Have half-moon black plastic pulls and $\frac{3}{4}$ " extension epoxy coated slides.

Storage.

Hinged door opens to provide additional storage underneath deck.

Platform style bed.

Designed to be used with mattress and no box spring.

Features

Desk Shell

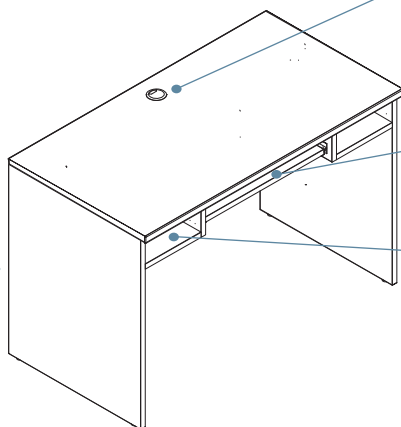
Construction

Combination of glue and dowel assembly on the case and dry-fit connection between case and work surface. Dry-fit construction uses metal-to-metal fasteners allowing simple replacement in the field.

$\frac{3}{4}$ " hardwood veneer plywood or laminate with engineered wood core with matching PVC edge band. Laminate worksurface with matching PVC edge band.

Back panel.

$\frac{3}{4}$ height for access to wall outlets and easy cable routing.



Grommet.

Provides a way for cords and cables to pass through the work surface. Located in back center of work surface.

Keyboard tray.

Is standard and pulls out for access.

Options.

Double cubby, mouse tray, and pencil drawer.

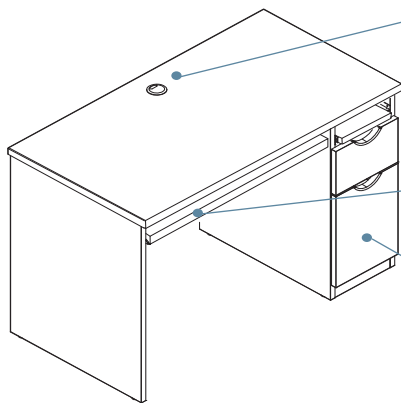
Desk Storage

Construction

Combination of glue and dowel assembly on the case and dry-fit connection between case and work surface. Dry-fit construction uses metal-to-metal fasteners allowing simple replacement in the field.

$\frac{3}{4}$ " hardwood veneer plywood or laminate with engineered wood core with matching PVC edge band. Laminate worksurface with matching PVC edge band.

Drawers have removable, $\frac{3}{4}$ " veneer plywood or laminate fronts; $\frac{1}{2}$ " veneer plywood sides; $\frac{1}{4}$ " bottom with waterproof vinyl face; glue and dowel joinery; and open to $\frac{3}{4}$ of their depth.



Grommet.

Provides a way for cords and cables to pass through the work surface. Located in back center of work surface.

Keyboard tray.

Is standard and pulls out for access.

Drawers.

Have half-moon black plastic pulls and $\frac{3}{4}$ extension epoxy coated slides.

Configurations

Available with Box/ Box/ File, Phat Leg C (shown) or Phat Leg D configuration. Phat Leg C includes mouse tray, CD storage drawer, deep drawer. Phat Leg D includes pencil drawer, CD storage drawer, deep drawer.

Features

Organizer

Construction

Glue and dowel assembly

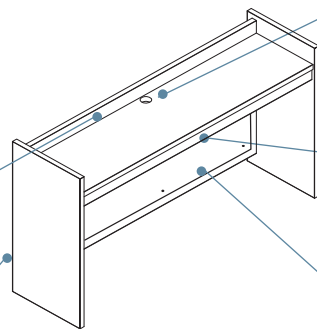
$\frac{3}{4}$ " hardwood veneer plywood or laminate with engineered wood core with matching PVC edge band.

Extended side and back panels.

Keeps items from falling off and damaging walls.

Back panel.

Full height back panel.



Cable management cutouts.

Cord management cutouts in shelf and back to allow for cable routing.

Optional task light.

Mounts in the recessed area beneath shelf. Choice of fluorescent or energy efficient LED.

Optional tack board.

Provides a place to display personal items.

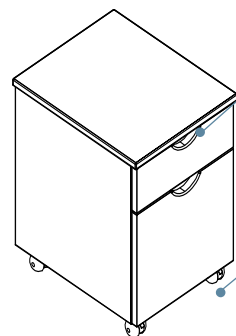
Box/ File Mobile Pedestal

Construction

Combination of glue and dowel assembly on the case and dry-fit connection between case and work surface. Dry-fit construction uses metal-to-metal fasteners allowing simple replacement in the field.

$\frac{3}{4}$ " hardwood veneer plywood or laminate with engineered wood core with matching PVC edge band. Laminate top with matching PVC edge band.

Drawers have removable, $\frac{3}{4}$ " veneer plywood or laminate fronts; $\frac{1}{2}$ " veneer plywood sides; $\frac{1}{4}$ " bottom with waterproof vinyl face; glue and dowel joinery; and open to $\frac{3}{4}$ of their depth.



Box/ File drawers.

Have half-moon black plastic pulls and $\frac{3}{4}$ " extension epoxy coated slides.

Casters.

Allow for mobility. Mobile pedestal fits under desk or can be moved wherever storage is needed.

Features

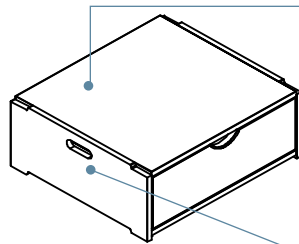
Stacking Drawer

Construction

Glue and dowel assembly

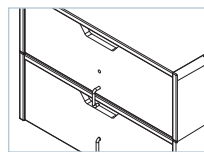
$\frac{3}{4}$ " hardwood veneer plywood or laminate with engineered wood core with matching PVC edge band.

Drawers have removable, $\frac{3}{4}$ " veneer plywood or laminate fronts; $\frac{1}{2}$ " veneer plywood sides; $\frac{1}{4}$ " bottom with waterproof vinyl face; glue and dowel joinery; and open to $\frac{3}{4}$ of their depth.



Integrated connector clip.

Located on the back side to link units when stacked.



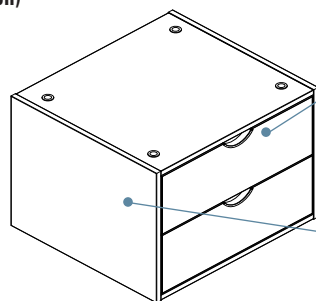
Handhold.

Integrated handhold on sides make it easy to move.

Single stacker.

Can be used side-by-side beneath bed or stack 5-high.

Stacking Drawer (Laminate Version)

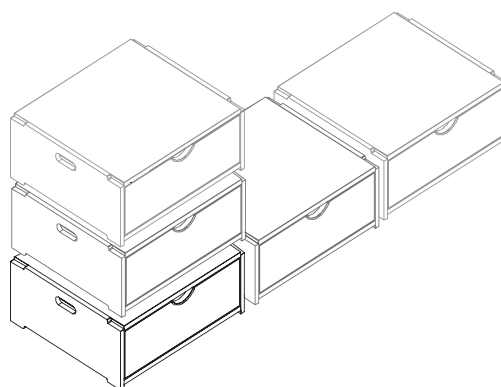


Drawers

Have half-moon black plastic pulls and $\frac{3}{4}$ " extension epoxy coated slides.

Double stacker.

Can be used side-by-side beneath bed or stack 2-high.



Features

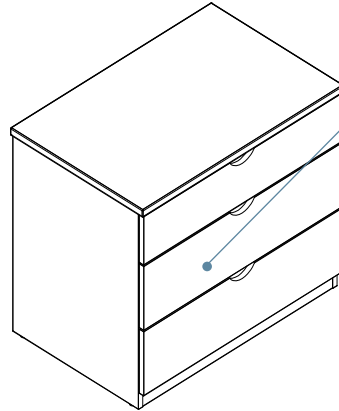
Chest

Construction

Combination of glue and dowel assembly on the case and dry-fit connection between case and work surface. Dry-fit construction uses metal-to-metal fasteners allowing simple replacement in the field.

$\frac{3}{4}$ " hardwood veneer plywood or laminate with engineered wood core with matching PVC edge band. Laminate top with matching PVC edge band, on 3-high configuration, only. $\frac{3}{4}$ " hardwood veneer plywood top with matching PVC edge band, on 4- and 5-high units, only.

Drawers have removable, $\frac{3}{4}$ " veneer plywood or laminate fronts; $\frac{1}{2}$ " veneer plywood sides; $\frac{1}{4}$ " bottom with waterproof vinyl face; glue and dowel joinery; and open to $\frac{3}{4}$ of their depth.



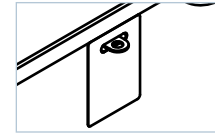
Configurations

Available in 3-, 4- and 5-high units. Also 30" and 36" wide units.

Drawers.

Have half-moon black plastic pulls and $\frac{3}{4}$ " extension epoxy coated slides.

Optional Hasp Lock



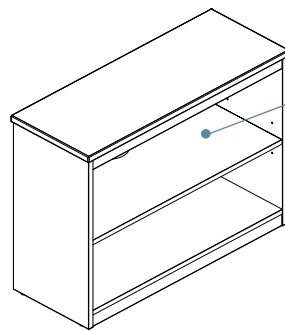
Available on top drawer only. Use with own padlock to provide additional security.

Bookcase

Construction

Combination of glue and dowel assembly on the case and dry-fit connection between case and work surface. Dry-fit construction uses metal-to-metal fasteners allowing simple replacement in the field.

$\frac{3}{4}$ " hardwood veneer plywood or laminate with engineered wood core with matching PVC edge band. Laminate top with matching PVC edge band.



Configurations

Available in 3-, 4-, 5- and 6-high units.

Shelves.

Top and bottom shelves are fixed. Middle shelves are adjustable and contain a cutout at back for cable management.

Features

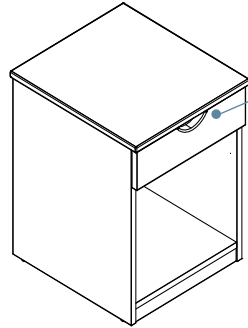
Nightstand

Construction

Combination of glue and dowel assembly on the case and dry-fit connection between case and work surface. Dry-fit construction uses metal-to-metal fasteners allowing simple replacement in the field.

$\frac{3}{4}$ " hardwood veneer plywood or laminate with engineered wood core with matching PVC edge band. Laminate top with matching PVC edge band.

Drawers have removable, $\frac{3}{4}$ " veneer plywood or laminate fronts; $\frac{1}{2}$ " veneer plywood sides; $\frac{1}{4}$ " bottom with waterproof vinyl face; glue and dowel joinery; and open to $\frac{3}{4}$ of their depth.



Configurations

Available with 1- or 2-drawers.

Drawers.

Have half-moon black plastic pulls and $\frac{3}{4}$ " extension epoxy coated slides.

Wardrobe (with closet rod and coat hook)

Construction

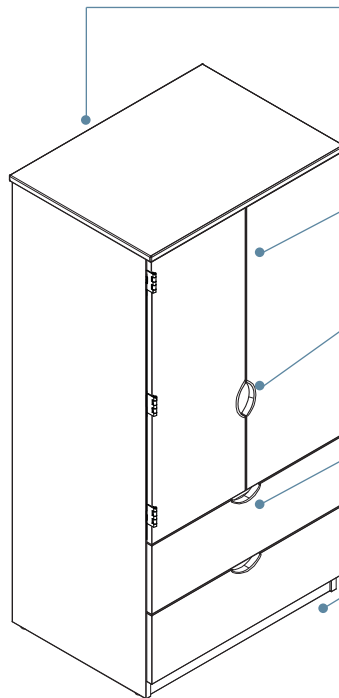
Combination of glue and dowel assembly on the case and dry-fit connection between case and work surface. Dry-fit construction uses metal-to-metal fasteners allowing simple replacement in the field.

$\frac{3}{4}$ " hardwood veneer plywood or laminate with engineered wood core with matching PVC edge band.

Drawers have removable, $\frac{3}{4}$ " veneer plywood or laminate fronts; $\frac{1}{2}$ " veneer plywood sides; $\frac{1}{4}$ " bottom with waterproof vinyl face; glue and dowel joinery; and open to $\frac{3}{4}$ of their depth.

Configurations

Available with 2-doors or 2-doors and 2-drawers.



Grommets.

Three in back for cable management.

Interior.

Coat rod and coat hook.

Pulls.

Doors and drawers have half-moon black plastic pulls.

Drawers.

Have $\frac{3}{4}$ " extension epoxy coated slides.

Leveler glides.

Four adjustable glides accommodate uneven floors.

Features

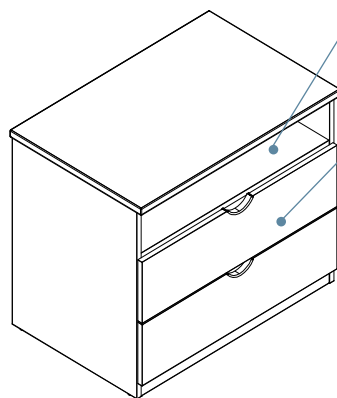
TV Stand

Construction

Combination of glue and dowel assembly on the case and dry-fit connection between case and work surface. Dry-fit construction uses metal-to-metal fasteners allowing simple replacement in the field.

$\frac{3}{4}$ " hardwood veneer plywood with matching PVC edge band. Laminate top with matching PVC edge band.

Drawers have removable, $\frac{3}{4}$ " veneer plywood fronts; $\frac{1}{2}$ " veneer plywood sides; $\frac{1}{4}$ " bottom with waterproof vinyl face; glue and dowel joinery; and open to $\frac{3}{4}$ of their depth.



Open shelf.

Full width shelf has cable management grommet in back.

Drawers.

Have half-moon black plastic pulls and $\frac{3}{4}$ extension epoxy coated slides.

Statement of Line



Simple Bed



Captain's Bed



Desk



Chest



Wardrobe



Bookcase



Nightstand



Organizer

Product not shown: Mobile Pedestal, Stacking Drawer, TV Stand

Configurations



How to Specify

Example. 1. Model Number/Size 2. Species and Finish

SOBK4V1430

K02

Step 1. Identify the Part Number from the succeeding product price pages.

Step 2. For wood casegoods, select the species and finish:

K Oak

02 Light

40 Medium

M Maple

01 Natural

42 Cherry

60 Cocoa

76 Mocha

For laminate casegoods, select laminate and the finish:

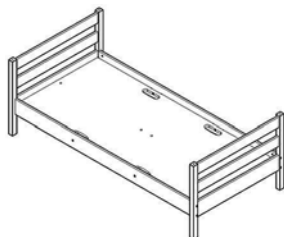
L Laminate

A4 Natural Maple

A7 Medium Oak

A8 Cocoa Maple

B2 Cherry Maple

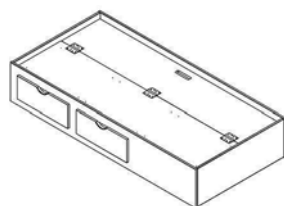


71-204

Standard includes:

- Solid hardwood posts and plywood rails
- Species: **K** Oak or **M** Maple
- Fits mattress size: 36×80
- Shipped ready to assemble

Part Number	Description	D" x W" x H"	Price
SOBE3D4184-K	SOLO, Bed, 1-Piece Deck, 3 Rail, Sized for 36 X 80 Mattress	41 × 84 × 29	\$650
SOBE3D4184-M	SOLO, Bed, 1-Piece Deck, 3 Rail, Sized for 36 X 80 Mattress	41 × 84 × 29	\$663

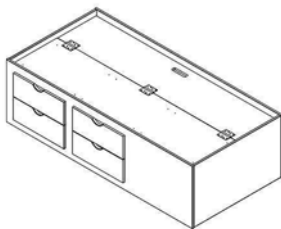


71-204

Standard includes:

- Veneer plywood with matching PVC edge band
- Species: **K** Oak or **M** Maple
- 3/4 extension epoxy coated drawer slides
- Half-moon pull: black plastic
- Storage compartment under bed deck
- Shipped assembled

Part Number	Description	D" x W" x H"	Price
SOBEC23882-K	SOLO, Captain Bed, 2-Drawers, Sized for 36 X 80 Mattress	38 × 82 × 15	\$1,152
SOBEC23882-M	SOLO, Captain Bed, 2-Drawers, Sized for 36 X 80 Mattress	38 × 82 × 15	\$1,175
SOBEC24082-K	SOLO, Captain Bed, 2-Drawers, Sized for 38 X 80 Mattress	40 × 82 × 15	\$1,152
SOBEC24082-M	SOLO, Captain Bed, 2-Drawers, Sized for 38 X 80 Mattress	40 × 82 × 15	\$1,175
SOBEC63882-K	SOLO, Captain Bed, 3-Drawer, Sized for 36 X 80 Mattress	38 × 82 × 15	\$1,350
SOBEC63882-M	SOLO, Captain Bed, 3-Drawers, Sized for 36 X 80 Mattress	38 × 82 × 15	\$1,377
SOBEC64082-K	SOLO, Captain Bed, 3-Drawer, Sized for 38 X 80 Mattress	40 × 82 × 15	\$1,350
SOBEC64082-M	SOLO, Captain Bed, 3-Drawer, Sized for 38 X 80 Mattress	40 × 82 × 15	\$1,377

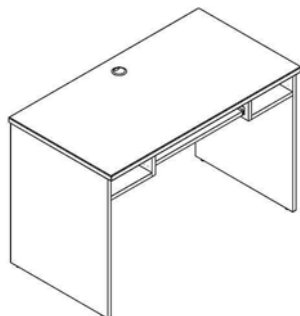


71-204

Standard includes:

- Veneer plywood with matching PVC edge band
- Species: **K** Oak or **M** Maple
- 3/4 extension epoxy coated drawer slides
- Half-moon pull: black plastic
- Four drawers
- Storage compartment under bed deck
- Shipped assembled

Part Number	Description	D" x W" x H"	Price
SOBEC43882-K	SOLO, Captain Bed, 4-Drawers, Sized for 36 X 80 Mattress	38 x 82 x 24	\$1,670
SOBEC43882-M	SOLO, Captain Bed, 4-Drawers, Sized for 36 X 80 Mattress	38 x 82 x 24	\$1,703
SOBEC44082-K	SOLO, Captain Bed, 4-Drawers, Sized for 38 X 80 Mattress	40 x 82 x 24	\$1,672
SOBEC44082-M	SOLO, Captain Bed, 4-Drawers, Sized for 38 X 80 Mattress	40 x 82 x 24	\$1,705
SOBEC53882-K	SOLO, Captain Bed, 4-Drawer/2 Door, Sized for 36 X 80 Mattress	38 x 82 x 24	\$1,770
SOBEC53882-M	SOLO, Captain Bed, 4-Drawer/2 Door, Sized for 36 X 80 Mattress	38 x 82 x 24	\$1,805
SOBEC54082-K	SOLO, Captain Bed, 4-Drawer/2 Door, Sized for 38 X 80 Mattress	40 x 82 x 24	\$1,770
SOBEC54082-M	SOLO, Captain Bed, 4-Drawer/2 Door, Sized for 38 X 80 Mattress	40 x 82 x 24	\$1,805

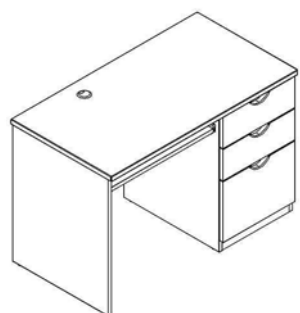


71-204

Standard includes:

- Case: veneer plywood or laminate with matching PVC edge band
- Worksurface: laminate with matching PVC edge band
- Species: **K** Oak or **M** Maple; **L** Laminate
- Grommet in worksurface for cable management
- 3/4 height back panel
- Keyboard tray
- Double cubby, pencil drawer, and mouse tray configurations available
- Dry-fit connection between case and worksurface
- Shipped assembled

Part Number	Description	D" x W" x H"	Price
SODEBA2436-K	SOLO, Desk, Slab Leg, Keyboard Tray	24 x 36 x 29	\$384
SODEBA2436-L	SOLO, Desk, Slab Leg, Keyboard Tray	24 x 36 x 29	\$334
SODEBA2436-M	SOLO, Desk, Slab Leg, Keyboard Tray	24 x 36 x 29	\$392
SODEBE2444-K	SOLO, Desk, Slab Leg, Dbl Cubbie, Keyboard Tray	24 x 44 x 29	\$484
SODEBE2444-L	SOLO, Desk, Slab Leg, Dbl Cubbie, Keyboard Tray	24 x 44 x 29	\$434
SODEBE2444-M	SOLO, Desk, Slab Leg, Dbl Cubbie, Keyboard Tray	24 x 44 x 29	\$492
SODEBE2448-K	SOLO, Desk, Slab Leg, Dbl Cubbie, Keyboard Tray	24 x 48 x 29	\$586
SODEBE2448-M	SOLO, Desk, Slab Leg, Dbl Cubbie, Keyboard Tray	24 x 48 x 29	\$598
SODEBF2444-K	SOLO, Desk, Slab Leg, Dbl Cubbie, Keyboard Tray, Pencil Drawer, Mouse Tray	24 x 44 x 29	\$566
SODEBF2444-L	SOLO, Desk, Slab Leg, Dbl Cubbie, Keyboard Tray, Pencil Drawer, Mouse Tray	24 x 44 x 29	\$492
SODEBF2444-M	SOLO, Desk, Slab Leg, Dbl Cubbie, Keyboard Tray, Pencil Drawer, Mouse Tray	24 x 44 x 29	\$577
SODEBF2448-K	SOLO, Desk, Slab Leg, Dbl Cubbie, Keyboard Tray, Pencil Drawer, Mouse Tray	24 x 48 x 29	\$678
SODEBF2448-M	SOLO, Desk, Slab Leg, Dbl Cubbie, Keyboard Tray, Pencil Drawer, Mouse Tray	24 x 48 x 29	\$690

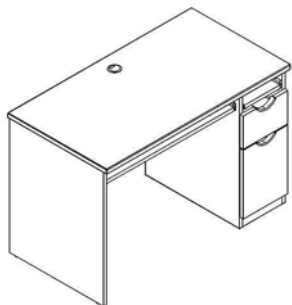


71-204

Standard includes:

- Case: veneer plywood or laminate with matching PVC edge band
- Worksurface: laminate with matching PVC edge band
- Species: **K** Oak or **M** Maple; **L** Laminate
- Grommet in worksurface for cable management
- 3/4 height back panel
- Keyboard tray
- Box/ Box/ File
- 3/4 extension epoxy coated drawer slides
- Half-moon pull: black plastic
- Dry-fit connection between case and worksurface
- Shipped assembled

Part Number	Description	D" x W" x H"	Price
SODEBH2444-K	SOLO, Desk, Slab Leg, BBF, Keyboard Tray	24 x 44 x 29	\$781
SODEBH2444-L	SOLO, Desk, Slab Leg, BBF, Keyboard Tray	24 x 44 x 29	\$679
SODEBH2444-M	SOLO, Desk, Slab Leg, BBF, Keyboard Tray	24 x 44 x 29	\$797



71-204

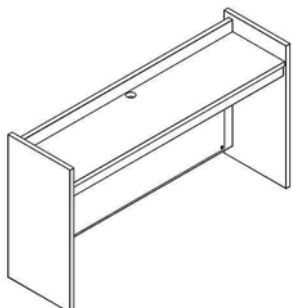
Standard includes:

- Case: veneer plywood or laminate with matching PVC edge band
- Worksurface: laminate with matching PVC edge band
- Species: **K** Oak or **M** Maple; **L** Laminate
- Grommet in worksurface for cable management
- 3/4 height back panel
- Keyboard tray
- Phat Leg C or Phat Leg D configurations
- 3/4 extension epoxy coated drawer slides
- Half-moon pull: black plastic
- Dry-fit connection between case and worksurface
- Shipped assembled

Configurations:

- Phat Leg C: mouse tray, CD storage drawer, deep drawer (as shown)
- Phat Leg D: Pencil drawer, CD drawer, deep drawer

Part Number	Description	D" x W" x H"	Price
SODEBT2436-K	SOLO, Desk, Slab Leg, Phat Leg C, Keyboard Tray	24 x 36 x 29	\$681
SODEBT2436-L	SOLO, Desk, Slab Leg, Phat Leg C, Keyboard Tray	24 x 36 x 29	\$579
SODEBT2436-M	SOLO, Desk, Slab Leg, Phat Leg C, Keyboard Tray	24 x 36 x 29	\$697
SODEBT2444-K	SOLO, Desk, Slab Leg, Phat Leg C, Keyboard Tray	24 x 44 x 29	\$681
SODEBT2444-M	SOLO, Desk, Slab Leg, Phat Leg C, Keyboard Tray	24 x 44 x 29	\$697
SODEBV2436-M	SOLO, Desk, Slab Leg, Phat Leg D, Keyboard Tray	24 x 36 x 29	\$818
SODEBV2444-K	SOLO, Desk, Slab Leg, Phat Leg D, Keyboard Tray	24 x 44 x 29	\$834
SODEBV2444-M	SOLO, Desk, Slab Leg, Phat Leg D, Keyboard Tray	24 x 44 x 29	\$848



71-204

Standard includes:

- Veneer plywood or laminate with matching PVC edge band
- Species: **K** Oak or **M** Maple; **L** Laminate
- Cable management cutouts
- Shipped assembled

Options available:

- Tack board
- Task light: Florescent or LED

Part Number	Description	D" x W" x H"	Price	Tack	Light	LED
SOOR1X1236-K	SOLO, Organizer	12 x 36 x 24	\$224	+\$50	+\$100	+\$187
SOOR1X1236-L	SOLO, Organizer	12 x 36 x 24	\$195	+\$50	+\$100	+\$187
SOOR1X1236-M	SOLO, Organizer	12 x 36 x 24	\$228	+\$50	+\$100	+\$187
SOOR1X1244-K	SOLO, Organizer	12 x 44 x 24	\$253	+\$50	+\$100	+\$187
SOOR1X1244-L	SOLO, Organizer	12 x 44 x 24	\$220	+\$50	+\$100	+\$187
SOOR1X1244-M	SOLO, Organizer	12 x 44 x 24	\$258	+\$50	+\$100	+\$187

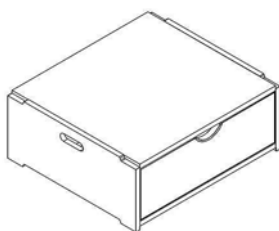


71-204

Standard includes:

- Case: veneer plywood or laminate with matching PVC edge band
- Top: laminate with matching PVC edgeband
- Species: **K** Oak or **M** Maple; **L** Laminate
- Box/ File
- 3/4 extension epoxy coated drawer slides
- Half-moon pull: black plastic
- Casters- 2 locking, 2 non-locking: black plastic
- Dry-fit connection between case and top
- Shipped assembled

Part Number	Description	D" x W" x H"	Price
SOPE1X1619-K	SOLO, Mobile Pedestal, BF, Caster	20 x 17 x 22	\$403
SOPE1X1619-L	SOLO, Mobile Pedestal, BF, Caster	20 x 17 x 22	\$350
SOPE1X1619-M	SOLO, Mobile Pedestal, BF, Caster	20 x 17 x 22	\$411

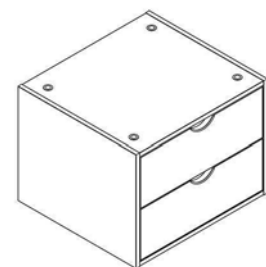


71-204

Standard includes:

- Veneer plywood with matching PVC edge band
- Species: **K** Oak or **M** Maple
- Handhold on sides
- 3/4 extension epoxy coated drawer slides
- Half-moon pulls: black plastic
- Single can stack 5 high; double 2 high
- Integrated safety clip at rear
- Shipped assembled

Part Number	Description	D" x W" x H"	Price
SODR1C2326-K	SOLO, Solo Single Stacker	23 x 26 x 10	\$305
SODR1C2326-M	SOLO, Solo Single Stacker	23 x 26 x 10	\$311
SODR2C2326-K	SOLO, Solo Double Stacker	23 x 26 x 21	\$467
SODR2C2326-M	SOLO, Solo Double Stacker	23 x 26 x 21	\$476

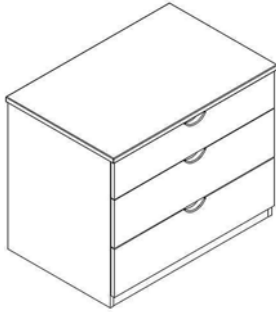


71-204

Standard includes:

- Laminate with matching PVC edge band
- 3/4 extension epoxy coated drawer slides
- Half-moon pulls: black plastic
- Single can stack 5 high; double 2 high
- Integrated safety clip at rear
- Shipped assembled

Part Number	Description	D" x W" x H"	Price
SODR1C2426-L	SOLO, Solo Single Stacker	23 x 26 x 10	\$265
SODR2C2426-L	SOLO, Solo Double Stacker	23 x 26 x 21	\$406



71-204

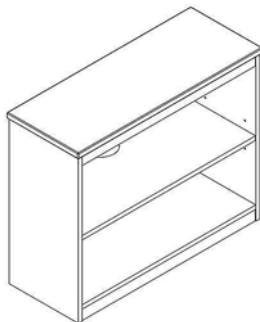
Standard includes:

- Case: veneer plywood or laminate with matching PVC edge band
- Top: laminate on three drawer or veneer on 4 and 5 drawer veneer chest; with matching PVC edge band
- Species: **K** Oak or **M** Maple; **L** Laminate
- 3/4 extension epoxy coated drawer slides
- Half-moon pulls: black plastic
- Dry-fit connection between case and top
- Shipped assembled

Option available:

- Hasp lock on top drawer, only: black

Part Number	Description	D" x W" x H"	Price	Drawer Hasp
SODR3X2430-K	SOLO, Chest, 3-Drawer	24 x 30 x 29	\$817	+\$35
SODR3X2430-L	SOLO, Chest, 3-Drawer	24 x 30 x 29	\$710	+\$35
SODR3X2430-M	SOLO, Chest, 3-Drawer	24 x 30 x 29	\$833	+\$35
SODR3X2436-K	SOLO, Chest, 3-Drawer	24 x 36 x 29	\$844	+\$35
SODR3X2436-L	SOLO, Chest, 3-Drawer	24 x 36 x 29	\$734	+\$35
SODR3X2436-M	SOLO, Chest, 3-Drawer	24 x 36 x 29	\$861	+\$35
SODR4X2430-K	SOLO, Chest, 4-Drawer	24 x 30 x 38	\$919	+\$35
SODR4X2430-L	SOLO, Chest, 4-Drawer	24 x 30 x 38	\$809	+\$35
SODR4X2430-M	SOLO, Chest, 4-Drawer	24 x 30 x 38	\$936	+\$35
SODR5X2430-K	SOLO, Chest, 5-Drawer	24 x 30 x 47	\$994	+\$35
SODR5X2430-L	SOLO, Chest, 5-Drawer	24 x 30 x 47	\$884	+\$35
SODR5X2430-M	SOLO, Chest, 5-Drawer	24 x 30 x 47	\$1,011	+\$35

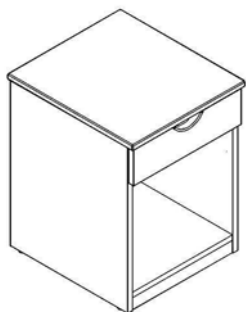


71-204

Standard includes:

- Case: veneer plywood or laminate with matching PVC edge band
- Top: laminate with matching PVC edge band
- Species: **K** Oak or **M** Maple; **L** Laminate
- Two fixed shelves
- Cable management cutouts
- Shipped assembled

Part Number	Description	D" x W" x H"	Price
SOBK2S1436-K	SOLO, Bookcase, 2-Shelf	14 x 36 x 29	\$383
SOBK2S1436-L	SOLO, Bookcase, 2-Shelf	14 x 36 x 29	\$333
SOBK2S1436-M	SOLO, Bookcase, 2-Shelf	14 x 36 x 29	\$391
SOBK3S1436-K	SOLO, Bookcase, 3-Shelf	14 x 36 x 38	\$430
SOBK3S1436-L	SOLO, Bookcase, 3-Shelf	14 x 36 x 38	\$408
SOBK3S1436-M	SOLO, Bookcase, 3-Shelf	14 x 36 x 38	\$444
SOBK4S1430-K	SOLO, Bookcase, 4-Shelf	14 x 30 x 48	\$516
SOBK4S1430-L	SOLO, Bookcase, 4-Shelf	14 x 30 x 48	\$483
SOBK4S1430-M	SOLO, Bookcase, 4-Shelf	14 x 30 x 48	\$530
SOBK5S1430-K	SOLO, Bookcase, 5-Shelf	14 x 30 x 60	\$584
SOBK5S1430-M	SOLO, Bookcase, 5-Shelf	14 x 30 x 60	\$596
SOBK6S1430-K	SOLO, Bookcase, 6-Shelf	14 x 30 x 72	\$644
SOBK6S1430-M	SOLO, Bookcase, 6-Shelf	14 x 30 x 72	\$656

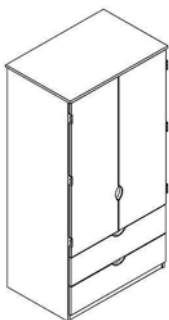


71-204

Standard includes:

- Case: veneer plywood or laminate with matching PVC edge band
- Top: laminate with matching PVC edge band
- Species: **K** Oak or **M** Maple; **L** Laminate
- 3/4 extension epoxy coated drawer slides
- Half-moon pulls: black plastic
- Dry-fit connection between case and top
- Shipped assembled

Part Number	Description	D" x W" x H"	Price
SONS1D2018-K	SOLO, Night Stand, 1-Drawer	20 x 18 x 24	\$366
SONS1D2018-L	SOLO, Night Stand, 1-Drawer	20 x 18 x 24	\$318
SONS1D2018-M	SOLO, Night Stand, 1-Drawer	20 x 18 x 24	\$373
SONS2D2018-K	SOLO, Night Stand, 2-Drawer	20 x 18 x 24	\$441
SONS2D2018-L	SOLO, Night Stand, 2-Drawer	20 x 18 x 24	\$393
SONS2D2018-M	SOLO, Night Stand, 2-Drawer	20 x 18 x 24	\$450



71-204

Standard includes:

- Veneer plywood with matching PVC edge band
- Species: **K** Oak or **M** Maple
- 3/4 extension epoxy coated drawer slides, if specified
- Half-moon pulls: black plastic
- Cable management cutouts in back
- Closet rod
- Coat hook on inside of door
- Dry-fit connection between case and top
- Shipped assembled

Options available:

- Mirror, 14w x 24h
- Towel bar

Part Number	Description	D" x W" x H"	Price	Mirror	TwlBar
SOWABP2436-K	SOLO, 72 Wardrobe, 2 Door	24 x 36 x 72	\$1,158	+\$50	+\$43
SOWABP2436-L	SOLO, 72 Wardrobe, 2 Door	24 x 36 x 72	\$965	+\$50	+\$43
SOWABP2436-M	SOLO, 72 Wardrobe, 2 Door	24 x 36 x 72	\$1,181	+\$50	+\$43
SOWACG2436-K	SOLO, 72Wardrobe, 2 Door, 2-Drawer	24 x 36 x 72	\$1,308	+\$50	+\$43
SOWACG2436-L	SOLO, 72Wardrobe, 2 Door, 2-Drawer	24 x 36 x 72	\$1,115	+\$50	+\$43
SOWACG2436-M	SOLO, 72Wardrobe, 2 Door, 2-Drawer	24 x 36 x 72	\$1,331	+\$50	+\$43



71-204

Standard includes:

- Case: veneer plywood with matching PVC edge band
- Top: laminate with matching PVC edge band
- Species: **K** Oak or **M** Maple
- Half-moon pulls: black plastic
- 3/4 extension epoxy coated drawer slides
- Open shelf with cable management grommet in back
- Dry-fit connection between case and top
- Shipped assembled

Part Number	Description	D" x W" x H"	Price
SOTVT32232-K	SOLO, TV Stand, 2-Drawer, DVD Shelf	22 x 32 x 25	\$794
SOTVT32232-M	SOLO, TV Stand, 2-Drawer, DVD Shelf	22 x 32 x 25	\$811

Our beds are well designed with simple adjustments, flexible features and long-term sustainability. They coordinate seamlessly with any of our Room Solutions

products, offering many choices of design and features. Choose from Breton, Essix, Gibraltar and Tool Free.



Breton



Essix



Gibraltar



Tool Free

Universal Features

Bunk and loft without tools.

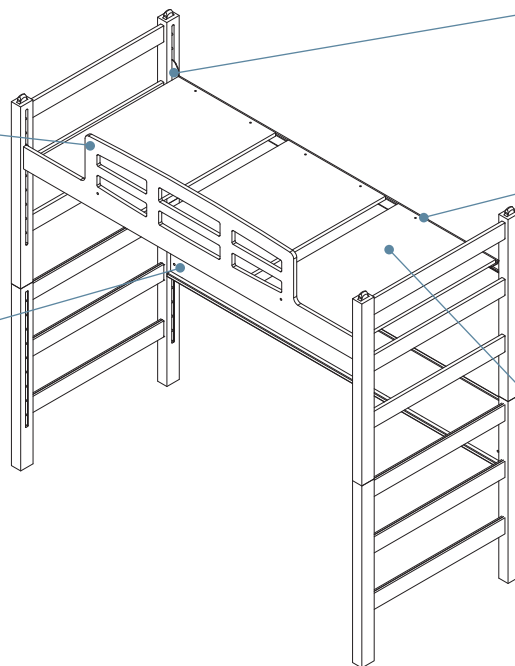
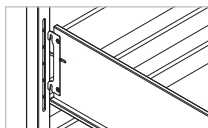
For simplicity and flexibility.

Interchangeable accessories.

Talon Shelves, Clip-on shelves, Decorative Rails and Guard Rails are designed to be interchanged with any bed solution.

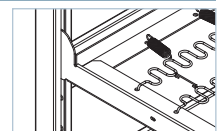
Intuitive locking device.

Located on stabilizer bars. Ensures safe, secure application.



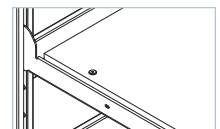
Height adjustable.

Patented one-piece pin channel allows bed height to be adjusted with no tools.



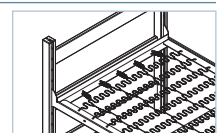
One-piece metal side rail.

For strength and finished look. No welds, rivets or joints. The gussets are inverted to prevent potential drawer interference, maximize space under the bed and provide a clean aesthetic.



Interchangeable bed decks.

Wood and spring decks are universal and can be used with any of our five bed solutions providing a long-term sustainable investment.



Bed Specific Features

	Deck Heights	Loft/Bunk Method	Material/Construction	Other
Breton	8	Integrated wood pegs	Solid wood. Mortise and tenon	Finished cap kit option includes 2 hook caps
Essix	11	Integrated plastic couplers, patented	Extruded aluminum posts and metal-to-metal connections for durability and simple field replacement (no glue)	
Gibraltar	8	Integrated pegs, laminated hardwood veneer panels	Laminated hardwood veneer plywood. Modified mortise and tenon provide unmatched durability	Customizable headboard
Tool Free	11	Steel pins	Solid wood. Mortise and tenon	Bed can be flipped providing two different aesthetics

How to Specify

Example. 1. Model Number/Size 2. Species and Finish

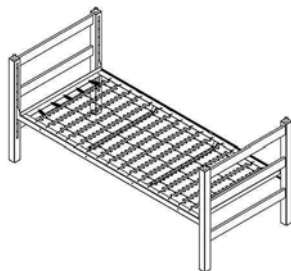
BRBE3S3885 **K01**

Step 1. Identify the Part Number from the succeeding product price pages.

Step 2. Select the Species and Finish:

K Oak
02 Light
40 Medium

M Maple
01 Natural
42 Cherry
60 Cocoa
76 Mocha

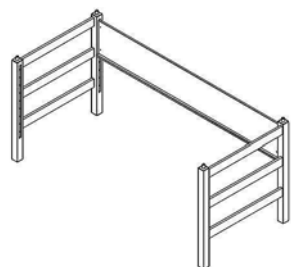


Breton Bed
71-204

Standard includes:

- Solid hardwood posts and rails
- Species: **K** Oak or **M** Maple
- Integrated pegs for lofting and bunking with no tools
- One piece steel side rails: black
- 8 deck heights with steel pin channel
- Deck: spring or 3-piece wood
- Fits mattress size 36×80
- Shipped ready to assemble

Part Number	Description	D" x W" x H"	Price
BRBE3S3885-K	BRETON, Bed, Spring Deck, 3 Rail	38 × 85 × 38	\$744
BRBE3S3885-M	BRETON, Bed, Spring Deck, 3 Rail	38 × 85 × 38	\$796
BRBE3W3885-K	BRETON, Bed, 3-Piece Wood Deck, 3 Rail	38 × 85 × 38	\$692
BRBE3W3885-M	BRETON, Bed, 3-Piece Wood Deck, 3 Rail	38 × 85 × 38	\$744



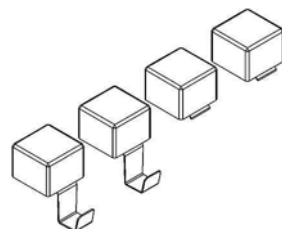
Breton Loft Kit
71-204

Tip: guard rail and ladder are recommended for use with loft kits.

Standard includes:

- Solid hardwood post and rails
- Species: **K** Oak or **M** Maple
- Integrated pegs for lofting with no tools
- Wood or metal stabilizer bar; includes safety locking device
- Shipped ready to assemble

Part Number	Description	D" x W" x H"	Price
BRLF3M3885-K	BRETON, Loft Kit, 3 Rail, Metal Stabilizer Rail	38 × 85 × 38	\$504
BRLF3M3885-M	BRETON, Loft Kit, 3 Rail, Metal Stabilizer Rail	38 × 85 × 38	\$530
BRLF3R3885-K	BRETON, Loft Kit, 3 Rail, Wood Stabilizer Rail	38 × 85 × 38	\$566
BRLF3R3885-M	BRETON, Loft Kit, 3 Rail, Wood Stabilizer Rail	38 × 85 × 38	\$592

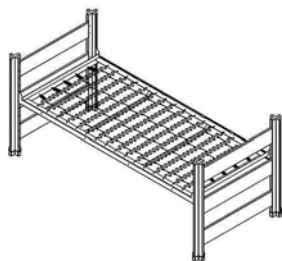


Breton Cap Kit
71-204

Standard includes:

- Solid wood
- Species: **K** Oak or **M** Maple
- 2 plain caps, 2 caps with metal hooks

Part Number	Description	D" x W" x H"	Price
BRCK1X0202-K	BRETON, Cap Kit, 2 With Hooks, 2 Plain	2 × 2 × 2	\$148
BRCK1X0202-M	BRETON, Cap Kit, 2 With Hooks, 2 Plain	2 × 2 × 2	\$154



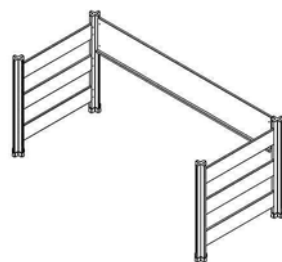
Essix Bed
71-204

Tip: outside channel allows the Box Shelf to hang on outside of bed

Standard includes:

- Extruded aluminum posts
- Veneer plywood rails with matching PVC edge band
- Species: **K** Oak or **M** Maple
- Integrated couplers for bunking and lofting with no tools: black plastic
- One-piece steel side rails: black
- 11 deck heights with steel pin channel
- Deck: spring or 3-piece wood
- Channel options: inside or inside and outside
- Fits mattress size: 36x80
- Shipped ready to assemble

Part Number	Description	D" x W" x H"	Price
EXBE3S3885-K	ESSIX, Bed, Dorm XLT, Spring Deck, 3 Rail, Sized For 36 x 80 Mattress	39 x 89 x 38	\$898
EXBE3S3885-M	ESSIX, Bed, Dorm XLT, Spring Deck, 3 Rail, Sized For 36 x 80 Mattress	39 x 89 x 38	\$924
EXBE3T3885-K	ESSIX, Bed, Dorm XLT, Spring Deck, 3 Rail, Inside+Outside Channel, Sized For 36 x 80 Mattress	39 x 89 x 38	\$884
EXBE3T3885-M	ESSIX, Bed, Dorm XLT, Spring Deck, 3 Rail, Inside+Outside Channel, Sized For 36 x 80 Mattress	39 x 89 x 38	\$910
EXBE3V3885-K	ESSIX, Bed, Dorm XLT, 3-Piece Wood Deck, 3 Rail, Inside+Outside Channel, Sized For 36 X 80 Mattress	39 x 89 x 38	\$832
EXBE3V3885-M	ESSIX, Bed, Dorm XLT, 3-Piece Wood Deck, 3 Rail, Inside+Outside Channel, Sized For 36 X 80 Mattress	39 x 89 x 38	\$858
EXBE3W3885-K	ESSIX, Bed, Dorm XLT, 3-Piece Wood Deck, 3 Rail, Sized For 36 X 80 Mattress	39 x 89 x 38	\$848
EXBE3W3885-M	ESSIX, Bed, Dorm XLT, 3-Piece Wood Deck, 3 Rail, Sized For 36 X 80 Mattress	39 x 89 x 38	\$872



Essix Loft Kit
71-204


Tip: guard rail and ladder are recommended for use with loft kits.

Standard includes:

- Extruded aluminum posts
- Veneer plywood rails with matching PVC edge band
- Species: **K** Oak or **M** Maple
- Integrated couplers for lofting with no tools: black plastic
- Wood or metal stabilizer bar; includes safety locking device
- Channel options: inside or inside and outside
- Shipped ready to assemble

Note: outside channel allows the Box Shelf to hang on outside of bed

Part Number	Description	D" x W" x H"	Price
EXLF3E3885-K	ESSIX, Loft Kit, Twin XL, 3 Rail, Inside/Outside Channels	39 x 89 x 38	\$744
EXLF3E3885-M	ESSIX, Loft Kit, Twin XL, 3 Rail, Inside/Outside Channels	39 x 89 x 38	\$770
EXLF3M3885-K	ESSIX, Loft Kit, Twin XL, 3 Rail, Inside Channel, Metal Stabilizer Rail	39 x 89 x 38	\$692
EXLF3M3885-M	ESSIX, Loft Kit, Twin XL, 3 Rail, Inside Channel, Metal Stabilizer Rail	39 x 89 x 38	\$666
EXLF3R3885-K	ESSIX, Loft Kit, Twin XL, 3 Rail, Inside Channel	39 x 89 x 38	\$718
EXLF3R3885-M	ESSIX, Loft Kit, Twin XL, 3 Rail, Inside Channel	39 x 89 x 38	\$744



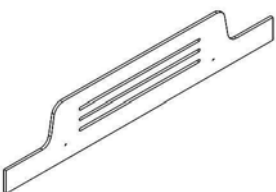
Essix Decorative Rail
71-204

Tip: Breton, Essix, Gibraltar, Respond and Tool Free can mix and match decorative and guard rails

Standard includes:

- Veneer plywood
- Species: **K** Oak or **M** Maple
- No tools required for attachment to side rails

Part Number	Description	D" x W" x H"	Price
EXDL1X180-K	ESSIX, Decorative Rail	1 × 80 × 6	\$140
EXDL1X180-M	ESSIX, Decorative Rail	1 × 80 × 6	\$146



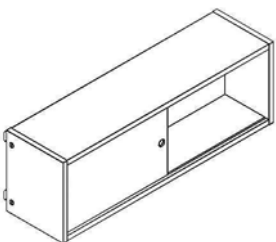
Essix Guard Rail
71-204

Tip: Breton, Essix, Gibraltar, Respond and Tool Free can mix and match decorative and guard rails

Standard includes:

- Veneer plywood
- Species: **K** Oak or **M** Maple
- No tools required for attachment to side rails

Part Number	Description	D" x W" x H"	Price
EXGR1X180-K	ESSIX, Guard Rail	1 × 80 × 60	\$244
EXGR1X180-M	ESSIX, Guard Rail	1 × 80 × 60	\$250



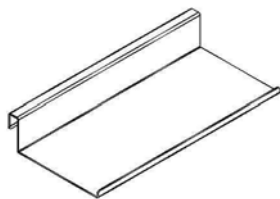
Essix Box Shelf
71-204

Tip: for use with Twin headboard, only

Standard includes:

- Veneer plywood with matching PVC edge band
- Door front: white laminate
- Species: **K** Oak or **M** Maple
- Center divider
- Position anywhere along pin channel
- Shipped assembled

Part Number	Description	D" x W" x H"	Price
EXSHTB0924-K	ESSIX, Box Shelf for Dorm XLT Bed	12 × 37 × 10	\$248
EXSHTB0924-L	ESSIX, Box Shelf for Dorm XLT Bed	12 × 37 × 10	\$211
EXSHTB0924-M	ESSIX, Box Shelf for Dorm XLT Bed	12 × 37 × 10	\$253



Essix Clip-on Shelf

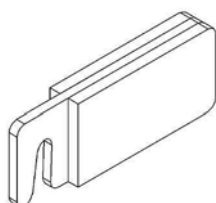
71-204

Tip: can be used on Essix and Gibraltar.

Standard includes:

- Metal: silver
- Clip anywhere along headboard rails or guard rail

Part Number	Description	D" x W" x H"	Price
EXSHTX1506-B	ESSIX, Clip-On Metal Shelf	9 x 18 x 1	\$50



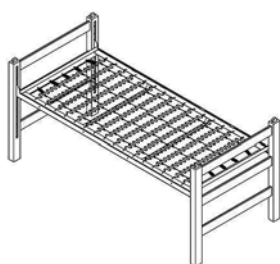
71-204

Tip: can be used on Breton, Essix, Gibraltar, Respond, and Tool Free beds.

Standard includes:

- Veneer plywood
- Species: **K** Oak or **M** Maple
- Position anywhere along pin channel

Part Number	Description	D" x W" x H"	Price
EXHK1X0403-K	ESSIX, Hook for Bed	4 x 3 x 1	\$20
EXHK1X0403-M	ESSIX, Hook for Bed	4 x 3 x 1	\$26



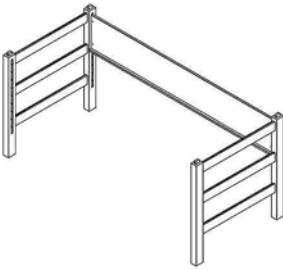
Gibraltar 3 Rail Bed

71-204

Standard includes:

- Laminated veneer exposed plywood panels, posts and rails
- 3 rails on headboard and footboard
- Species: **K** Oak or **M** Maple
- Integrated pegs for bunking and lofting with no tools
- One-piece steel side rails: black
- 8 deck heights with steel pin channel
- Deck: spring or 3-piece wood
- Fits mattress size 36x80
- Shipped ready to assemble

Part Number	Description	D" x W" x H"	Price
GBBE3S3886-K	GIBALTAR, Bed, Spring Deck, 3 Rail, Sized for 36 X 80 Mattress	38 x 86 x 39	\$744
GBBE3S3886-M	GIBALTAR, Bed, Spring Deck, 3 Rail, Sized for 36 X 80 Mattress	38 x 86 x 39	\$760
GBBE3W3886-K	GIBALTAR, Bed, 3-Piece Deck, 3 Rail, Sized for 36 X 80 Mattress	38 x 86 x 39	\$692
GBBE3W3886-M	GIBALTAR, Bed, 3-Piece Deck, 3 Rail, Sized for 36 X 80 Mattress	38 x 86 x 39	\$706



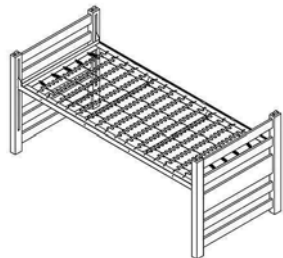
Gibraltar 3 Rail Loft Kit
71-204

Tip: guard rail and ladder are recommended for use with loft kits.

Standard includes:

- Laminated veneer exposed plywood panels, posts and rails
- 3 rails on headboard and footboard
- Species: **K** Oak or **M** Maple
- Integrated pegs for lofting with no tools
- Wood or metal stabilizer bar; includes safety locking device
- Shipped ready to assemble

Part Number	Description	D" x W" x H"	Price
GBLF3M3886-K	GIBALTAR, Loft Kit, 3 Rail, Metal Stabilizer Rail	38 x 86 x 39	\$504
GBLF3M3886-M	GIBALTAR, Loft Kit, 3 Rail, Metal Stabilizer Rail	38 x 86 x 39	\$530
GBLF3R3886-K	GIBALTAR, Loft Kit, 3 Rail, Wood Stabilizer Rail	38 x 86 x 39	\$566
GBLF3R3886-M	GIBALTAR, Loft Kit, 3 Rail, Wood Stabilizer Rail	38 x 86 x 39	\$592

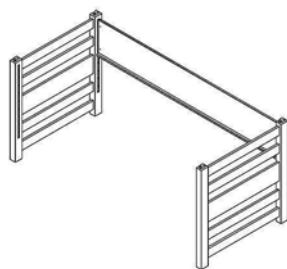


Gibraltar 5 Rail Bed
71-204

Standard includes:

- Laminated veneer exposed plywood panels, posts and rails
- 5 rails on headboard and footboard
- Species: **K** Oak or **M** Maple
- Integrated pegs for bunking and lofting with no tools
- One-piece steel side rails: black
- 8 deck heights with steel pin channel
- Deck: spring or 3-piece wood
- Fits mattress size 36x80
- Shipped ready to assemble

Part Number	Description	D" x W" x H"	Price
GBBE5S3886-K	GIBALTAR, Bed, Spring Deck, 5 Rail, Sized for 36 X 80 Mattress	38 x 86 x 39	\$770
GBBE5S3886-M	GIBALTAR, Bed, Spring Deck, 5 Rail, Sized for 36 X 80 Mattress	38 x 86 x 39	\$796
GBBE5W3886-K	GIBALTAR, Bed, 3-Piece Deck, 5 Rail, Sized for 36 X 80 Mattress	38 x 86 x 39	\$744
GBBE5W3886-M	GIBALTAR, Bed, 3-Piece Deck, 5 Rail, Sized for 36 X 80 Mattress	38 x 86 x 39	\$772



Gibraltar 5 Rail Loft Kit
71-204

Tip: guard rail and ladder are recommended for use with loft kits.

Standard includes:

- Laminated veneer exposed plywood panels, posts and rails
- 5 rails on headboard and footboard
- Species: **K** Oak or **M** Maple
- Integrated pegs for lofting with no tools
- Wood or metal stabilizer bar; includes safety locking device
- Shipped ready to assemble

Part Number	Description	D" x W" x H"	Price
GBLF5M3886-K	GIBALTAR, Loft Kit, 5 Rail, Metal Stabilizer Rail	38 x 86 x 39	\$556
GBLF5M3886-M	GIBALTAR, Loft Kit, 5 Rail, Metal Stabilizer Rail	38 x 86 x 39	\$582
GBLF5R3886-K	GIBALTAR, Loft Kit, 5 Rail, Wood Stabilizer Rail	38 x 86 x 39	\$618
GBLF5R3886-M	GIBALTAR, Loft Kit, 5 Rail, Wood Stabilizer Rail	38 x 86 x 39	\$644



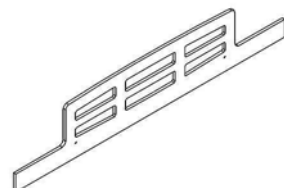
Gibraltar Decorative Rail
71-204

Tip: Breton, Essix, Gibraltar, Respond and Tool Free can mix and match decorative and guard rails.

Standard includes:

- Laminated veneer exposed plywood panels, posts and rails
- Species: **K** Oak or **M** Maple
- No tools required for attachment to side rails

Part Number	Description	D" x W" x H"	Price
GBDL1X180-K	GIBALTAR, Decorative Rail	1 x 80 x 4	\$126
GBDL1X180-M	GIBALTAR, Decorative Rail	1 x 80 x 4	\$134



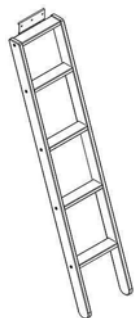
Gibraltar Guard Rail
71-204

Tip: Breton, Essix, Gibraltar, Respond and Tool Free can mix and match decorative and guard rails.

Standard includes:

- Laminated veneer exposed plywood panels, posts and rails
- Species: **K** Oak or **M** Maple
- No tools required for attachment to side rails

Part Number	Description	D" x W" x H"	Price
GBGR1X180-K	GIBALTAR, Guard Rail	1 x 80 x 16	\$244
GBGR1X180-M	GIBALTAR, Guard Rail	1 x 80 x 16	\$250

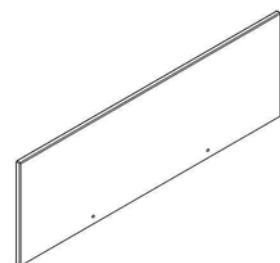


Gibraltar Ladder
71-204

Standard includes:

- Laminated veneer exposed plywood panels, posts and rails
- Species: **K** Oak or **M** Maple
- Hinged to accommodate different heights

Part Number	Description	D" x W" x H"	Price
GBLD1X144-K	GIBALTAR, Ladder	14 x 4 x 70	\$348
GBLD1X144-M	GIBALTAR, Ladder	14 x 4 x 70	\$364



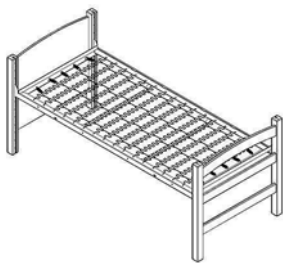
Respond Guard Rail
71-204

Standard includes:

- Laminate with matching PVC edge band
- Bolts on, attachment hardware included

Part Number	Description	D" x W" x H"	Price
REGR1X146-L	RESPOND, Guard Rail, Bolt-On	1 x 46 x 18	\$91

Tip: Breton, Essix, Gibraltar, Respond and Tool Free can mix and match decorative and guard rails.

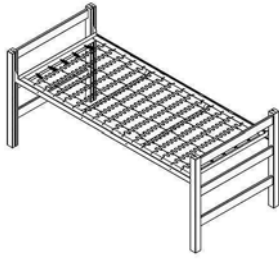


Sunrise Bed
71-204

Standard includes:

- Headboard: solid hardwood posts, veneer plywood panel
- Footboard: solid hardwood post and rails
- Species: **K** Oak or **M** Maple
- One piece steel side rails: black
- 11 deck heights with steel pin channel
- Deck: spring, 1- or 3-piece wood
- Fits mattress size: 36x80
- Shipped ready to assemble

Part Number	Description	D" x W" x H"	Price
TFBES13885-K	TOOL FREE, Sunrise Bed, 1-Piece Deck, 3 Rail, Sized for 36 X 80 Mattress	38 x 85 x 37	\$840
TFBES13885-M	TOOL FREE, Sunrise Bed, 1-Piece Deck, 3 Rail, Sized for 36 X 80 Mattress	38 x 85 x 37	\$890
TFBES33885-K	TOOL FREE, Sunrise Bed, 3-Piece Deck, 3 Rail, Sized for 36 X 80 Mattress	38 x 85 x 37	\$814
TFBES33885-M	TOOL FREE, Sunrise Bed, 3-Piece Deck, 3 Rail, Sized for 36 X 80 Mattress	38 x 85 x 37	\$866
TFBESS3885-K	TOOL FREE, Sunrise Bed, Spring Deck, 3 Rail, Sized for 36 X 80 Mattress	38 x 85 x 37	\$894
TFBESS3885-M	TOOL FREE, Sunrise Bed, 1-Piece Spring Deck, 3 Rail, Sized for 36 X 80 Mattress	38 x 85 x 37	\$946

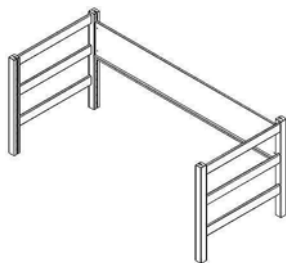


Tool Free Bed
71-204

Standard includes:

- Solid hardwood posts and rails
- Species: **K** Oak, **M** Maple, **S** Sycamore
- 2 steel pins for lofting and bunking with no tools
- One piece steel side rails: black
- 11 deck heights with steel pin channel
- Deck: spring, 1- or 3-piece wood
- Fits mattress size 36×80
- Shipped ready to assemble

Part Number	Description	D" x W" x H"	Price
TFBE3D3885-K	TOOL FREE, Bed, 1-Piece Deck, 3 Rail, Sized for 36 X 80 Mattress	38 x 85 x 37	\$770
TFBE3D3885-M	TOOL FREE, Bed, 1-Piece Deck, 3 Rail, Sized for 36 X 80 Mattress	38 x 85 x 37	\$798
TFBE3D3885-S	TOOL FREE, Bed, 1-Piece Deck, 3 Rail, Sized for 36 X 80 Mattress	38 x 85 x 37	\$758
TFBE3S3885-K	TOOL FREE, Bed, Spring Deck, 3 Rail, Sized for 36 X 80 Mattress	38 x 85 x 37	\$744
TFBE3S3885-M	TOOL FREE, Bed, Spring Deck, 3 Rail, Sized for 36 X 80 Mattress	38 x 85 x 37	\$796
TFBE3S3885-S	TOOL FREE, Bed, Spring Deck, 3 Rail, Sized for 36 X 80 Mattress	38 x 85 x 37	\$732
TFBE3S4085-K	TOOL FREE, Bed, Spring Deck, 3 Rail, Sized for 38 X 80 Mattress	40 x 85 x 37	\$744
TFBE3S4085-M	TOOL FREE, Bed, Spring Deck, 3 Rail, Sized for 38 X 80 Mattress	40 x 85 x 37	\$796
TFBE3S4085-S	TOOL FREE, Bed, Spring Deck, 3 Rail, Sized for 38 X 80 Mattress	40 x 85 x 37	\$732
TFBE3W3885-K	TOOL FREE, Bed, 3-Piece Deck, 3 Rail, Sized for 36 X 80 Mattress	38 x 85 x 37	\$692
TFBE3W3885-M	TOOL FREE, Bed, 3-Piece Deck, 3 Rail, Sized for 36 X 80 Mattress	38 x 85 x 37	\$744
TFBE3W3885-S	TOOL FREE, Bed, 3-Piece Deck, 3 Rail, Sized for 36 X 80 Mattress	38 x 85 x 37	\$680
TFBE3W4085-K	TOOL FREE BED, 3-Piece deck, Fits 38 X 80 Mattress	40 x 85 x 36	\$696
TFBE3W4085-M	TOOL FREE, Bed, 3-Piece Deck, 3 Rail, Sized for 38 X 80 Mattress	40 x 85 x 37	\$744
TFBE3W4085-S	TOOL FREE, Bed, 3-Piece deck, Fits 38 X 80 Mattress	40 x 85 x 36	\$684



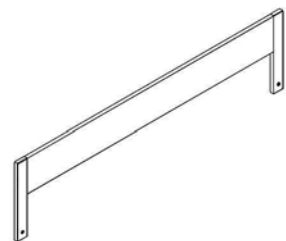
Tool Free Loft Kit
71-204

Tip: guard rail and ladder are recommended for use with loft kits.

Standard includes:

- Solid hardwood post and rails
- Species: **K** Oak, **M** Maple, **S** Sycamore
- 2 steel pins for lofting with no tools
- Wood or metal stabilizer bar; includes safety locking device; decorative rail bolts on, if specified
- Shipped ready to assemble

Part Number	Description	D" x W" x H"	Price
TFLF3M3885-K	TOOL FREE, Loft Kit, 3 Rail, Metal Stabilizer Rail	38 x 85 x 37	\$530
TFLF3M3885-M	TOOL FREE, Loft Kit, 3 Rail, Metal Stabilizer Rail	38 x 85 x 37	\$539
TFLF3M3885-S	TOOL FREE, Loft Kit, 3 Rail, Metal Stabilizer Bar	38 x 85 x 37	\$522
TFLF3R3885-K	TOOL FREE, Loft Kit, 3 Rail, Wood Stabilizer Rail	38 x 85 x 37	\$566
TFLF3R3885-M	TOOL FREE, Loft Kit, 3 Rail, Wood Stabilizer Rail	38 x 85 x 37	\$592
TFLF3R3885-S	TOOL FREE, Loft Kit, 3 Rail, Wood Stabilizer Rail	38 x 85 x 37	\$554



Tool Free Guard Rail
71-204

Tip: Breton, Essix, Gibraltar, Respond and Tool Free can mix and match decorative and guard rails.

Standard includes:

- Solid wood posts with plywood panel
- Species: **K** Oak or **M** Maple
- Bolt-on attachment to side rails

Part Number	Description	D" x W" x H"	Price
TFGR1X258-K	TOOL FREE, Guard Rail, Bolt-On Set	2 x 58 x 16	\$320
TFGR1X258-M	TOOL FREE, Guard Rail	2 x 58 x 16	\$370



Tool Free Decorative Rail
71-204

Tip: Breton, Essix, Gibraltar, Respond and Tool Free can mix and match decorative and guard rails.

Standard includes:

- Veneer plywood
- Species: **K** Oak or **M** Maple
- Bolts on, attachment hardware included

Part Number	Description	D" x W" x H"	Price
TFDL1X180-K	TOOL FREE, Decorative Rail, Bolt-On	1 x 80 x 4	\$78
TFDL1X180-M	TOOL FREE, Decorative Rail, Bolt-On	1 x 80 x 4	\$82

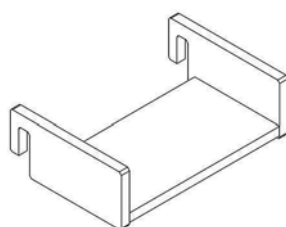


Tool Free Ladder
71-204

Standard includes:

- Solid wood
- Species: **K** Oak or **M** Maple

Part Number	Description	D" x W" x H"	Price
TFLD1X414-K	TOOL FREE, Ladder, For Wood Deck	4 × 14 × 64	\$348
TFLD1X414-M	TOOL FREE, Ladder, For Wood Deck	4 × 14 × 64	\$364
TFLD2X414-K	TOOL FREE, Ladder, For Decorative Rail	4 × 14 × 64	\$348
TFLD2X414-M	TOOL FREE, Ladder, For Decorative Rail	4 × 14 × 65	\$364
TFLD3X414-K	TOOL FREE, Ladder, For Spring Deck	4 × 14 × 64	\$348
TFLD3X414-M	TOOL FREE, Ladder, For Spring Deck	4 × 14 × 64	\$364



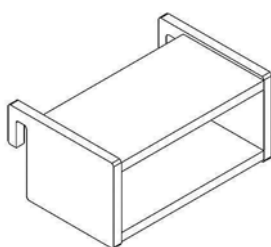
Talon Shelf
71-204

Tip: Can be used on Breton, Essix, Gibraltar, Respond and Tool Free.

Standard includes:

- Laminated veneer exposed plywood panels
- Species: **K** Oak or **M** Maple
- Position anywhere along headboard and guard rail

Part Number	Description	D" x W" x H"	Price
TNSHTX815-K	TALON, Shelf, 15"	15 × 8 × 5	\$72
TNSHTX815-M	TALON, Shelf, 15"	15 × 8 × 5	\$78
TNSHTX823-K	TALON, Shelf, 23"	23 × 8 × 5	\$88
TNSHTX823-M	TALON, Shelf, 23"	23 × 8 × 5	\$96



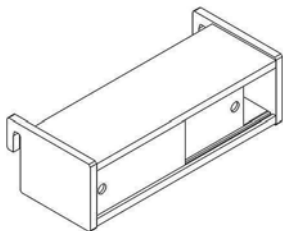
Talon Box Shelf
71-204

Tip: Can be used on Breton, Essix, Gibraltar, Respond and Tool Free.

Standard includes:

- Laminated veneer exposed plywood panels
- Species: **K** Oak or **M** Maple
- Position anywhere along headboard and guard rail

Part Number	Description	D" x W" x H"	Price
TNSHTB815-K	TALON, Box Shelf, 15"	8 × 15 × 7	\$108
TNSHTB815-M	TALON, Box Shelf, 15"	8 × 15 × 7	\$114
TNSHTB823-K	TALON, Box Shelf, 23"	23 × 8 × 7	\$118
TNSHTB823-M	TALON, Box Shelf, 23"	23 × 8 × 7	\$124



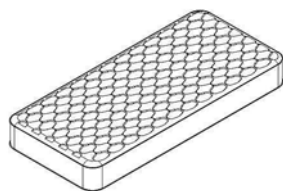
Talon Box Shelf with Sliding Doors
71-204

Tip: Can be used on Breton, Essix, Gibraltar, Respond and Tool Free.

Standard includes:

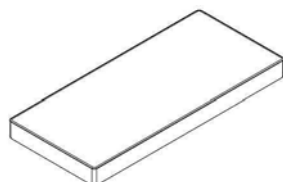
- Laminated veneer exposed plywood panels
- Door front: white laminate
- Species: **K** Oak or **M** Maple
- Center divider
- Position anywhere along headboard and guard rail

Part Number	Description	D" x W" x H"	Price
TNSHTS823-K	TALON, Box Shelf, Sliding Doors	23 x 8 x 7	\$128
TNSHTS823-M	TALON, Box Shelf, Sliding Doors	23 x 8 x 7	\$134



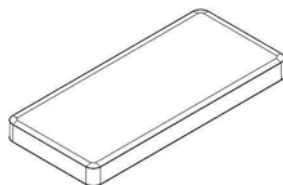
71-204

Part Number	Description	D" x W" x H"	Price
MTMAQX7539	Mattress, Quilted, Twin Size 39x75	75 × 39 × 8	\$400
MTMAQX7554	Mattress, Quilted, Full Size 54x75	75 × 54 × 8	\$486
MTMAQX8036	Mattress, Quilted, Dorm Twin XL 36x80	80 × 36 × 8	\$400
MTMAQX8039	Mattress, Quilted, Twin XL 39x80	80 × 39 × 8	\$400
MTMAQX8054	Mattress, Quilted, Full XL Size 54x80	80 × 54 × 8	\$519
MTMAQX8060	Mattress, Quilted, Queen Size 60x80	80 × 60 × 8	\$593



71-204

Part Number	Description	D" x W" x H"	Price
MTBXSP7539	Boxsprings, Twin	75 × 39 × 8	\$248
MTBXSP7554	Boxsprings, Full	75 × 54 × 8	\$217
MTBXSP8036	Boxspring, Dorm XLT, 36x80	80 × 36 × 8	\$234
MTBXSP8039	Boxsprings, Twin XL	80 × 39 × 8	\$285
MTBXSP8054	Boxsprings, Full XL	80 × 54 × 8	\$329
MTBXSP8060	Boxsprings, Queen	80 × 60 × 8	\$343



71-204

Part Number	Description	D" x W" x H"	Price
MTMANX7539	Mattress, Blue Nylon, Twin Size 39x75	75 × 39 × 8	\$400
MTMANX7554	Mattress, Blue Nylon, Full Size 54x75	75 × 54 × 8	\$486
MTMANX8036	Mattress, Blue Nylon, Dorm Twin XL 36x80	80 × 36 × 8	\$400
MTMANX8039	Mattress, Blue Nylon, Twin XL 39x80	80 × 39 × 8	\$400
MTMANX8054	Mattress, Blue Nylon, Full XL Size 54x80	80 × 54 × 8	\$519

lounge seating

Traditional, transitional or contemporary. Whatever your style. RT London seating provides comfort and durability in well-designed products.



Lounge Seating

Numerous upholstered lounge options to fit any setting and aesthetic. Whether it's traditional stand-alone lounge pieces or contemporary modular sectionals, we're certain to have a great solution for your space.



Lounge

Traditional Upholstery

These pieces stay true to the fine tradition of upholstery. Re-upholstery typically involves the entire unit and requires expertise. One-piece, glue and dowel, unitized frame construction. Upholstery is sewn, tufted and stapled to the frame for extreme durability.

Product lines

Baxter	
Bluto	Lucy Lu
Broadway	Olive
Dana	Roxy
Garbo	Sawyer
Henley	Shelby
Logan	Zephyr

Component Re-upholsterable

Re-upholstery requires expertise, but can be done to parts of the unit for a more targeted repair. Arm frames are attached to the seat/ back frame with accessible metal-to-metal fasteners for ease of removal. Arms and seat/ back unit have their upholstery sewn, tufted and stapled to the frame. A renewable and sustainable choice.

Product lines

Emily	Hudson
Lucy	Quincy

Field Re-upholsterable

Re-upholstery requires no expertise and can be done in the field to any portion of the chair that needs re-upholstery. Arms, seat and back are separate frames. Frames are attached to each other with accessible metal-to-metal fasteners. Frames are upholstered using sewn and formed fabric "socks" which attaches to the foamed frames with sewn-in hook and loop connections. The replacement fabric "socks" are available to purchase through RT London. A renewable and sustainable choice.

Product lines

Logan	Bluto
Olive	Hugo

Clean-out Cushion Design

Some of our lounge pieces have been designed with a generous pass through space between the seat and back to allow for easy cleaning.

Product lines

Bluto	Olive
Logan	Hugo

Modular Seating

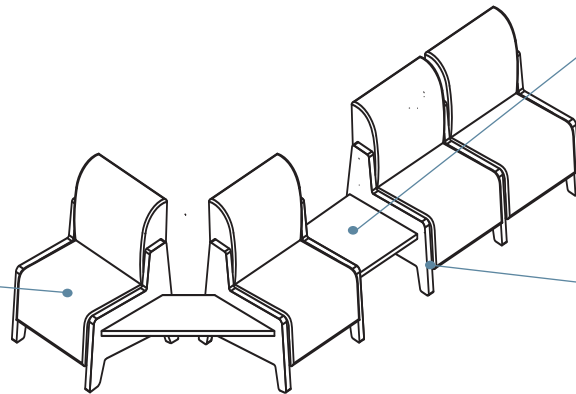
Bluto Modular

Design

Endless modular configurations are possible by combining single, 2-seat and 3-seat units with ganging tables. Modular components must be used in conjunction with each other.

Seats.

Available as single, 2-seat and 3-seat configurations. Must be used with the spanner tops and arm panels.



Spanner tops.

Bridges modular seats together to make unique configurations. Inside corner, outside corner, and straight spanner tops are available.

Arm panel.

Finishes off an end-of-run.

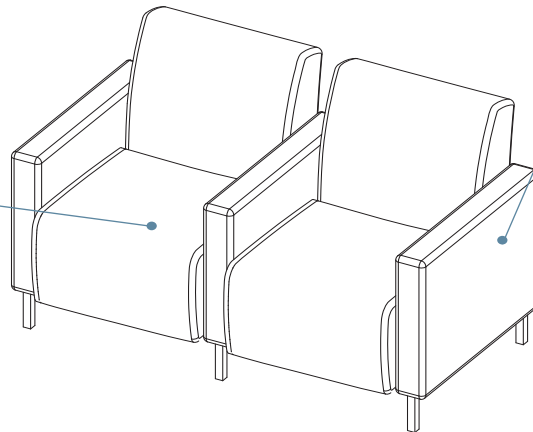
Hugo Modular

Design

Modular seats and arm panels are used together to create unique applications for waiting spaces.

Seats.

Available as single, 2-seat and 3-seat configurations.



Arm panel.

Connects modular seats together to finish off an end-of-run or can be used in a shared application. Optional wood arm cap available.

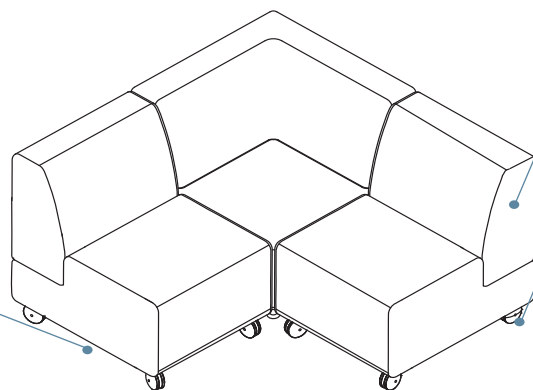
Lucy Modular

Design

Individual, modular components designed to provide maximum flexibility. Pieces work together or on their own and can be rearranged easily. Wide range of functional and aesthetic choices available.

Ganging bracket.

Available to keep individual units attached and neatly aligned.



Arm choices.

Armless, single and double wood arms, tablet.

Leg choices.

Wood, metal, and caster legs are available.

Statement of Line



Baxter



Bluto



Broadway



Dana



Emily



Garbo



Henley



Hugo



Hudson



Libby



Logan



Lucy



Lucy Lu



Olive



Quincy



Roxy



Sawyer



Shelby



Zephyr

How to Specify

Example.	1. Model Number/Size	2. Species and Finish	3. Fabric
	BWLC1X3439	K02	574

Step 1. Identify the Part Number from the succeeding product price pages.

Step 2. Select the Species and Finish, if applicable:

- K** Oak
- 02 Light
- 40 Medium

- M** Maple
- 01 Natural
- 42 Cherry
- 60 Cocoa
- 76 Mocha

X Metal

Step 3. Choose Seating Fabric:
note: see the Surface Materials section for the complete Seating Upholstery offering.

CSM Fabrics

Customer Specified Material. Still looking for the perfect fabric? We've made graded in easy. Simply let your sales representative or Customer Service know what fabric you would like on your furniture and we will grade it in. Pricing will vary depending on the fabric cost. Once fabric is approved, we handle procuring the necessary yardage for your furniture.

COM Fabrics

Customer's Own Material. Contact Customer Service to arrange your own fabric on our lounge and seating products. We can provide you with the yardage that is required and you have fabric shipped directly to one of our manufacturing plants. We ask that a sample be sent to us so we can make sure it will work on our lounge or seating products. Once the fabric has been approved, we will notify you that we can proceed with accepting your fabric and producing your order. For COM pricing, use Price Grade 1 upcharge.

CAL 133

California Technical Bulletin 133. CAL133 is a standard for public buildings or public assembly areas that have areas containing 10 or more pieces of seating. Our products are easily modified to comply with CAL 133 testing. Contact Customer Service for pricing to add CAL 133 backing material to your own fabric or one of ours. After the order is placed, we handle the rest.



71-206
COM yardage: 8

Standard includes for Baxter Lounge collection:

- Fully upholstered lounge: base grade fabric
- Seat cushions are reversible, zippered, and tethered
- Solid wood legs: **K** Oak or **M** Maple
- Seat height: 17"
- Meets Cal. 117 requirements
- Shipped assembled

Options available:

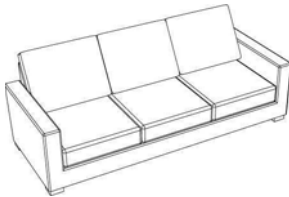
- Grade 4 fabric and above, please call for pricing
- For Customer's Own Material (COM), add the total cost of fabric to Grade 1 Price Group

Part Number	Description	D" x W" x H"	Price	Grade1	Grade2	Grade3
BXLC1X3536+K	BAXTER, Chair	35 x 36 x 27	\$1,896	+\$143	+\$286	+\$429
BXLC1X3536+M	BAXTER, Chair	35 x 36 x 27	\$1,970	+\$143	+\$286	+\$429



71-206
COM yardage: 12

Part Number	Description	D" x W" x H"	Price	Grade1	Grade2	Grade3
BXSE1X3560+K	BAXTER, Settee	35 x 60 x 27	\$2,342	+\$215	+\$429	+\$643
BXSE1X3560+M	BAXTER, Settee	35 x 60 x 27	\$2,436	+\$215	+\$429	+\$643



71-206
COM yardage: 14

Part Number	Description	D" x W" x H"	Price	Grade1	Grade2	Grade3
BXSF1X3584+K	BAXTER, Sofa	35 x 84 x 27	\$2,800	+\$250	+\$500	+\$750
BXSF1X3584+M	BAXTER, Sofa	35 x 84 x 27	\$2,910	+\$250	+\$500	+\$750



71-206
COM yardage: 4

Part Number	Description	D" x W" x H"	Price	Grade1	Grade2	Grade3
BXOT1X2030+K	BAXTER, Ottoman	20 x 30 x 16	\$970	+\$72	+\$143	+\$215
BXOT1X2030+M	BAXTER, Ottoman	20 x 30 x 16	\$1,009	+\$72	+\$143	+\$215



Tip: matching tables available.
71-206
COM yardage: 3

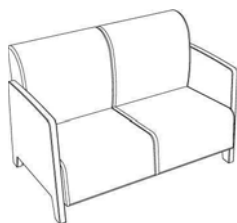
Standard includes for Bluto Lounge collection:

- Fully upholstered lounge: base grade fabric
- Arms: veneer plywood
- Species: **K** Oak or **M** Maple
- Field re-upholsterable and non-reupholsterable models available
- Clean out cushion design
- Seat height: 18"
- Meets Cal. 117 requirements
- Shipped assembled

Options available:

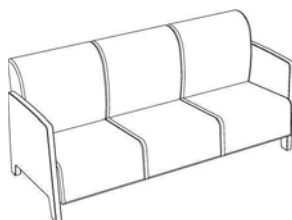
- Grade 4 fabric and above, please call for pricing
- For Customer's Own Material (COM), add the total cost of fabric to Grade 1 Price Group

Part Number	Description	D" x W" x H"	Price	Grade1	Grade2	Grade3
BLLC3X3031+K	BLUTO, Solid Arm Chair, Non-Reupholsterable	30 x 25 x 34	\$1,194	+\$54	+\$108	+\$161
BLLC3X3031+M	BLUTO, Solid Arm Chair, Non-Reupholsterable	30 x 25 x 34	\$1,242	+\$54	+\$108	+\$161
BLLCOS3035+K	BLUTO, Solid Arm Chair	30 x 25 x 34	\$1,326	+\$54	+\$108	+\$161
BLLCOS3035+M	BLUTO, Solid Arm Chair	30 x 25 x 34	\$1,380	+\$54	+\$108	+\$161



71-206
COM yardage: 6

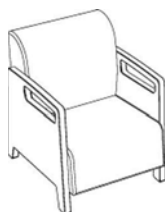
Part Number	Description	D" x W" x H"	Price	Grade1	Grade2	Grade3
BLSE3X3031+K	BLUTO, Solid Arm Settee, Non-Reupholsterable	30 x 48 x 34	\$1,612	+\$108	+\$215	+\$322
BLSE3X3031+M	BLUTO, Solid Arm Settee, Non-Reupholsterable	30 x 48 x 34	\$1,660	+\$108	+\$215	+\$322
BLSEOS3048+K	BLUTO, Solid Arm Settee	30 x 48 x 34	\$1,790	+\$108	+\$215	+\$322
BLSEOS3048+M	BLUTO, Solid Arm Settee	30 x 48 x 34	\$1,842	+\$108	+\$215	+\$322



71-206
COM yardage: 9

Part Number	Description	D" x W" x H"	Price	Grade1	Grade2	Grade3
BLSF3X3031+K	BLUTO, Solid Arm Sofa, Non-Reupholsterable	30 x 70 x 34	\$2,174	+\$161	+\$322	+\$483
BLSF3X3031+M	BLUTO, Solid Arm Sofa, Non-Reupholsterable	30 x 70 x 34	\$2,224	+\$161	+\$322	+\$483
BLSFOS3070+K	BLUTO, Solid Arm Sofa	30 x 70 x 34	\$2,416	+\$161	+\$322	+\$483
BLSFOS3070+M	BLUTO, Solid Arm Sofa	30 x 70 x 34	\$2,470	+\$161	+\$322	+\$483

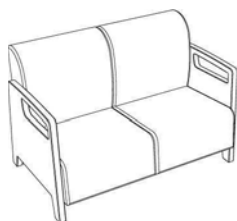
Bluto | Lounge Seating



71-206

COM yardage: 3

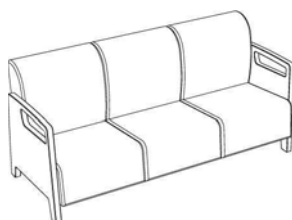
Part Number	Description	D" x W" x H"	Price	Grade1	Grade2	Grade3
BLLC4X3031+K	BLUTO, Narrow Open Arm Chair, Non-Reupholsterable	30 x 25 x 34	\$1,194	+\$54	+\$108	+\$161
BLLC4X3031+M	BLUTO, Narrow Open Arm Chair, Non-Reupholsterable	30 x 25 x 34	\$1,242	+\$54	+\$108	+\$161
BLLCON3035+K	BLUTO, Narrow Open Arm Chair	30 x 25 x 34	\$1,326	+\$54	+\$108	+\$161
BLLCON3035+M	BLUTO, Narrow Open Arm Chair	30 x 25 x 34	\$1,380	+\$54	+\$108	+\$161



71-206

COM yardage: 6

Part Number	Description	D" x W" x H"	Price	Grade1	Grade2	Grade3
BLSE4X3031+K	BLUTO, Narrow Open Arm Settee, Non-Reupholsterable	30 x 48 x 34	\$1,612	+\$108	+\$215	+\$322
BLSE4X3031+M	BLUTO, Narrow Open Arm Settee, Non-Reupholsterable	30 x 48 x 34	\$1,660	+\$108	+\$215	+\$322
BLSEON3048+K	BLUTO, Narrow Open Arm Settee	30 x 48 x 34	\$1,790	+\$108	+\$215	+\$322
BLSEON3048+M	BLUTO, Narrow Open Arm Settee	30 x 48 x 34	\$1,842	+\$108	+\$215	+\$322



71-206

COM yardage: 9

Part Number	Description	D" x W" x H"	Price	Grade1	Grade2	Grade3
BLSF4X3031+K	BLUTO, Narrow Open Arm Sofa, Non-Reupholsterable	30 x 70 x 34	\$2,174	+\$161	+\$322	+\$483
BLSF4X3031+M	BLUTO, Narrow Open Arm Sofa, Non-Reupholsterable	30 x 70 x 34	\$2,224	+\$161	+\$322	+\$483
BLSFON3070+K	BLUTO, Narrow Open Arm Sofa	30 x 70 x 34	\$2,416	+\$161	+\$322	+\$483
BLSFON3070+M	BLUTO, Narrow Open Arm Sofa	30 x 70 x 34	\$2,470	+\$161	+\$322	+\$483

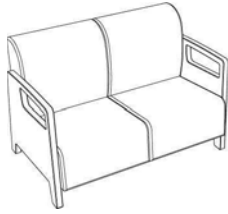


71-206

COM yardage: 3

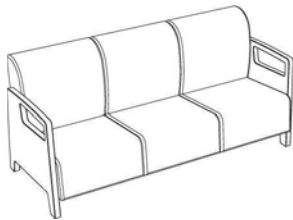
Part Number	Description	D" x W" x H"	Price	Grade1	Grade2	Grade3
BLLC5X3031+K	BLUTO, Wide Open Arm Chair, Non-Reupholsterable	30 x 25 x 34	\$1,194	+\$54	+\$108	+\$161
BLLC5X3031+M	BLUTO, Wide Open Arm Chair, Non-Reupholsterable	30 x 25 x 34	\$1,242	+\$54	+\$108	+\$161
BLLCOW3035+K	BLUTO, Wide Open Arm Chair	30 x 25 x 34	\$1,326	+\$54	+\$108	+\$161
BLLCOW3035+M	BLUTO, Wide Open Arm Chair	30 x 25 x 34	\$1,380	+\$54	+\$108	+\$161

Bluto | Lounge Seating



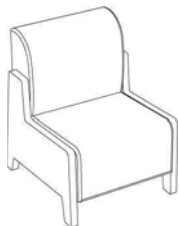
71-206
COM yardage: 6

Part Number	Description	D" x W" x H"	Price	Grade1	Grade2	Grade3
BLSE5X3031+K	BLUTO, Wide Open Arm Settee, Non-Reupholsterable	30 x 48 x 34	\$1,612	+\$108	+\$215	+\$322
BLSE5X3031+M	BLUTO, Wide Open Arm Settee, Non-Reupholsterable	30 x 48 x 34	\$1,660	+\$108	+\$215	+\$322
BLSEOW3048+K	BLUTO, Wide Open Arm Settee	30 x 48 x 34	\$1,790	+\$108	+\$215	+\$322
BLSEOW3048+M	BLUTO, Wide Open Arm Settee	30 x 48 x 34	\$1,842	+\$108	+\$215	+\$322



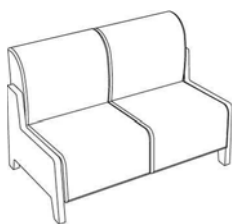
71-206
COM yardage: 9

Part Number	Description	D" x W" x H"	Price	Grade1	Grade2	Grade3
BLSF5X3031+K	BLUTO, Wide Open Arm Sofa, Non-Reupholsterable	30 x 70 x 34	\$2,174	+\$161	+\$322	+\$483
BLSF5X3031+M	BLUTO, Wide Open Arm Sofa, Non-Reupholsterable	30 x 70 x 34	\$2,224	+\$161	+\$322	+\$483
BLSFOW3070+K	BLUTO, Wide Open Arm Sofa	30 x 70 x 34	\$2,416	+\$161	+\$322	+\$483
BLSFOW3070+M	BLUTO, Wide Open Arm Sofa	30 x 70 x 34	\$2,470	+\$161	+\$322	+\$483



71-206
COM yardage: 3

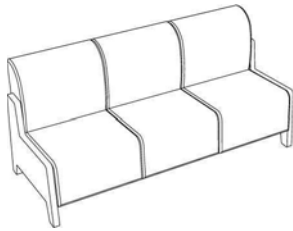
Part Number	Description	D" x W" x H"	Price	Grade1	Grade2	Grade3
BLLC6X3031+K	BLUTO, Armless Lounge Chair, Non-Reupholsterable	30 x 25 x 34	\$1,160	+\$54	+\$108	+\$161
BLLC6X3031+M	BLUTO, Armless Lounge Chair, Non-Reupholsterable	30 x 25 x 34	\$1,208	+\$54	+\$108	+\$161
BLLCMA3025+K	BLUTO, Armless Chair	30 x 25 x 34	\$1,290	+\$54	+\$108	+\$161
BLLCMA3025+M	BLUTO, Armless Chair	30 x 25 x 34	\$1,342	+\$54	+\$108	+\$161



71-206
COM yardage: 6

Part Number	Description	D" x W" x H"	Price	Grade1	Grade2	Grade3
BLSE6X3031+K	BLUTO, Armless Settee, Non-Reupholsterable	30 x 48 x 34	\$1,564	+\$108	+\$215	+\$322
BLSE6X3031+M	BLUTO, Armless Settee, Non-Reupholsterable	30 x 48 x 34	\$1,612	+\$108	+\$215	+\$322
BLSEAL3048+K	BLUTO, Armless Settee	30 x 48 x 34	\$1,738	+\$108	+\$215	+\$322
BLSEAL3048+M	BLUTO, Armless Settee	30 x 48 x 34	\$1,790	+\$108	+\$215	+\$322

Bluto | Lounge Seating



71-206
COM yardage: 9

Part Number	Description	D" x W" x H"	Price	Grade1	Grade2	Grade3
BLSF6X3031+K	BLUTO, Armless Sofa, Non-Reupholsterable	30 x 70 x 34	\$2,112	+\$161	+\$322	+\$483
BLSF6X3031+M	BLUTO, Armless Sofa, Non-Reupholsterable	30 x 70 x 34	\$2,160	+\$161	+\$322	+\$483
BLSFAL3070+K	BLUTO, Armless Sofa	30 x 70 x 34	\$2,346	+\$161	+\$322	+\$483
BLSFAL3070+M	BLUTO, Armless Sofa	30 x 70 x 34	\$2,400	+\$161	+\$322	+\$483

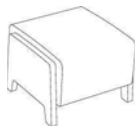


71-206
COM yardage: 3

Note:

- Tablet arm rotates 180 degrees
- Tablet laminate surface will match wood finish specified
- Tablet arm post is black

Part Number	Description	D" x W" x H"	Price	Grade1	Grade2	Grade3
BLLCTN3025+K	BLUTO, Armless Chair With Right Tablet Arm, Non-Reupholsterable	30 x 25 x 34	\$1,588	+\$54	+\$108	+\$161
BLLCTN3025+M	BLUTO, Armless Chair With Right Tablet Arm, Non-Reupholsterable	30 x 25 x 34	\$1,634	+\$54	+\$108	+\$161
BLLCTR3025+K	BLUTO, Armless Chair With Right Tablet Arm	30 x 25 x 34	\$1,716	+\$54	+\$108	+\$161
BLLCTR3025+M	BLUTO, Armless Chair With Right Tablet Arm	30 x 25 x 34	\$1,770	+\$54	+\$108	+\$161



71-206
COM yardage: 1.75

Part Number	Description	D" x W" x H"	Price	Grade1	Grade2	Grade3
BLOT1X2525+K	BLUTO, Ottoman	25 x 25 x 18	\$992	+\$32	+\$63	+\$94
BLOT1X2525+M	BLUTO, Ottoman	25 x 25 x 18	\$1,032	+\$32	+\$63	+\$94

71-206

Part Number	Description	D" x W" x H"	Price	Grade1	Grade2	Grade3
BLRCBC	BLUTO, Back Cover - Base	0 x 0 x 0	\$170	+\$27	+\$54	+\$81
BLRCSC	BLUTO, Seat Cover - Base	0 x 0 x 0	\$170	+\$27	+\$54	+\$81



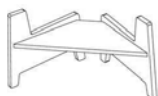
71-206

Tip: used with Modular Seats to finish the end of a run.

Standard includes:

- Veneer plywood
- Species: **K** Oak or **M** Maple
- Shipped ready to assemble

Part Number	Description	D" x W" x H"	Price
BLLCLA3025+K	BLUTO, Modular Arm Panel, Left	30 × 1 × 34	\$350
BLLCLA3025+M	BLUTO, Modular Arm Panel, Left	30 × 1 × 34	\$360
BLLCRA3025+K	BLUTO, Modular Arm Panel, Right	30 × 1 × 34	\$350
BLLCRA3025+M	BLUTO, Modular Arm Panel, Right	30 × 1 × 34	\$360



71-206

Tip: bridges Modular Seats together to make unique configurations.

Standard includes:

- Veneer plywood
- Species: **K** Oak or **M** Maple
- Shipped ready to assemble

Part Number	Description	D" x W" x H"	Price
BLSTCL2240-K	BLUTO, Modular Outside Corner Spanner Top	22 × 40 × 34	\$702
BLSTCL2240-M	BLUTO, Modular Outside Corner Spanner Top	22 × 40 × 34	\$723
BLSTCR2240-K	BLUTO, Modular Inside Corner Spanner Top	22 × 40 × 34	\$702
BLSTCR2240-M	BLUTO, Modular Inside Corner Spanner Top	22 × 40 × 34	\$723
BLSTOB2218-K	BLUTO, Modular Spanner Top	22 × 18 × 34	\$587
BLSTOB2218-M	BLUTO, Modular Spanner Top	22 × 18 × 34	\$605



71-206
COM yardage: 7

Standard includes for Broadway Lounge collection:

- Fully upholstered lounge: base grade fabric
- Solid wood legs: **K** Oak or **M** Maple
- Cushions are attached, zippered and field re-upholsterable
- One piece front and back frame
- Seat height: 18"
- Meets Cal. 117 requirements
- Shipped assembled

Options available:

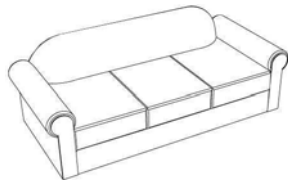
- Grade 4 fabric and above, please call for pricing
- For Customer's Own Material (COM), add the total cost of fabric to Grade 1 Price Group

Part Number	Description	D" x W" x H"	Price	Grade1	Grade2	Grade3
BWLC1X3439+K	BROADWAY, Chair	34 x 39 x 31	\$1,732	+\$125	+\$250	+\$375
BWLC1X3439+M	BROADWAY, Chair	34 x 39 x 31	\$1,772	+\$125	+\$250	+\$375



71-206
COM yardage: 10.5

Part Number	Description	D" x W" x H"	Price	Grade1	Grade2	Grade3
BWSE1X3463+K	BROADWAY, Settee	34 x 63 x 31	\$2,162	+\$188	+\$375	+\$563
BWSE1X3463+M	BROADWAY, Settee	34 x 63 x 31	\$2,202	+\$188	+\$375	+\$563



71-206
COM yardage: 12.5

Part Number	Description	D" x W" x H"	Price	Grade1	Grade2	Grade3
BWSF1X3485+K	BROADWAY, Sofa	34 x 85 x 31	\$2,602	+\$224	+\$447	+\$670
BWSF1X3485+M	BROADWAY, Sofa	34 x 85 x 31	\$2,644	+\$224	+\$447	+\$670



71-206
COM yardage: 7

Part Number	Description	D" x W" x H"	Price	Grade1	Grade2	Grade3
BWLC1X3137+K	BROADWAY SS, Chair	31 x 37 x 31	\$1,534	+\$125	+\$250	+\$375
BWLC1X3137+M	BROADWAY SS, Chair	31 x 37 x 31	\$1,572	+\$125	+\$250	+\$375

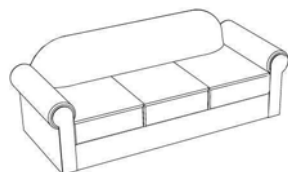
Broadway | Lounge Seating



71-206

COM yardage: 10.5

Part Number	Description	D" x W" x H"	Price	Grade1	Grade2	Grade3
BWSE1X3161+K	BROADWAY SS, Settee	31 × 61 × 31	\$1,940	+\$188	+\$375	+\$563
BWSE1X3161+M	BROADWAY SS, Settee	31 × 61 × 31	\$1,978	+\$188	+\$375	+\$563



71-206

COM yardage: 12.5

Part Number	Description	D" x W" x H"	Price	Grade1	Grade2	Grade3
BWSF1X3183+K	BROADWAY SS, Sofa	31 × 83 × 31	\$2,278	+\$224	+\$447	+\$670
BWSF1X3183+M	BROADWAY SS, Sofa	31 × 83 × 31	\$2,314	+\$224	+\$447	+\$670



71-206

COM yardage: 4

Part Number	Description	D" x W" x H"	Price	Grade1	Grade2	Grade3
BWOT1X2432+K	BROADWAY, Ottoman	24 × 32 × 16	\$968	+\$72	+\$143	+\$215
BWOT1X2432+M	BROADWAY, Ottoman	24 × 32 × 16	\$1,006	+\$72	+\$143	+\$215



71-206
COM yardage: 7

Standard includes for Dana Lounge collection:

- Fully upholstered lounge: base grade fabric
- Solid wood legs: **K** Oak or **M** Maple
- Cushions are attached, zippered and field re-upholsterable
- One piece plywood frame
- Seat height: 18"
- Meets Cal. 117 requirements
- Shipped assembled

Options available:

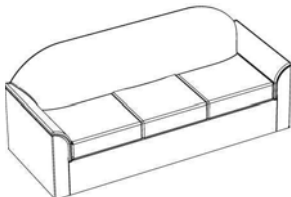
- Grade 4 fabric and above, please call for pricing
- For Customer's Own Material (COM), add the total cost of fabric to Grade 1 Price Group

Part Number	Description	D" x W" x H"	Price	Grade1	Grade2	Grade3
DNLC1X3238+K	DANA, Chair	32 x 38 x 31	\$1,752	+\$125	+\$250	+\$375
DNLC1X3238+M	DANA, Chair	32 x 38 x 31	\$1,844	+\$125	+\$250	+\$375



71-206
COM yardage: 10.5

Part Number	Description	D" x W" x H"	Price	Grade1	Grade2	Grade3
DNSE1X3261+K	DANA, Settee	32 x 61 x 31	\$2,170	+\$188	+\$375	+\$563
DNSE1X3261+M	DANA, Settee	32 x 61 x 31	\$2,278	+\$188	+\$375	+\$563



71-206
COM yardage: 12.5

Part Number	Description	D" x W" x H"	Price	Grade1	Grade2	Grade3
DNSF1X3281+K	DANA, Sofa	32 x 81 x 31	\$2,528	+\$224	+\$447	+\$670
DNSF1X3281+M	DANA, Sofa	32 x 81 x 31	\$2,608	+\$224	+\$447	+\$670



71-206
COM yardage: 7

Part Number	Description	D" x W" x H"	Price	Grade1	Grade2	Grade3
DNLC1X3233+K	DANA SS, Chair	32 x 33 x 31	\$1,570	+\$125	+\$250	+\$375
DNLC1X3233+M	DANA SS, Chair	32 x 33 x 31	\$1,606	+\$125	+\$250	+\$375



71-206

COM yardage: 10.5

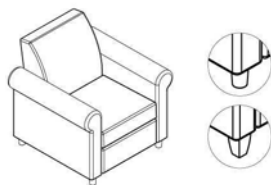
Part Number	Description	D" x W" x H"	Price	Grade1	Grade2	Grade3
DNSE1X3256+K	DANA SS, Settee	32 × 56 × 31	\$1,970	+\$188	+\$375	+\$563
DNSE1X3256+M	DANA SS, Settee	32 × 56 × 31	\$2,010	+\$188	+\$375	+\$563



71-206

COM yardage: 12.5

Part Number	Description	D" x W" x H"	Price	Grade1	Grade2	Grade3
DNSF1X3276+K	DANA SS, Sofa	32 × 76 × 31	\$2,312	+\$224	+\$447	+\$670
DNSF1X3276+M	DANA SS, Sofa	32 × 76 × 31	\$2,350	+\$224	+\$447	+\$670



71-206
COM yardage: 6.5

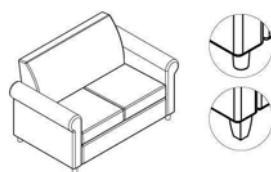
Standard includes for Emily Lounge Collection:

- Fully upholstered lounge: base grade fabric
- Seat cushions are reversible, zippered, and tethered
- Plastic or wood legs
- Seat height: 18"
- Meets Cal. 117 requirements
- Shipped assembled

Options available:

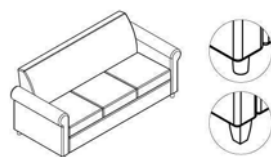
- Grade 4 fabric and above, please call for pricing
- For Customer's Own Material (COM), add the total cost of fabric to Grade 1 Price Group

Part Number	Description	D" x W" x H"	Price	Grade1	Grade2	Grade3
EMLC1X3134	EMILY, Lounge Chair	31 x 34 x 34	\$1,150	+\$108	+\$215	+\$322
EMLC1X3134+W	EMILY, Lounge Chair, Wood Legs	31 x 34 x 34	\$1,270	+\$108	+\$215	+\$322



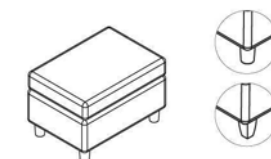
71-206
COM yardage: 8.5

Part Number	Description	D" x W" x H"	Price	Grade1	Grade2	Grade3
EMSE1X3156	EMILY, Settee	31 x 56 x 34	\$1,650	+\$143	+\$286	+\$429
EMSE1X3156+W	EMILY, Settee, Wood Legs	31 x 56 x 34	\$1,770	+\$143	+\$286	+\$429



71-206
COM yardage: 10.5

Part Number	Description	D" x W" x H"	Price	Grade1	Grade2	Grade3
EMSF1X3177	EMILY, Sofa	31 x 77 x 34	\$2,146	+\$179	+\$358	+\$536
EMSF1X3177+W	EMILY, Sofa, Wood Legs	31 x 77 x 34	\$2,266	+\$179	+\$358	+\$536



71-206
COM yardage: 4

Part Number	Description	D" x W" x H"	Price
EMOT1X1622	EMILY, Ottoman	16 x 22 x 17	\$650
EMOT1X1622+W	EMILY, Ottoman, Wood Legs	16 x 22 x 17	\$770



71-206

COM yardage: 9

Standard includes for Garbo Lounge collection:

- Fully upholstered lounge: base grade fabric
- Seat and back cushions are reversible, zippered and tethered
- Solid wood legs: **K** Oak or **M** Maple
- Seat height: 17"
- Meets Cal. 117 requirements
- Shipped assembled

Options available:

- Grade 4 fabric and above, please call for pricing
- For Customer's Own Material (COM), add the total cost of fabric to Grade 1 Price Group

Part Number	Description	D" x W" x H"	Price	Grade1	Grade2	Grade3
GRLC1X3540+K	GARBO, Chair	35 x 40 x 29	\$2,008	+\$161	+\$322	+\$483
GRLC1X3540+M	GARBO, Chair	35 x 40 x 29	\$2,088	+\$161	+\$322	+\$483



71-206

COM yardage: 11

Part Number	Description	D" x W" x H"	Price	Grade1	Grade2	Grade3
GRSE1X3564+K	GARBO, Settee	35 x 64 x 29	\$2,524	+\$197	+\$393	+\$590
GRSE1X3564+M	GARBO, Settee	35 x 64 x 29	\$2,624	+\$197	+\$393	+\$590



71-206

COM yardage: 14.5

Part Number	Description	D" x W" x H"	Price	Grade1	Grade2	Grade3
GRSF1X3588+K	GARBO, Sofa, 3 Cushion	35 x 88 x 29	\$3,050	+\$259	+\$518	+\$777
GRSF1X3588+M	GARBO, Sofa, 3 Cushion	35 x 88 x 29	\$3,172	+\$259	+\$518	+\$777
GRSF2X3588+K	GARBO, Sofa, 2 Cushion	35 x 88 x 29	\$3,050	+\$259	+\$518	+\$777
GRSF2X3588+M	GARBO, Sofa, 2 Cushion	35 x 88 x 29	\$3,172	+\$259	+\$518	+\$777



71-206

COM yardage: 5

Part Number	Description	D" x W" x H"	Price	Grade1	Grade2	Grade3
GROT1X2030+K	GARBO, Ottoman	20 x 30 x 17	\$1,116	+\$90	+\$179	+\$268
GROT1X2030+M	GARBO, Ottoman	20 x 30 x 17	\$1,160	+\$90	+\$179	+\$268



71-206
COM yardage: 6.5

Standard includes for Henley Lounge collection:

- Fully upholstered lounge: base grade fabric
- Seat cushions are reversible, zippered and tethered
- Solid wood legs: **K** Oak or **M** Maple
- Seat height: 18"
- Meets Cal. 117 requirements
- Shipped assembled

Option available:

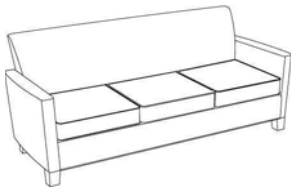
- Solid wood arm caps
- Grade 4 fabric and above, please call for pricing
- For Customer's Own Material (COM), add the total cost of fabric to Grade 1 Price Group

Part Number	Description	D" x W" x H"	Price	Grade1	Grade2	Grade3	WoodCap
HNLC1X3331+K	HENLEY, Chair	33 x 31 x 32	\$1,988	+\$117	+\$233	+\$349	+\$160
HNLC1X3331+M	HENLEY, Chair	33 x 31 x 32	\$2,068	+\$117	+\$233	+\$349	+\$160



71-206
COM yardage: 10

Part Number	Description	D" x W" x H"	Price	Grade1	Grade2	Grade3	WoodCap
HNSE1X3355+K	HENLEY, Settee	33 x 55 x 32	\$2,534	+\$179	+\$358	+\$536	+\$160
HNSE1X3355+M	HENLEY, Settee	33 x 55 x 32	\$2,634	+\$179	+\$358	+\$536	+\$160



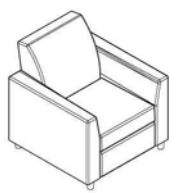
71-206
COM yardage: 12

Part Number	Description	D" x W" x H"	Price	Grade1	Grade2	Grade3	WoodCap
HNSF1X3379+K	HENLEY, Sofa	33 x 79 x 32	\$3,092	+\$215	+\$429	+\$643	+\$160
HNSF1X3379+M	HENLEY, Sofa	33 x 79 x 32	\$3,214	+\$215	+\$429	+\$643	+\$160



71-206
COM yardage: 3.5

Part Number	Description	D" x W" x H"	Price	Grade1	Grade2	Grade3
HNOT1X2024+K	HENLEY, Ottoman	20 x 23 x 17	\$1,584	+\$63	+\$125	+\$188
HNOT1X2024+M	HENLEY, Ottoman	20 x 23 x 17	\$1,646	+\$63	+\$125	+\$188



71-206
COM yardage: 6.5

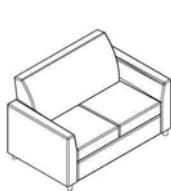
Standard includes for Hudson Lounge Collection:

- Fully upholstered lounge: base grade fabric
- Seat cushions are reversible, zippered, and tethered
- Plastic, metal or wood legs
- Seat height: 18"
- Meets Cal. 117 requirements
- Shipped assembled

Options available:

- Grade 4 fabric and above, please call for pricing
- For Customer's Own Material (COM), add the total cost of fabric to Grade 1 Price Group

Part Number	Description	D" x W" x H"	Price	Grade1	Grade2	Grade3
HDLC1X3133	HUDSON, Lounge Chair	31 x 33 x 34	\$1,100	+\$108	+\$215	+\$322
HDLC1X3133+W	HUDSON, Lounge Chair, Wood Legs	31 x 33 x 34	\$1,220	+\$108	+\$215	+\$322
HDLC1X3133+X	HUDSON, Lounge Chair, Metal Legs	31 x 33 x 34	\$1,190	+\$108	+\$215	+\$322



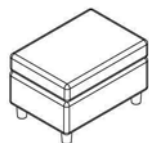
71-206
COM yardage: 8.5

Part Number	Description	D" x W" x H"	Price	Grade1	Grade2	Grade3
HDSE1X3155	HUDSON, Settee	31 x 55 x 34	\$1,600	+\$143	+\$286	+\$429
HDSE1X3155+W	HUDSON, Settee, Wood Legs	31 x 55 x 34	\$1,720	+\$143	+\$286	+\$429
HDSE1X3155+X	HUDSON, Settee, Metal Legs	31 x 55 x 34	\$1,690	+\$143	+\$286	+\$429



71-206
COM yardage: 10.5

Part Number	Description	D" x W" x H"	Price	Grade1	Grade2	Grade3
HDSF1X3176	HUDSON, Sofa	31 x 76 x 34	\$2,096	+\$179	+\$358	+\$536
HDSF1X3176+W	HUDSON, Sofa, Wood Legs	31 x 76 x 34	\$2,216	+\$179	+\$358	+\$536
HDSF1X3176+X	HUDSON, Sofa, Metal Legs	31 x 76 x 34	\$2,186	+\$179	+\$358	+\$536



71-206
COM yardage: 4

Part Number	Description	D" x W" x H"	Price
HDOT1X1622	HUDSON, Ottoman	16 x 22 x 17	\$650
HDOT1X1622+W	HUDSON, Ottoman, Wood Legs	16 x 22 x 17	\$770
HDOT1X1622+X	HUDSON, Ottoman, Metal Legs	16 x 22 x 17	\$740



Tip: matching tables available.

71-206

COM yardage: Chair 4.5, Bariatric 5

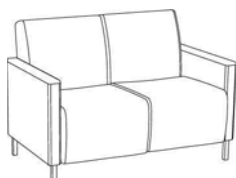
Standard includes for Hugo Lounge collection:

- Fully upholstered lounge: base grade fabric
- Field re-upholsterable seat and back. Arms are component re-upholsterable.
- Steel legs: silver powder coat
- Seat height: 18"
- Meets Cal. 117 requirements
- Shipped assembled

Options available:

- Solid wood arm caps
- Grade 4 fabric and above, please call for pricing
- For Customer's Own Material (COM), add the total cost of fabric to Grade 1 Price Group

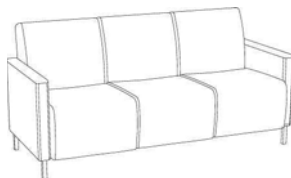
Part Number	Description	D" x W" x H"	Price	Grade1	Grade2	Grade3	WoodCap
HULC1X3028+X	HUGO, Chair	30 x 28 x 35	\$1,542	+\$81	+\$161	+\$242	+\$90
HULC1X3038+X	HUGO, Chair, Bariatric	30 x 38 x 35	\$1,804	+\$90	+\$179	+\$268	+\$90



71-206

COM yardage: 7

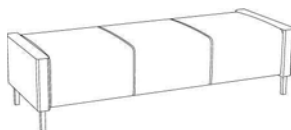
Part Number	Description	D" x W" x H"	Price	Grade1	Grade2	Grade3	WoodCap
HUSE1X3050+X	HUGO, Settee	30 x 50 x 35	\$2,206	+\$125	+\$250	+\$375	+\$90



71-206

COM yardage: 11

Part Number	Description	D" x W" x H"	Price	Grade1	Grade2	Grade3	WoodCap
HUSF1X3072+X	HUGO, Sofa	30 x 72 x 35	\$2,878	+\$197	+\$393	+\$590	+\$90



71-206

Part Number	Description	D" x W" x H"	Price	Grade1	Grade2	Grade3
HUBC1X2472+X	HUGO, Bench	24 x 72 x 18	\$2,114	+\$161	+\$322	+\$483



71-206
COM yardage: Single 2.5, Double 5, Triple 7.5

- Standard includes:**
- Fully upholstered seat/back: base grade fabric
 - Component re-upholsterable
 - Seat height: 18"
 - Meets Cal. 117 requirements
 - Shipped ready to assemble
- Options available:**
- Grade 4 fabric and above, please call for pricing
 - For Customer's Own Material (COM), add the total cost of fabric to Grade 1 Price Group
- Note:** to be used in combination with Arm Panels to make a variety of configurations.

Part Number	Description	D" x W" x H"	Price	Grade1	Grade2	Grade3
HULCMH3022+	HUGO, Modular Single Seat	30 × 22 × 35	\$728	+\$45	+\$90	+\$134
HULCMH3044+	HUGO, Modular Double Seat	30 × 44 × 35	\$1,392	+\$90	+\$179	+\$268
HULCMH3066+	HUGO, Modular Triple Seat	30 × 60 × 35	\$2,064	+\$134	+\$268	+\$402



71-206
COM yardage: 1

- Standard includes:**
- Fully upholstered arm panel: base group fabric
 - Field re-upholsterable
 - Steel legs: silver powder coat
 - Meets Cal. 117 requirements
 - Shipped ready to assemble
- Options available:**
- Solid wood arm cap
 - Price Grade 4 fabric and above, please call for pricing
- Note:** used with Modular Seats to create a variety of configurations.

Part Number	Description	D" x W" x H"	Price	Grade1	Grade2	Grade3	WoodCap
HULCMI3003+X	HUGO, Modular Right Arm	30 × 3 × 26	\$408	+\$18	+\$36	+\$54	+\$45
HULCMJ3003+X	HUGO, Modular Left Arm	30 × 3 × 26	\$408	+\$18	+\$36	+\$54	+\$45
HULCMK3003+X	HUGO, Modular Universal Arm	30 × 3 × 26	\$408	+\$18	+\$36	+\$54	+\$45



71-206
COM yardage: 1.5

Standard includes for Libby:

- Seat cushion: base grade fabric
- Exposed plywood frame: **K** Oak or **M** Maple
- Cushion is component re-upholsterable
- Seat height: 16.5"
- Meets Cal. 117 requirements
- Shipped assembled

Options available:

- Grade 4 fabric and above, please call for pricing
- For Customer's Own Material (COM), add the total cost of fabric to Grade 1 Price Group

Part Number	Description	D" x W" x H"	Price	Grade1	Grade2	Grade3
LBLC1X2824+K	LIBBY, Chair	28 × 24 × 28	\$698	+\$27	+\$54	+\$81
LBLC1X2824+M	LIBBY, Chair	28 × 24 × 28	\$730	+\$27	+\$54	+\$81



71-206
COM yardage: 6

Standard includes for Logan Lounge collection:

- Fully upholstered lounge: base grade fabric
- Field re-upholsterable
- Clean out cushion design
- Solid wood legs: **K** Oak or **M** Maple
- Seat height: 18.5"
- Meets Cal. 117 requirements
- Shipped assembled

Options available:

- Grade 4 fabric and above, please call for pricing
- For Customer's Own Material (COM), add the total cost of fabric to Grade 1 Price Group

Part Number	Description	D" x W" x H"	Price	Grade1	Grade2	Grade3
LLLC1X3032+K	LOGAN, Chair,	30 x 31 x 34	\$1,724	+\$108	+\$215	+\$322
LLLC1X3032+M	LOGAN, Chair,	30 x 31 x 34	\$1,762	+\$108	+\$215	+\$322
LLLC3X3031+K	LOGAN, Chair, Non-Reupholsterable	30 x 31 x 34	\$1,528	+\$108	+\$215	+\$322
LLLC3X3031+M	LOGAN, Chair, Non-Reupholsterable	30 x 31 x 34	\$1,586	+\$108	+\$215	+\$322

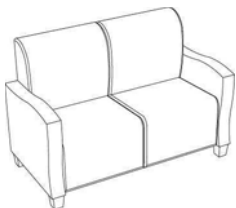


71-206
COM yardage: 6

Note:

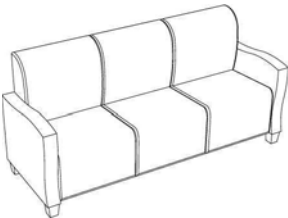
- Tablet arm rotates 180 degrees
- Tablet laminate surface will match wood finish specified
- Tablet arm post is black

Part Number	Description	D" x W" x H"	Price	Grade1	Grade2	Grade3
LLLCTN3031+K	LOGAN, Logan Chair With Tablet Arm	30 x 31 x 34	\$1,838	+\$108	+\$215	+\$322
LLLCTN3031+M	LOGAN, Logan Chair With Tablet Arm	30 x 31 x 34	\$1,874	+\$108	+\$215	+\$322
LLLCTR3031+K	LOGAN, Chair, Tablet Arm, Right	30 x 31 x 34	\$2,042	+\$108	+\$215	+\$322
LLLCTR3031+M	LOGAN, Chair, Tablet Arm, Right	30 x 31 x 34	\$2,080	+\$108	+\$215	+\$322



71-206
COM yardage: 9

Part Number	Description	D" x W" x H"	Price	Grade1	Grade2	Grade3
LLSE1X3054+K	LOGAN, Settee	30 x 54 x 34	\$2,388	+\$161	+\$322	+\$483
LLSE1X3054+M	LOGAN, Settee	30 x 54 x 34	\$2,426	+\$161	+\$322	+\$483
LLSE3X3054+K	LOGAN, Settee, Non-Reupholsterable	30 x 54 x 34	\$2,150	+\$161	+\$322	+\$483
LLSE3X3054+M	LOGAN, Settee, Non-Reupholsterable	30 x 54 x 34	\$2,184	+\$161	+\$322	+\$483



71-206
COM yardage: 12

Part Number	Description	D" x W" x H"	Price	Grade1	Grade2	Grade3
LLSF1X3078+K	LOGAN, Sofa	30 x 78 x 34	\$3,060	+\$215	+\$429	+\$643
LLSF1X3078+M	LOGAN, Sofa	30 x 78 x 34	\$3,098	+\$215	+\$429	+\$643
LLSF3X3078+K	LOGAN, Sofa, Non-Reupholsterable	30 x 78 x 34	\$2,756	+\$215	+\$429	+\$643
LLSF3X3078+M	LOGAN, Sofa, Non-Reupholsterable	30 x 78 x 34	\$2,788	+\$215	+\$429	+\$643

71-206

Part Number	Description	D" x W" x H"	Price	Grade1	Grade2	Grade3
LLRCBC	LOGAN, Back Replacement Cover - Base	0 x 0 x 0	\$164	+\$41	+\$81	+\$121
LLRCLA	LOGAN, Left Arm Replacement Cover - Base	0 x 0 x 0	\$246	+\$23	+\$45	+\$67
LLRCRA	LOGAN, Left Arm Replacement Cover - Base	0 x 0 x 0	\$246	+\$23	+\$45	+\$67
LLRCSC	LOGAN, Seat Replacement Cover - Base	0 x 0 x 0	\$164	+\$41	+\$81	+\$121



Tip: matching tables available.
71-206
COM yardage: 3.5

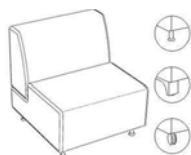
Standard includes for Lucy Lounge collection:

- Fully upholstered lounge: base grade fabric
- Leg choices: Wood, Metal, or Casters
- Species: **K** Oak or **M** Maple
- Arms are bent plywood, if selected
- Seat height: 18"
- Meets Cal. 117 requirements
- Shipped assembled

Options available:

- Casters, 4" silver: **+\$100 List**
- Wood legs: **+\$120 List**
- Grade 4 fabric and above, please call for pricing
- For Customer's Own Material (COM), add the total cost of fabric to Grade 1 Price Group

Part Number	Description	D" x W" x H"	Price	Grade1	Grade2	Grade3
LULCMA3024+X	LUCY, Chair, Armless, Metal Legs	30 x 24 x 30	\$1,040	+\$63	+\$125	+\$188

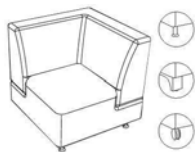


71-206
COM yardage: 4.5

Options available:

- Casters, 4" silver: **+\$100 List**
- Wood legs: **+\$120 List**
- Grade 4 fabric and above, please call for pricing
- For Customer's Own Material (COM), add the total cost of fabric to Grade 1 Price Group

Part Number	Description	D" x W" x H"	Price	Grade1	Grade2	Grade3
LULCMA3030+X	LUCY, Chair, Big, Armless, Metal Legs	30 x 30 x 30	\$1,228	+\$81	+\$161	+\$242



71-206
COM yardage: 4.5

Options available:

- Casters, 4" silver: **+\$100 List**
- Wood legs: **+\$120 List**
- Grade 4 fabric and above, please call for pricing
- For Customer's Own Material (COM), add the total cost of fabric to Grade 1 Price Group

Part Number	Description	D" x W" x H"	Price	Grade1	Grade2	Grade3
LULCML3030+X	LUCY, 90 Corner Chair, Metal Legs, Left	30 x 30 x 30	\$1,400	+\$81	+\$161	+\$242
LULCMR3030+X	LUCY, 90 Corner Chair, Metal Legs, Right	30 x 30 x 30	\$1,400	+\$81	+\$161	+\$242



71-206

Options available:

- Casters, 4" silver: **+\$100 List**
- Wood legs: **+\$120 List**
- Grade 4 fabric and above, please call for pricing
- For Customer's Own Material (COM), add the total cost of fabric to Grade 1 Price Group

Part Number	Description	D" x W" x H"	Price	Grade1	Grade2	Grade3
LULCCG3039+X	LUCY, Curved - Inner, Metal Legs	39 x 30 x 30	\$1,302	+\$75	+\$150	+\$225
LULCCH3039+X	LUCY, Curved - Outer, Metal Legs	39 x 30 x 30	\$1,302	+\$75	+\$150	+\$225



71-206
COM yardage: 3.5

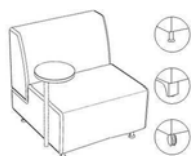
Options available:

- Casters, 4" silver: **+\$100 List**
- Wood legs: **+\$120 List**
- Grade 4 fabric and above, please call for pricing
- For Customer's Own Material (COM), add the total cost of fabric to Grade 1 Price Group

Note:

- Tablet arm rotates 180 degrees
- Tablet laminate surface will match wood finish specified
- Arm post available in black with wood foot or silver with metal foot

Part Number	Description	D" x W" x H"	Price	Grade1	Grade2	Grade3
LULCTR3026+K	LUCY, Chair, Metal Legs, Tablet Arm, Right	30 x 26 x 30	\$1,442	+\$63	+\$125	+\$188
LULCTR3026+M	LUCY, Chair, Metal Legs, Tablet Arm, Right	30 x 26 x 30	\$1,470	+\$63	+\$125	+\$188



71-206
COM yardage: 4.5

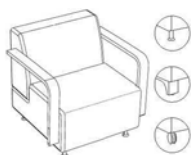
Options available:

- Casters, 4" silver: **+\$100 List**
- Wood legs: **+\$120 List**
- Grade 4 fabric and above, please call for pricing
- For Customer's Own Material (COM), add the total cost of fabric to Grade 1 Price Group

Note:

- Tablet arm rotates 180 degrees
- Tablet laminate surface will match wood finish specified
- Arm post available in black with wood foot or silver with metal foot

Part Number	Description	D" x W" x H"	Price	Grade1	Grade2	Grade3
LULCTR3032+K	LUCY, Chair, Big, Metal Legs, Tablet Arm, Right	30 x 32 x 30	\$1,628	+\$81	+\$161	+\$242
LULCTR3032+M	LUCY, Chair, Big, Metal Legs, Tablet Arm, Right	30 x 32 x 30	\$1,660	+\$81	+\$161	+\$242

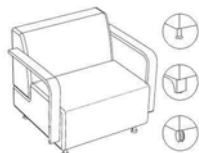


71-206
COM yardage: 3.5

Options available:

- Casters, 4" silver: **+\$100 List**
- Wood legs: **+\$120 List**
- Grade 4 fabric and above, please call for pricing
- For Customer's Own Material (COM), add the total cost of fabric to Grade 1 Price Group

Part Number	Description	D" x W" x H"	Price	Grade1	Grade2	Grade3
LULCMC3029+K	LUCY, Chair, Wood Arms, Metal Legs	30 x 29 x 30	\$1,306	+\$63	+\$125	+\$188
LULCMC3029+M	LUCY, Chair, Wood Arms, Metal Legs	30 x 29 x 30	\$1,332	+\$63	+\$125	+\$188

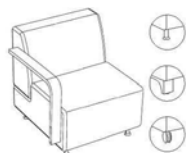


71-206
COM yardage: 4.5

Options available:

- Casters, 4" silver: **+\$100 List**
- Wood legs: **+\$120 List**
- Grade 4 fabric and above, please call for pricing
- For Customer's Own Material (COM), add the total cost of fabric to Grade 1 Price Group

Part Number	Description	D" x W" x H"	Price	Grade1	Grade2	Grade3
LULCMC3036+K	LUCY, Chair, Big, Wood Arms, Metal Legs	30 x 36 x 30	\$1,492	+\$81	+\$161	+\$242
LULCMC3036+M	LUCY, Chair, Big, Wood Arms, Metal Legs	30 x 36 x 30	\$1,524	+\$81	+\$161	+\$242

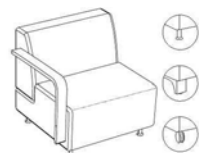


71-206
COM yardage: 3.5

Options available:

- Casters, 4" silver: **+\$100 List**
- Wood legs: **+\$120 List**
- Grade 4 fabric and above, please call for pricing
- For Customer's Own Material (COM), add the total cost of fabric to Grade 1 Price Group

Part Number	Description	D" x W" x H"	Price	Grade1	Grade2	Grade3
LULCMD3027+K	LUCY, Chair, Wood Arm Right, Metal Legs	30 x 27 x 30	\$1,174	+\$63	+\$125	+\$188
LULCMD3027+M	LUCY, Chair, Wood Arm Right, Metal Legs	30 x 27 x 30	\$1,198	+\$63	+\$125	+\$188
LULCME3027+K	LUCY, Chair, Wood Arm Left, Metal Legs	30 x 27 x 30	\$1,174	+\$63	+\$125	+\$188
LULCME3027+M	LUCY, Chair, Wood Arm Left, Metal Legs	30 x 27 x 30	\$1,198	+\$63	+\$125	+\$188

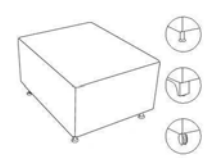


71-206
COM yardage: 4.5

Options available:

- Casters, 4" silver: **+\$100 List**
- Wood legs: **+\$120 List**
- Grade 4 fabric and above, please call for pricing
- For Customer's Own Material (COM), add the total cost of fabric to Grade 1 Price Group

Part Number	Description	D" x W" x H"	Price	Grade1	Grade2	Grade3
LULCMD3033+K	LUCY, Chair, Big, Wood Arm Right, Metal Legs	30 x 33 x 30	\$1,360	+\$81	+\$161	+\$242
LULCMD3033+M	LUCY, Chair, Big, Wood Arm Right, Metal Legs	30 x 33 x 30	\$1,388	+\$81	+\$161	+\$242
LULCME3033+K	LUCY, Chair, Big, Wood Arm Left, Metal Legs	30 x 33 x 30	\$1,360	+\$81	+\$161	+\$242
LULCME3033+M	LUCY, Chair, Big, Wood Arm Left, Metal Legs	30 x 33 x 30	\$1,388	+\$81	+\$161	+\$242




71-206
COM yardage: 2

Options available:

- Casters, 4" silver: **+\$100 List**
- Wood legs: **+\$120 List**
- Grade 4 fabric and above, please call for pricing
- For Customer's Own Material (COM), add the total cost of fabric to Grade 1 Price Group

Part Number	Description	D" x W" x H"	Price	Grade1	Grade2	Grade3
LUOT1X3024+X	LUCY, Ottoman, Metal Legs	30 x 24 x 17	\$732	+\$36	+\$72	+\$108

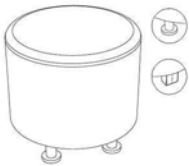


71-206
Tip: one bracket needed per joint

Standard includes:

- Single bracket: black

Part Number	Description	D" x W" x H"	Price
LUGBKT	LUCY, Ganging Bracket	3 x 2 x 3	\$32



71-206
COM yardage: 1.75

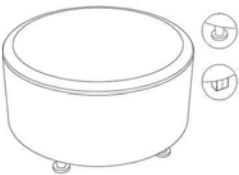
Standard includes for Lucy Lu Lounge collection:

- Fully upholstered lounge: base grade fabric
- Leg choices: Wood or Metal
- Seat height: 17"
- Meets Cal. 117 requirements
- Shipped assembled

Options available:

- Wood legs: **+\$120 List**
- Grade 4 fabric and above, please call for pricing
- For Customer's Own Material (COM), add the total cost of fabric to Grade 1 Price Group

Part Number	Description	D" x W" x H"	Price	Grade1	Grade2	Grade3
LULU1X1818+X	LUCY LU, Stool, 18, Metal Legs	18 x 18 x 17	\$434	+\$32	+\$63	+\$94



71-206
COM yardage: 3

Part Number	Description	D" x W" x H"	Price	Grade1	Grade2	Grade3
LULU1X3232+X	LUCY LU, Stool, 32, Metal Legs	32 x 32 x 17	\$762	+\$54	+\$108	+\$161



71-206
COM yardage: 3.5

Part Number	Description	D" x W" x H"	Price	Grade1	Grade2	Grade3
LULU1X4444+X	LUCY LU, Stool, 44, Metal Legs	44 x 44 x 17	\$1,024	+\$63	+\$125	+\$188



71-206
COM yardage: 6

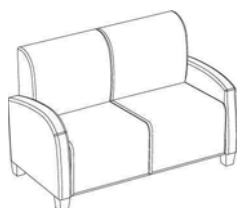
Standard includes for Olive Lounge collection:

- Fully upholstered lounge: base grade fabric
- Field re-upholsterable
- Clean out cushion design
- Solid wood legs: **K** Oak or **M** Maple
- Seat height: 18.5"
- Meets Cal. 117 requirements
- Shipped assembled

Options available:

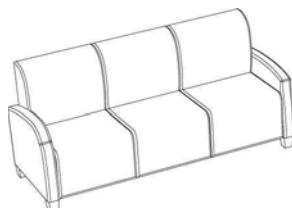
- Grade 4 fabric and above, please call for pricing
- For Customer's Own Material (COM), add the total cost of fabric to Grade 1 Price Group

Part Number	Description	D" x W" x H"	Price	Grade1	Grade2	Grade3
OLLC1X3033+K	OLIVE, Chair	30 x 33 x 34	\$1,868	+\$108	+\$215	+\$322
OLLC1X3033+M	OLIVE, Chair	30 x 33 x 34	\$1,908	+\$108	+\$215	+\$322
OLLC3X3031+K	OLIVE, Chair, Non-Reupholsterable	30 x 33 x 34	\$1,682	+\$108	+\$215	+\$322
OLLC3X3031+M	OLIVE, Chair, Non-Reupholsterable	30 x 33 x 34	\$1,718	+\$108	+\$215	+\$322



71-206
COM yardage: 9

Part Number	Description	D" x W" x H"	Price	Grade1	Grade2	Grade3
OLSE1X3055+K	OLIVE, Settee	30 x 55 x 34	\$2,558	+\$161	+\$322	+\$483
OLSE1X3055+M	OLIVE, Settee	30 x 55 x 34	\$2,598	+\$161	+\$322	+\$483
OLSE3X3031+K	OLIVE, Settee, Non-Reupholsterable	30 x 55 x 34	\$2,302	+\$161	+\$322	+\$483
OLSE3X3031+M	OLIVE, Settee, Non-Reupholsterable	30 x 55 x 34	\$2,340	+\$161	+\$322	+\$483



71-206
COM yardage: 12

Part Number	Description	D" x W" x H"	Price	Grade1	Grade2	Grade3
OLSF1X3070+K	OLIVE, Sofa	30 x 70 x 34	\$3,256	+\$215	+\$429	+\$643
OLSF1X3070+M	OLIVE, Sofa	30 x 70 x 34	\$3,298	+\$215	+\$429	+\$643
OLSF3X3031+K	OLIVE, Sofa, Non-Reupholsterable	30 x 70 x 34	\$2,932	+\$215	+\$429	+\$643
OLSF3X3031+M	OLIVE, Sofa, Non-Reupholsterable	30 x 70 x 34	\$2,968	+\$215	+\$429	+\$643

71-206

Part Number	Description	D" x W" x H"	Price	Grade1	Grade2	Grade3
OLRCBC	OLIVE, Back Replacement Cover - Base	0 x 0 x 0	\$198	+\$41	+\$81	+\$121
OLRCLA	OLIVE, Left Arm Replacement Cover - Base	0 x 0 x 0	\$308	+\$23	+\$45	+\$67
OLRCRA	OLIVE, Right Arm Replacement Cover - Base	0 x 0 x 0	\$308	+\$23	+\$45	+\$67
OLRCSC	OLIVE, Seat Replacement Cover - Base	0 x 0 x 0	\$198	+\$41	+\$81	+\$121



71-206
COM yardage: 6.5

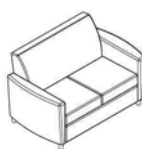
Standard includes for Quincy Lounge Collection:

- Fully upholstered lounge: base grade fabric
- Seat cushions are reversible, zippered, and tethered
- Plastic, metal or wood legs
- Seat height: 18"
- Meets Cal. 117 requirements
- Shipped assembled

Options available:

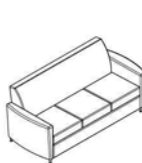
- Grade 4 fabric and above, please call for pricing
- For Customer's Own Material (COM), add the total cost of fabric to Grade 1 Price Group

Part Number	Description	D" x W" x H"	Price	Grade1	Grade2	Grade3
QULC1X3133	QUINCY, Lounge Chair	31 x 33 x 34	\$1,150	+\$108	+\$215	+\$322
QULC1X3133+W	QUINCY, Lounge Chair, Wood Legs	31 x 33 x 34	\$1,270	+\$108	+\$215	+\$322
QULC1X3133+X	QUINCY, Lounge Chair, Metal Legs	31 x 33 x 34	\$1,240	+\$108	+\$215	+\$322



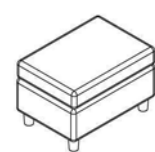
71-206
COM yardage: 8.5

Part Number	Description	D" x W" x H"	Price	Grade1	Grade2	Grade3
QUSE1X3155	QUINCY, Settee	31 x 55 x 34	\$1,650	+\$143	+\$286	+\$429
QUSE1X3155+W	QUINCY, Settee, Wood Legs	31 x 55 x 34	\$1,770	+\$143	+\$286	+\$429
QUSE1X3155+X	QUINCY, Settee, Metal Legs	31 x 55 x 34	\$1,740	+\$143	+\$286	+\$429



71-206
COM yardage: 10.5

Part Number	Description	D" x W" x H"	Price	Grade1	Grade2	Grade3
QUSF1X3176	QUINCY, Sofa	31 x 76 x 34	\$2,146	+\$179	+\$358	+\$536
QUSF1X3176+W	QUINCY, Sofa, Wood Legs	31 x 76 x 34	\$2,266	+\$179	+\$358	+\$536
QUSF1X3176+X	QUINCY, Sofa, Metal Legs	31 x 76 x 34	\$2,236	+\$179	+\$358	+\$536



71-206
COM yardage: 4

Part Number	Description	D" x W" x H"	Price
QUOT1X1622	QUINCY, Ottoman	16 x 22 x 17	\$650
QUOT1X1622+W	Quincy, Ottoman, Wood Legs	16 x 22 x 17	\$770
QUOT1X1622+X	QUINCY, Ottoman, Metal Legs	16 x 22 x 17	\$740



71-206

COM yardage: 8

Standard includes for Roxy Lounge collection:

- Fully upholstered lounge: base grade fabric
- Seat cushions are reversible, zippered and tethered
- Solid wood legs: **K** Oak or **M** Maple
- Seat height: 19"
- Meets Cal. 117 requirements
- Shipped assembled

Options available:

- Grade 4 fabric and above, please call for pricing
- For Customer's Own Material (COM), add the total cost of fabric to Grade 1 Price Group

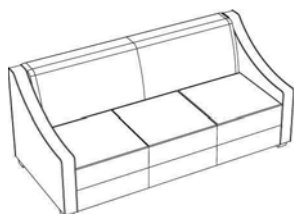
Part Number	Description	D" x W" x H"	Price	Grade1	Grade2	Grade3
RXLC1X3234+K	ROXY, Chair	32 x 34 x 34	\$1,992	+\$143	+\$286	+\$429
RXLC1X3234+M	ROXY, Chair	32 x 34 x 34	\$2,074	+\$143	+\$286	+\$429



71-206

COM yardage: 11

Part Number	Description	D" x W" x H"	Price	Grade1	Grade2	Grade3
RXSE1X3258+K	ROXY, Settee	32 x 58 x 34	\$2,500	+\$197	+\$393	+\$590
RXSE1X3258+M	ROXY, Settee	32 x 58 x 34	\$2,604	+\$197	+\$393	+\$590



71-206

COM yardage: 14

Part Number	Description	D" x W" x H"	Price	Grade1	Grade2	Grade3
RXSF1X3283+K	ROXY, Sofa	32 x 83 x 34	\$3,024	+\$250	+\$500	+\$750
RXSF1X3283+M	ROXY, Sofa	32 x 83 x 34	\$3,144	+\$250	+\$500	+\$750



71-206

Part Number	Description	D" x W" x H"	Price	Grade1	Grade2	Grade3
RXOT1X2025+K	ROXY, Ottoman	20 x 25 x 17	\$1,108	+\$72	+\$143	+\$215
RXOT1X2025+M	ROXY, Ottoman	20 x 25 x 17	\$1,150	+\$72	+\$143	+\$215



71-206
COM yardage: 5

Standard includes for Sawyer Lounge collection:

- Fully upholstered lounge base grade fabric
- Seat cushions are reversible, zippered and tethered
- Bent plywood arms: **K** Oak or **M** Maple
- Seat height: 19"
- Meets Cal. 117 requirements
- Shipped assembled

Options available:

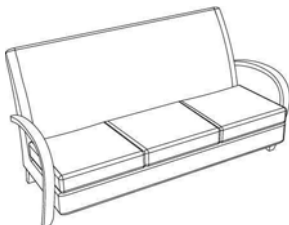
- Grade 4 fabric and above, please call for pricing
- For Customer's Own Material (COM), add the total cost of fabric to Grade 1 Price Group

Part Number	Description	D" x W" x H"	Price	Grade1	Grade2	Grade3
SWLC1X3429+K	SAWYER, Chair	34 x 29 x 38	\$1,524	+\$90	+\$179	+\$268
SWLC1X3429+M	SAWYER, Chair	34 x 29 x 38	\$1,584	+\$90	+\$179	+\$268



71-206
COM yardage: 7.5

Part Number	Description	D" x W" x H"	Price	Grade1	Grade2	Grade3
SWSE1X3453+K	SAWYER, Settee	34 x 53 x 38	\$2,002	+\$134	+\$268	+\$402
SWSE1X3453+M	SAWYER, Settee	34 x 53 x 38	\$2,108	+\$134	+\$268	+\$402



71-206
COM yardage: 10

Part Number	Description	D" x W" x H"	Price	Grade1	Grade2	Grade3
SWSF1X3477+K	SAWYER, Sofa	34 x 77 x 38	\$2,712	+\$179	+\$358	+\$536
SWSF1X3477+M	SAWYER, Sofa	34 x 77 x 38	\$2,816	+\$179	+\$358	+\$536



71-206
COM yardage: 3.5

Part Number	Description	D" x W" x H"	Price	Grade1	Grade2	Grade3
SWOT1X2024+K	SAWYER, Ottoman	20 x 24 x 17	\$1,228	+\$63	+\$125	+\$188
SWOT1X2024+M	SAWYER, Ottoman	20 x 24 x 17	\$1,278	+\$63	+\$125	+\$188



71-206

COM yardage: 6.5

Standard includes for Shelby Lounge collection:

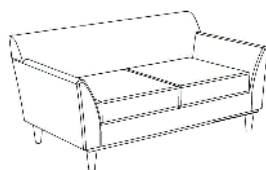
Fully upholstered lounge: base grade fabric

- Seat cushions are reversible, zippered and tethered
- Solid wood legs: **K** Oak or **M** Maple
- Seat height: 18"
- Meets Cal. 117 requirements
- Shipped assembled

Options available:

- Grade 4 fabric and above, please call for pricing
- For Customer's Own Material (COM), add the total cost of fabric to Grade 1 Price Group

Part Number	Description	D" x W" x H"	Price	Grade1	Grade2	Grade3
SHLC1X3540+K	SHELBY, Chair, Lounge	35 x 40 x 32	\$1,826	+\$117	+\$233	+\$349
SHLC1X3540+M	SHELBY, Chair, Lounge	35 x 40 x 32	\$1,898	+\$117	+\$233	+\$349



71-206

COM yardage: 10

Part Number	Description	D" x W" x H"	Price	Grade1	Grade2	Grade3
SHSE1X3565+K	SHELBY, Settee	35 x 65 x 32	\$2,310	+\$179	+\$358	+\$536
SHSE1X3565+M	SHELBY, Settee	35 x 65 x 32	\$2,402	+\$179	+\$358	+\$536



71-206

COM yardage: 12

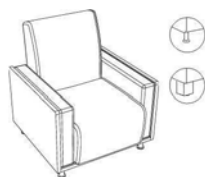
Part Number	Description	D" x W" x H"	Price	Grade1	Grade2	Grade3
SHSF1X3582+K	SHELBY, Sofa	35 x 82 x 32	\$2,784	+\$215	+\$429	+\$643
SHSF1X3582+M	SHELBY, Sofa	35 x 82 x 32	\$2,894	+\$215	+\$429	+\$643



71-206

COM yardage: 3.5

Part Number	Description	D" x W" x H"	Price	Grade1	Grade2	Grade3
SHOT1X2030+K	SHELBY, Ottoman	20 x 30 x 17	\$1,000	+\$63	+\$125	+\$188
SHOT1X2030+M	SHELBY, Ottoman	20 x 30 x 17	\$1,040	+\$63	+\$125	+\$188



Tip: Lucy tables complement Zephyr lounge
71-206
COM yardage: 4.5

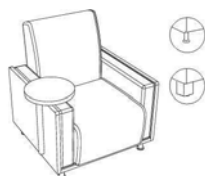
Standard includes for Zephyr Lounge collection:

- Fully upholstered lounge: base grade fabric
- Plywood side panels: **K** Oak or **M** Maple
- Wood or metal legs
- Seat height: 19"
- Meets Cal. 117 requirements
- Shipped assembled

Options available:

- Grade 4 fabric and above, please call for pricing
- For Customer's Own Material (COM), add the total cost of fabric to Grade 1 Price Group

Part Number	Description	D" x W" x H"	Price	Grade1	Grade2	Grade3
ZRLC1X3030+K	ZEPHYR, Chair, Metal Legs	30 x 30 x 35	\$1,804	+\$81	+\$161	+\$242
ZRLC1X3030+M	ZEPHYR, Chair, Metal Legs	30 x 30 x 35	\$1,874	+\$81	+\$161	+\$242
ZRLCWX3030+K	ZEPHYR, Chair, Wood Legs	30 x 30 x 35	\$1,804	+\$81	+\$161	+\$242
ZRLCWX3030+M	ZEPHYR, Chair, Wood Legs	30 x 30 x 35	\$1,874	+\$81	+\$161	+\$242



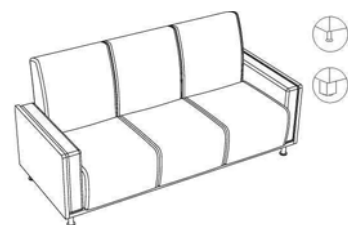
71-206
COM yardage: 4.5

Part Number	Description	D" x W" x H"	Price	Grade1	Grade2	Grade3
ZRLCTR3030+K	ZEPHYR, Chair, Tablet Arm, Right	30 x 30 x 35	\$2,216	+\$81	+\$161	+\$242
ZRLCTR3030+M	ZEPHYR, Chair, Tablet Arm, Right	30 x 30 x 35	\$2,304	+\$81	+\$161	+\$242
ZRLCWT3030+K	ZEPHYR, Chair, Wood Legs, Tablet Arm	30 x 30 x 35	\$2,216	+\$81	+\$161	+\$242
ZRLCWT3030+M	ZEPHYR, Chair, Wood Legs, Tablet Arm	30 x 30 x 35	\$2,304	+\$81	+\$161	+\$242



71-206
COM yardage: 7

Part Number	Description	D" x W" x H"	Price	Grade1	Grade2	Grade3
ZRSE1X3055+K	ZEPHYR, Settee, Metal Foot	30 x 55 x 35	\$2,468	+\$125	+\$250	+\$375
ZRSE1X3055+M	ZEPHYR, Settee, Metal Foot	30 x 55 x 35	\$2,568	+\$125	+\$250	+\$375
ZRSEWF3055+K	ZEPHYR, Settee, Wood Foot	30 x 55 x 35	\$2,468	+\$125	+\$250	+\$375
ZRSEWF3055+M	ZEPHYR, Settee, Wood Foot	30 x 55 x 35	\$2,568	+\$125	+\$250	+\$375



71-206
COM yardage: 11

Part Number	Description	D" x W" x H"	Price	Grade1	Grade2	Grade3
ZRSF1X3077+K	ZEPHYR, Sofa, Metal Foot	30 x 77 x 35	\$3,140	+\$197	+\$393	+\$590
ZRSF1X3077+M	ZEPHYR, Sofa, Metal Foot	30 x 77 x 35	\$3,268	+\$197	+\$393	+\$590
ZRSFWF3077+K	ZEPHYR, Sofa, Wood Foot	30 x 77 x 35	\$3,140	+\$197	+\$393	+\$590
ZRSFWF3077+M	ZEPHYR, Sofa, Wood Foot	30 x 77 x 35	\$3,268	+\$197	+\$393	+\$590

chairs

RT London provides a variety of seating choices for dining, studying or gathering.



Chairs

From student to dining chairs, RT London provides seating designed and built for long-term performance. There are a variety of styles to fit a broad range of applications, as well as options that allow you to get exactly what you need.



Features

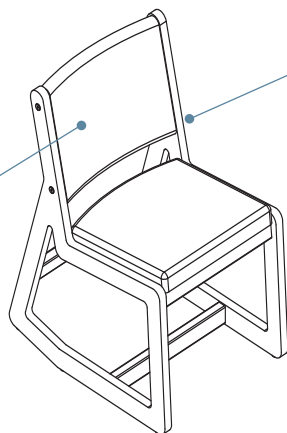
Carrie

Construction

One piece, 1" hardwood veneer plywood frame with solid hardwood rails. Seat and back connections allow simple field replacement.

Seat and back.

Are upholstered.



Frame.

One piece plywood frame for strength and durability.

Styles

Armless chair is available with a Sled or a 2-Position base. The 2-Position chair is designed to support users safely and comfortably in two positions. The base stabilizes at an upright position and at a leaned back, more relaxed position.

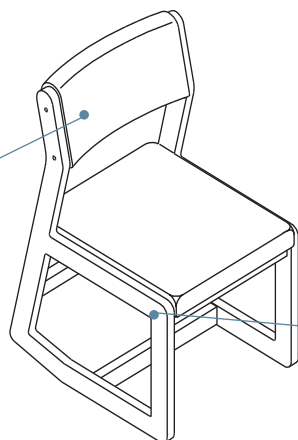
Student Chair

Construction

One piece, 1" hardwood veneer plywood frame with solid hardwood rails. Seat and back connections allow simple field replacement.

Seat and back.

Available in wood or upholstered.



Styles

Chair is available with or without arms and in a Sled or a 2-Position base. The 2-Position chair is designed to support users safely and comfortably in two positions. The base stabilizes at an upright position and at a leaned back, more relaxed position.

Frame.

One piece plywood frame for strength and durability.

Chairs

Features

Tango

Construction

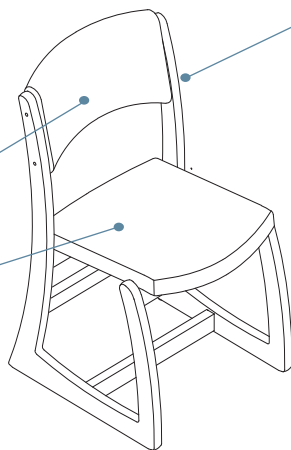
One piece, 1" hardwood veneer plywood frame with plywood rails. Seat and back connections allow simple field replacement.

Seat and back.

Are upholstered.

Contoured seat pan.

Provides added comfort.



Frame.

One piece plywood frame for strength and durability.

Styles

Chair is available with or without arms and in a Sled or a 2-Position base. The 2-Position chair is designed to support users safely and comfortably in two positions. The base stabilizes at an upright position and at a leaned back, more relaxed position.

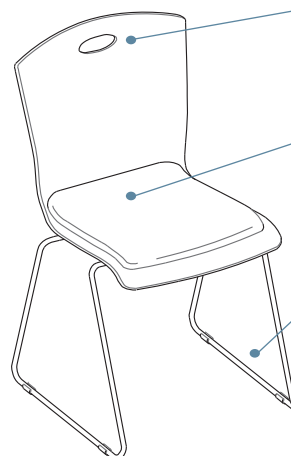
Iris

Construction

Maple veneer plywood contoured shell with $\frac{7}{16}$ " diameter black wire frame.

Styles

Available as a stacker and as a bar or counter-height stool. Stools feature a low back design.



Handhold.

Makes it simple to move around.

Optional seat cushion.

Provides added comfort and color.

Stacker.

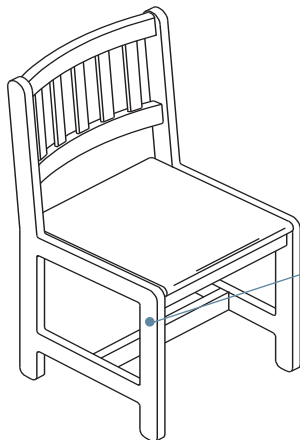
This version stacks 15-high on optional dolly.

Features

Jamestown

Construction

One piece, 1" hardwood veneer plywood frame with solid hardwood rails. Seat connections allow simple field replacement.



Styles

Armless chair is available with a wood or upholstered seat. Back is available with solid wood, slat rails, or an upholstered back.

Frame.

One piece plywood frame for strength and durability.

Series 95

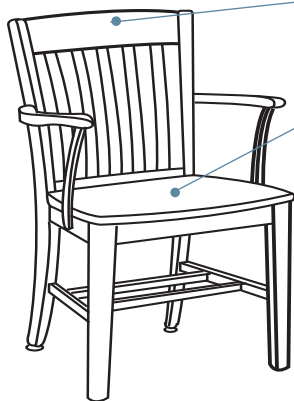
Construction

Glue and dowel assembly

Solid hardwood throughout.

Styles

Chair is available with or without arms. Armless stool is available in bar or counter-height.



Back.

Crown or flat top profile.

Seat.

Available with a wood or upholstered seat.

Statement of Line



Carrie



Student Chair



Tango



Iris



Jamestown



Series 95

How to Specify

Example.	1. Model Number/Size	2. Species and Finish	3. Fabric
	TG2PUD2220	K02	574

Step 1. Identify the Part Number from the succeeding product price pages.

Step 2. Select the Species:
note: Iris is available in Maple only. Wood Stools are available in Oak only

K Oak
02 Light
40 Medium

M Maple
01 Natural
42 Cherry
60 Cocoa
76 Mocha

Step 3. Choose Seating Fabric, if applicable:
note: see the Surface Materials section for the complete Seating Upholstery offering.

CSM Fabrics


Customer Specified Material. Still looking for the perfect fabric? We've made graded in easy. Simply let your sales representative or Customer Service know what fabric you would like on your furniture and we will grade it in. Pricing will vary depending on the fabric cost. Once fabric is approved, we handle procuring the necessary yardage for your furniture.

COM Fabrics

Customer's Own Material. Contact Customer Service to arrange your own fabric on our lounge and seating products. We can provide you with the yardage that is required and you have fabric shipped directly to one of our manufacturing plants. We ask that a sample be sent to us so we can make sure it will work on our lounge or seating products. Once the fabric has been approved, we will notify you that we can proceed with accepting your fabric and producing your order. For COM pricing, use Price Grade 1 upcharge.

CAL 133

California Technical Bulletin 133. CAL133 is a standard for public buildings or public assembly areas that have areas containing 10 or more pieces of seating. Our products are easily modified to comply with CAL 133 testing. Contact Customer Service for pricing to add CAL 133 backing material to your own fabric or one of ours. After the order is placed, we handle the rest.



71-205
COM yardage: 1 yard for chair, 0.65 for seat or back separately.

Standard includes for Carrie seating:

- Frame: one-piece veneer plywood with solid wood rails
- Species: **K** Oak or **M** Maple
- Upholstered seat and back: base grade fabric
- Metal-to-metal connectors attach back to frame, exposed
- Sled or 2-position base
- Seat height: 17.5"
- Meets Cal. 117 requirements
- Shipped assembled

Options available:

- Price Grade 4 fabric and above, please call for pricing
- For Customer's Own Material (COM), add the total cost of fabric to Grade 1 Price Group

Part Number	Description	D" x W" x H"	Price	Grade1	Grade2	Grade3
CRSLUA2419+K	CARRIE, Chair, Sled, Seat/Back Upholstered	24 x 19 x 31	\$382	+\$18	+\$36	+\$54
CRSLUA2419+M	CARRIE, Chair, Sled, Seat/Back Upholstered	24 x 19 x 31	\$392	+\$18	+\$36	+\$54



71-205

Part Number	Description	D" x W" x H"	Price	Grade1	Grade2	Grade3
CR2PUA2419+K	CARRIE, Chair, 2 Pos, Seat/Back Upholstered	24 x 19 x 31	\$392	+\$18	+\$36	+\$54
CR2PUA2419+M	CARRIE, Chair, 2 Pos, Seat/Back Upholstered	24 x 19 x 31	\$404	+\$18	+\$36	+\$54



71-205

COM yardage: 1 yard for chair, 0.65 for seat or back separately.

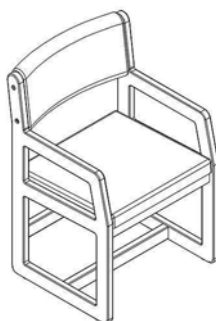
Standard includes Student Chair seating:

- Frame: one-piece veneer plywood with solid wood rails
- Species: **K** Oak or **M** Maple
- Upholstered seat and back, if selected: base grade fabric
- With or without arms
- Metal-to-metal connectors attach back to frame, exposed
- Sled or 2-position base
- Seat height: 18"
- Meets Cal. 117 requirements
- Shipped assembled

Options available:


- Price Grade 4 fabric and above, please call for pricing
- For Customer's Own Material (COM), add the total cost of fabric to Grade 1 Price Group

Part Number	Description	D" x W" x H"	Price	Grade1	Grade2	Grade3
SCSLUA2018+K	STUDENT CHAIR, Sled, Seat/Back Upholstered	20 x 18 x 32	\$370	+\$18	+\$36	+\$54
SCSLUA2018+M	STUDENT CHAIR, Sled, Seat/Back Upholstered	20 x 18 x 32	\$376	+\$18	+\$36	+\$54
SCSLUB2018+K	STUDENT CHAIR, Sled, Wood Seat, Back Upholstered	20 x 18 x 32	\$474	+\$13	+\$25	+\$38
SCSLUB2018+M	STUDENT CHAIR, Sled, Wood Seat, Back Upholstered	20 x 18 x 32	\$486	+\$13	+\$25	+\$38
SCSLUC2018+K	STUDENT CHAIR, Sled, Seat Upholstered, Wood Back	20 x 18 x 32	\$488	+\$13	+\$25	+\$38
SCSLUC2018+M	STUDENT CHAIR, Sled, Seat Upholstered, Wood Back	20 x 18 x 32	\$498	+\$13	+\$25	+\$38
SCSLWA2018-K	STUDENT CHAIR, Sled, Seat/Back Wood	20 x 18 x 32	\$510			
SCSLWA2018-M	STUDENT CHAIR, Sled, Seat/Back Wood	20 x 18 x 32	\$520			



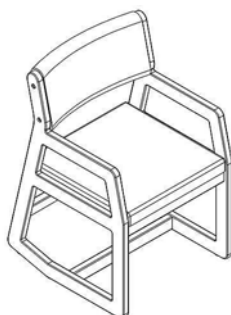
71-205

Part Number	Description	D" x W" x H"	Price	Grade1	Grade2	Grade3
SCSLUD2018+K	STUDENT CHAIR, Sled W/Arms, Seat/Back Upholstered	20 x 18 x 32	\$456	+\$18	+\$36	+\$54
SCSLUD2018+M	STUDENT CHAIR, Sled W/Arms, Seat/Back Upholstered	20 x 18 x 32	\$466	+\$18	+\$36	+\$54
SCSLUF2018+K	STUDENT CHAIR, Sled W/Arms, Wood Seat, Back Upholstered	20 x 18 x 32	\$562	+\$13	+\$25	+\$38
SCSLUF2018+M	STUDENT CHAIR, Sled W/Arms, Wood Seat, Back Upholstered	20 x 18 x 32	\$572	+\$13	+\$25	+\$38
SCSLUG2018+K	STUDENT CHAIR, Sled W/Arms, Seat Upholstered, Wood Back	20 x 18 x 32	\$570	+\$13	+\$25	+\$38
SCSLUG2018+M	STUDENT CHAIR, Sled W/Arms, Seat Upholstered, Wood Back	20 x 18 x 32	\$580	+\$13	+\$25	+\$38
SCSLWB2018-K	STUDENT CHAIR, Sled Base, W/Arms, Seat/Back Wood	20 x 18 x 32	\$596			
SCSLWB2018-M	STUDENT CHAIR, Sled Base, W/Arms, Seat/Back Wood	20 x 18 x 32	\$608			



71-205

Part Number	Description	D" x W" x H"	Price	Grade1	Grade2	Grade3
SC2PUA2018+K	STUDENT CHAIR, 2 Pos, Seat/Back Upholstered	20 x 18 x 32	\$384	+\$18	+\$36	+\$54
SC2PUA2018+M	STUDENT CHAIR, 2 Pos, Seat/Back Upholstered	20 x 18 x 32	\$392	+\$18	+\$36	+\$54
SC2PUB2018+K	STUDENT CHAIR, 2 Pos, Wood Seat, Back Upholstered	20 x 18 x 32	\$458	+\$13	+\$25	+\$38
SC2PUB2018+M	STUDENT CHAIR, 2 Pos, Wood Seat, Back Upholstered	20 x 18 x 32	\$466	+\$13	+\$25	+\$38
SC2PUC2018+K	STUDENT CHAIR, 2 Pos, Seat Upholstered, Wood Back	20 x 18 x 32	\$480	+\$13	+\$25	+\$38
SC2PUC2018+M	STUDENT CHAIR, 2 Pos, Seat Upholstered, Wood Back	20 x 18 x 32	\$488	+\$13	+\$25	+\$38
SC2PWA2018-K	STUDENT CHAIR, 2-Position, Seat/Back Wood	20 x 18 x 32	\$494			
SC2PWA2018-M	STUDENT CHAIR, 2-Position, Seat/Back Wood	20 x 18 x 32	\$502			



71-205

Part Number	Description	D" x W" x H"	Price	Grade1	Grade2	Grade3
SC2PUD2018+K	STUDENT CHAIR, 2 Pos W/Arms, Seat/Back Upholstered	20 x 18 x 32	\$466	+\$18	+\$36	+\$54
SC2PUD2018+M	STUDENT CHAIR, 2 Pos W/Arms, Seat/Back Upholstered	20 x 18 x 32	\$474	+\$18	+\$36	+\$54
SC2PUF2018+K	STUDENT CHAIR, 2 Pos W/Arms, Wood Seat, Back Upholstered	20 x 18 x 32	\$562	+\$13	+\$25	+\$38
SC2PUF2018+M	STUDENT CHAIR, 2 Pos W/Arms, Seat Wood, Back Upholstered	20 x 18 x 32	\$572	+\$13	+\$25	+\$38
SC2PUG2018+K	STUDENT CHAIR, 2 Pos W/Arms, Seat Upholstered, Wood Back	20 x 18 x 32	\$574	+\$13	+\$25	+\$38
SC2PUG2018+M	STUDENT CHAIR, 2 Pos W/Arms, Seat Upholstered, Wood Back	20 x 18 x 32	\$588	+\$13	+\$25	+\$38
SC2PWB2018-K	STUDENT CHAIR, 2-Position W/Arms, Seat/Back Wood	20 x 18 x 32	\$594			
SC2PWB2018-M	STUDENT CHAIR, 2-Position W/Arms, Seat/Back Wood	20 x 18 x 32	\$604			



71-205
COM yardage: 1

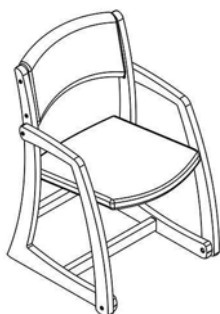
Standard includes for Tango seating:

- Frame: one-piece veneer plywood with plywood rails
- Species: **K** Oak or **M** Maple
- Upholstered seat and back: base grade fabric
- Metal-to-metal connectors attach back to frame, exposed
- With or without arms
- Sled or 2-position base
- Seat height: 18"
- Meets Cal. 117 requirements
- Shipped assembled

Options available:

- Price Grade 4 fabric and above, please call for pricing
- For Customer's Own Material (COM), add the total cost of fabric to Grade 1 Price Group

Part Number	Description	D" x W" x H"	Price	Grade1	Grade2	Grade3
TGSLUA2019+K	TANGO, Chair, Sled, Seat/Back Upholstered	20 x 19 x 33	\$370	+\$18	+\$36	+\$54
TGSLUA2019+M	TANGO, Chair, Sled, Seat/Back Upholstered	20 x 19 x 33	\$378	+\$18	+\$36	+\$54



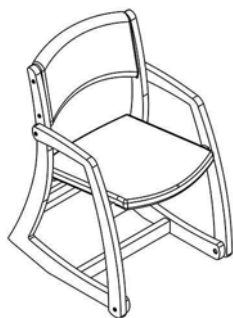
71-205

Part Number	Description	D" x W" x H"	Price	Grade1	Grade2	Grade3
TGSLUD2020+K	TANGO, Chair, Sled W/Arms, Seat/Back Upholstered	20 x 20 x 33	\$458	+\$18	+\$36	+\$54
TGSLUD2020+M	TANGO, Chair, Sled W/Arms, Seat/Back Upholstered	20 x 20 x 33	\$466	+\$18	+\$36	+\$54



71-205

Part Number	Description	D" x W" x H"	Price	Grade1	Grade2	Grade3
TG2PUA2219+K	TANGO, Chair, 2 Pos, Seat/Back Upholstered	22 x 19 x 33	\$384	+\$18	+\$36	+\$54
TG2PUA2219+M	TANGO, Chair, 2 Pos, Seat/Back Upholstered	22 x 19 x 33	\$398	+\$18	+\$36	+\$54



71-205

Part Number	Description	D" x W" x H"	Price	Grade1	Grade2	Grade3
TG2PUD2220+K	TANGO, Chair, 2 Pos W/Arms, Seat/ Back Upholstered	22 x 20 x 33	\$466	+\$18	+\$36	+\$54
TG2PUD2220+M	TANGO, Chair, 2 Pos W/Arms, Seat/ Back Upholstered	22 x 20 x 33	\$480	+\$18	+\$36	+\$54



71-205
COM yardage: 0.25

Standard includes for Iris seating:

- Shell: maple veneer plywood
- Frame: steel wire, black
- Handhold cutout in back
- Upholstered seat cushion, if selected: base grade fabric
- Stacker will stack 15-high on dolly
- Seat height: Chair 19", Counter 24", Bar 30"
- Shipped assembled

Options available:

- Price Grade 4 fabric and above, please call for pricing
- For Customer's Own Material (COM), add the total cost of fabric to Grade 1 Price Group

Part Number	Description	D" x W" x H"	Price	Grade1	Grade2	Grade3
IRCHUI2019-M	IRIS, Chair, Stacking, Upholstered Seat	20 x 19 x 31	\$444	+\$13	+\$25	+\$38
IRCHWE2019-M	IRIS, Chair, Stacking	20 x 19 x 31	\$356			



71-205

Part Number	Description	D" x W" x H"	Price	Grade1	Grade2	Grade3
IRCHUJ2019-M	IRIS, Chair, Counter Height, Upholstered Seat	20 x 19 x 32	\$520	+\$13	+\$25	+\$38
IRCHWF2019-M	IRIS, Chair, Counter Height	20 x 19 x 32	\$438			



71-205

Part Number	Description	D" x W" x H"	Price	Grade1	Grade2	Grade3
IRCHUK2019-M	IRIS, Chair, Bar Height, Upholstered Seat	20 x 19 x 36	\$554	+\$13	+\$25	+\$38
IRCHWG2019-M	IRIS, Chair, Bar Height	20 x 19 x 36	\$472			

71-205

Standard includes:

- Transport and storage dolly: black paint, only
- Stores 15 Iris stack chairs

Part Number	Description	D" x W" x H"	Price
IRCHDY	IRIS, Dolly, For Stacking Chairs, Stacks 15 High	26 x 26 x 8	\$652



71-205

COM yardage: 1 yard for chair, 0.65 for seat or back separately.

Standard includes for Jamestown seating:

- Frame: one-piece veneer plywood with solid wood rails
- Species: **K** Oak or **M** Maple
- Seat and back cushions, if selected: base grade fabric
- Seat and back: upholstered or wood
- Seat height: 17"
- Meets Cal. 117 requirements
- Shipped assembled

Options available:

- Price Grade 4 fabric and above, please call for pricing
- For Customer's Own Material (COM), add the total cost of fabric to Grade 1 Price Group

Part Number	Description	D" x W" x H"	Price	Grade1	Grade2	Grade3
JTCHUA2018+K	JAMESTOWN, Chair, Seat/Back Upholstered	20 x 18 x 32	\$469	+\$36	+\$72	+\$108
JTCHUA2018+M	JAMESTOWN, Chair, Seat/Back Upholstered	20 x 18 x 32	\$477	+\$13	+\$25	+\$38
JTCHUB2018+K	JAMESTOWN, Chair, Seat Upholstered, Back Wood	20 x 18 x 32	\$493	+\$18	+\$36	+\$54
JTCHUB2018+M	JAMESTOWN, Chair, Seat Upholstered, Wood Back	20 x 18 x 32	\$504	+\$13	+\$25	+\$38
JTCHUC2018+K	JAMESTOWN, Chair, Seat Wood, Back Upholstered	20 x 18 x 32	\$524	+\$18	+\$36	+\$54
JTCHUC2018+M	JAMESTOWN, Chair, Seat Wood, Back Upholstered	20 x 18 x 32	\$535	+\$13	+\$25	+\$38
JTCHUL2018+K	JAMESTOWN, Chair, Seat Upholstered, Slat Back	20 x 18 x 32	\$477	+\$18	+\$36	+\$54
JTCHUL2018+M	JAMESTOWN, Chair, Seat Upholstered, Slat Back	20 x 18 x 32	\$486	+\$13	+\$25	+\$38
JTCHWA2018-M	JAMESTOWN, Chair, Seat/Back Wood	20 x 18 x 32	\$420			
JTCHWH2018-K	JAMESTOWN, Chair, Wood Seat, Slat Back	20 x 18 x 32	\$526			
JTCHWH2018-M	JAMESTOWN, Chair, Wood Seat, Slat Back	20 x 18 x 32	\$537			



71-205
COM yardage: 1

Standard includes for Series 95:

- Solid hardwood
- Species: **K** Oak or **M** Maple
- Flat or crown top
- With or without arms
- Wood or upholstered seat: base grade fabric
- Seat height: 17" chair, 24" counter, 29" bar
- Meets Cal. 117 requirements
- Shipped assembled

Options available:

- Price Grade 4 fabric and above, please call for pricing

Part Number	Description	D" x W" x H"	Price	Grade1	Grade2	Grade3
95AFM	SERIES 95, Chair, w/ Flat Top with Arms, Wood Seat	21 x 18 x 35	\$430			
95AFO	SERIES 95, Chair, w/ Flat Top with Arms, Wood Seat	21 x 18 x 35	\$422			
95AFUSM	SERIES 95, Chair, w/ Flat Top with Arms, Seat Upholstered, Wood Back	21 x 18 x 35	\$456	+\$17	+\$34	+\$50
95AFUSO	SERIES 95, Chair, w/ Flat Top with Arms, Seat Upholstered, Wood Back	21 x 18 x 35	\$446	+\$17	+\$34	+\$50
95FM	SERIES 95, Chair, Flat Top	20 x 18 x 35	\$360			
95FO	SERIES 95, Chair, Flat Top	20 x 18 x 35	\$352			
95FUSM	SERIES 95, Chair, Upholstered Seat, Wood Back	20 x 18 x 35	\$426	+\$17		
95FUSO	SERIES 95, Chair, Upholstered Seat, Wood Back	20 x 18 x 35	\$402	+\$17	+\$34	+\$50



71-205


Part Number	Description	D" x W" x H"	Price	Grade1	Grade2	Grade3
95ACM	SERIES 95, Chair, w/ Crown Top with Arms, Wood Seat	21 x 18 x 35	\$430			
95ACO	SERIES 95, Chair, w/ Crown Top with Arms, Wood Seat	21 x 18 x 35	\$422			
95ACUSM	SERIES 95, Chair, w/ Crown Top with Arms, Upholstered seat	21 x 18 x 35	\$456	+\$17	+\$34	+\$50
95ACUSO	SERIES 95, Chair, w/ Crown Top with Arms, Upholstered seat	21 x 18 x 35	\$446	+\$17	+\$34	+\$50
95CM	SERIES 95, Chair, w/ Crown Top, Wood Seat	20 x 18 x 35	\$360			
95CO	SERIES 95, Chair, w/ Crown Top, Wood Seat	20 x 18 x 35	\$352			
95CUSM	SERIES 95, Chair, w/ Crown Top, Seat Upholstered, Wood Back	20 x 18 x 35	\$426	+\$17	+\$34	+\$50
95CUSO	SERIES 95, Chair, w/ Crown Top, Seat Upholstered, Wood Back	20 x 18 x 35	\$402	+\$17	+\$34	+\$50

Series 95 | Chairs



71-205

Part Number	Description	D" x W" x H"	Price	Grade1	Grade2	Grade3
95BSM27	SERIES 95, Chair, w/ Flat Top, Counter Height, Wood Seat	20 x 18 x 39	\$472			
95BSO27	SERIES 95, Chair, w/ Flat Top, Counter Height, Wood Seat	20 x 18 x 39	\$462			
95BSUSM27	SERIES 95, Chair, w/ Flat Top, Counter Height, Upholstered seat	20 x 18 x 39	\$504	+\$17	+\$34	+\$50
95BSUSO27	SERIES 95, Chair, w/ Flat Top, Counter Height, Upholstered seat	20 x 18 x 39	\$488	+\$17	+\$34	+\$50



71-205

Part Number	Description	D" x W" x H"	Price	Grade1	Grade2	Grade3
95BSM30	SERIES 95, Chair, w/ Flat Top, Bar Height, Wood Seat	20 x 18 x 43	\$488			
95BSO30	SERIES 95, Chair, w/ Flat Top, Bar Height, Wood Seat	20 x 18 x 43	\$478			
95BSUSM030	SERIES 95, Chair, w/ Flat Top, Bar Height, Upholstered seat	20 x 18 x 43	\$514	+\$17	+\$34	+\$50
95BSUSO30	SERIES 95, Chair, w/ Flat Top, Bar Height, Upholstered seat	20 x 18 x 43	\$506	+\$17	+\$34	+\$50

tables

Tables for working or dining, meeting or lounging.
For whatever's going on, there's a table here that's just right.



Tables

High quality study tables, dining tables, meeting tables and occasional tables all smartly designed to coordinate with our seating and upholstered lounge offerings. Designing a perfectly pulled together space is easy and the durable construction ensures long-lasting performance.



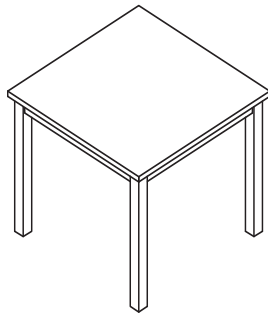
Multi-use Table Features

4 Posted

Construction

Glue and dowel assembly

Solid wood legs and frame.
1 1/8" laminate work surface
with matching PVC edge
band.



Shapes

Square (36", 42") and
Rectangular (36"d x 48",
60") tops.

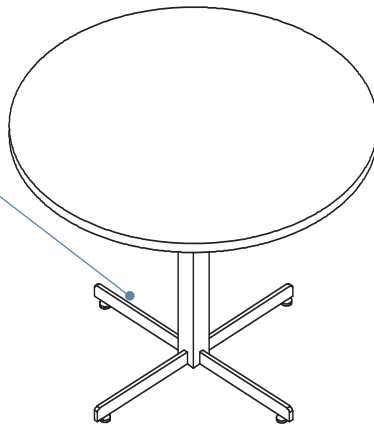
Baker

Construction

Metal base with veneer clad
and solid wood caps on legs.
Laminate worksurface with
wood edge band.

Base.

Sturdy metal base with
veneer clad and solid wood
caps on feet.



Shapes and Sizes

Round (30", 36", 42", 48",
60") and Square (30", 36",
42", 48") tops.

Multi-use Table Features

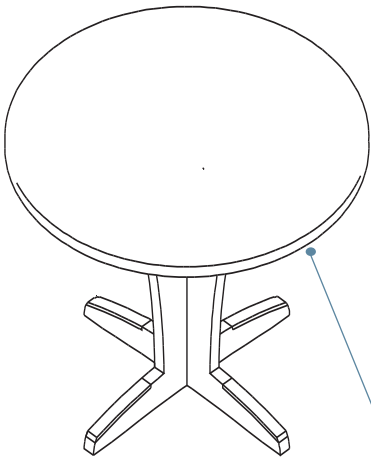
Sherwood

Construction

Table base supports are 1 1/2" hardwood veneer plywood with interlocking joinery secured with adhesive and screws. All 1 1/2" plywood edges are exposed and finished. Feet have solid wood caps. Sub-top is 3/4" thick hardwood veneer plywood with interlock joinery to base components. 1 1/8" laminate worksurface has several edge finish choices.

Design

Solid and strong. 1 1/2" thick hardwood veneer plywood with unique interlocking construction and sub-top makes Sherwood one of the most durable tables around.



Shapes and sizes

Several shapes and sizes available. See the product pricing pages for details.

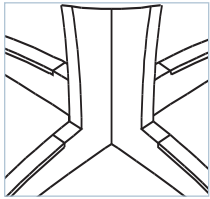
Tech options.

Power/ data port provides access at work surface to support technology components. Grommet allows cords to be managed through the work surface. Options are available on Trestle and Column bases, only.

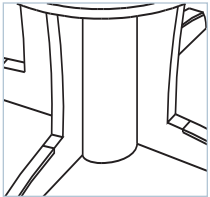
Sub-top.

Sub-top adds durability and stability to the table.

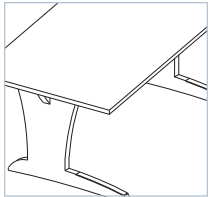
Base Style Choices



X-Base

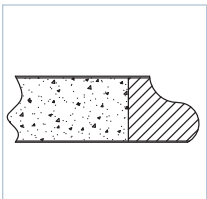


Column Base

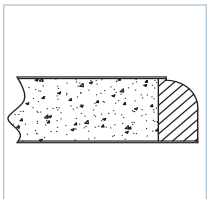


Trestle Base

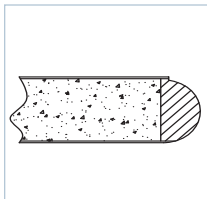
Table Edge Options



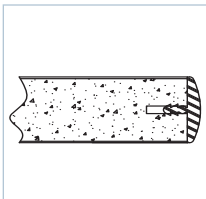
A Compound, wood



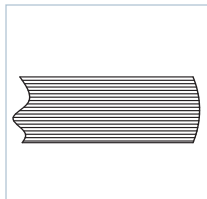
B Waterfall, wood



C Half Round, wood



D T-Mold, vinyl



F Self, exposed multi-core plywood

Default Vinyl T-Mold Finish Matrix

Oak		Maple	
Laminate	T-Mold	Laminate	T-Mold
Light	Greystone	Natural Maple	Beige
Medium Oak	Graphite	Cherry	Graphite
		Cocoa	Brown
		Mocha	Dark Neutral

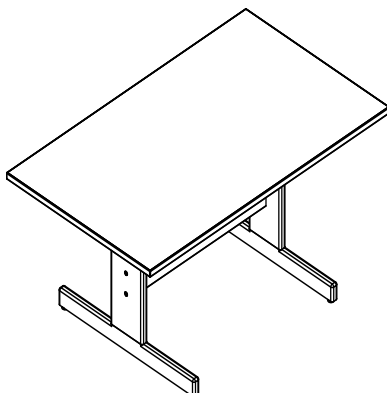
Multi-use Table Features

Trestle

Construction

Glue and dowel assembly

Frame has two 1 1/4" solid wood legs with spanner rail for stability. Spanner rail use metal-to-metal fasteners to secure to legs. 1 1/8" laminate top with matching solid wood edges.



Sizes.

Rectangular table is available in two depths (30" and 36") and four widths (60", 72", 84" and 96").

Occasional Table Features

	Construction	Material	Styles	Other
Arts & Crafts	Glue and dowel	Solid wood frame with laminate top and matching solid wood edges.	Coffee and end tables	Rectangle, square, and round shapes
Bluto	Glue and dowel	Hardwood veneer plywood frame with laminate top and plywood edges.	Coffee and end tables	Rectangle, square, and round shapes
Cascade	Glue and dowel	Solid wood frame with laminate top and matching solid wood edges.	Coffee and end tables	Rectangle, square, and round shapes
Hugo	Glue and dowel with hidden metal-to-metal connections	Metal legs with hardwood veneer plywood case and matching PVC edge band.	Coffee and end tables	Storage credenza
Lucy	Glue and dowel	Hardwood veneer plywood frame with laminate top and matching PVC edge band.	Coffee and end tables	Wood or metal legs
Ross	Metal corner stretcher and screws	Solid wood frame with laminate top and matching PVC edge band.	Coffee and end tables	Rectangle and square shapes
Shaker	Glue and dowel with hidden metal-to-metal connections	Solid wood frame with laminate top and matching PVC edge band.	Coffee and end tables	Square and round shapes. Optional drawers in Coffee table.

Statement of Line



How to Specify

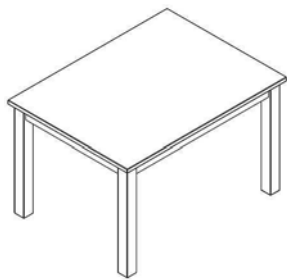
Example. 1. Model Number/Size 2. Species and Finish
BLTBCX2244 **K02**

Step 1. Identify the Part Number from the succeeding product price pages.

Step 2. Select the Species and Finish:
 note: Kentwood II is available in Oak only.

K Oak
 02 Light
 40 Medium

M Maple
 01 Natural
 42 Cherry
 60 Cocoa
 76 Mocha



71-204

Standard includes for 4-Posted Table Series:

- Post legs and frame: solid wood
- Top: laminate with matching PVC edge band
- Species: **K** Oak or **M** Maple
- Shipped assembled

Part Number	Description	D" x W" x H"	Price
FOTB1X3636-K	FOUR POSTED, Table, 36 Square	36 x 36 x 30	\$966
FOTB1X3636-M	FOUR POSTED, Table, 36 Square	36 x 36 x 30	\$1,006
FOTB1X3648-K	FOUR POSTED, Table, 36 x 48 Rectangle	36 x 48 x 30	\$1,204
FOTB1X3648-M	FOUR POSTED, Table, 36 x 48 Rectangle	36 x 48 x 30	\$1,254
FOTB1X3660-K	FOUR POSTED, Table, 36 x 60 Rectangle	36 x 60 x 30	\$1,402
FOTB1X3660-M	FOUR POSTED, Table, 36 x 60 Rectangle	36 x 60 x 30	\$1,462
FOTB1X4242-K	FOUR POSTED, Table, 42 Square	42 x 42 x 30	\$1,210
FOTB1X4242-M	FOUR POSTED, Table, 42 Square	42 x 42 x 30	\$1,262

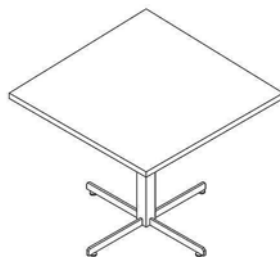


71-204

Standard includes for Baker Tables Series:

- Base: metal with veneer clad and solid wood caps on feet
- Top: laminate with solid wood edges
- Shipped ready to assemble

Part Number	Description	D" x W" x H"	Price
BATB1X30RD-K	BAKER, Table, 30 Round	30 x 30 x 29	\$930
BATB1X30RD-M	BAKER, Table, 30 Round	30 x 30 x 29	\$952
BATB1X36RD-K	BAKER, Table, 36 Round	36 x 36 x 29	\$1,062
BATB1X36RD-M	BAKER, Table, 36 Round	36 x 36 x 29	\$1,082
BATB1X42RD-K	BAKER, Table, 42 Round	42 x 42 x 29	\$1,092
BATB1X42RD-M	BAKER, Table, 42 Round	42 x 42 x 29	\$1,114
BATB1X48RD-K	BAKER, Table, 48 Round	48 x 48 x 29	\$1,256
BATB1X48RD-M	BAKER, Table, 48 Round	48 x 48 x 29	\$1,276
BATB1X60RD-K	BAKER, Table, 60 Round	60 x 60 x 29	\$1,660
BATB1X60RD-M	BAKER, Table, 60 Round	60 x 60 x 29	\$1,676



71-204

Part Number	Description	D" x W" x H"	Price
BATB1X3030-K	BAKER, Table, 30 Square	30 x 30 x 29	\$738
BATB1X3030-M	BAKER, Table, 30 Square	30 x 30 x 29	\$750
BATB1X3636-K	BAKER, Table, 36 Square	36 x 36 x 29	\$1,024
BATB1X3636-M	BAKER, Table, 36 Square	36 x 36 x 29	\$1,046
BATB1X4242-K	BAKER, Table, 42 Square	42 x 42 x 29	\$1,156
BATB1X4242-M	BAKER, Table, 42 Square	42 x 42 x 29	\$1,172
BATB1X4848-K	BAKER, Table, 48 Square	48 x 48 x 29	\$1,240
BATB1X4848-M	BAKER, Table, 48 Square	48 x 48 x 29	\$1,256



71-204

Standard includes for Sherwood Table Series:

- Base: veneer plywood
- Laminate top with matching vinyl T-mold edge profile: D edge
- Species: **K** Oak or **M** Maple
- Shipped assembled

Edge options available:

- Edge: self T-edge: F edge
- Edge: wood edge profiles A, B, and C
- See Understanding pages for complete list of edge profile options

Options available on Trestle Base tables:

- Grommet, add "GM" to part number, **+\$25 List**
- Power/ Data Port, add "PD" to part number. Please call for pricing.

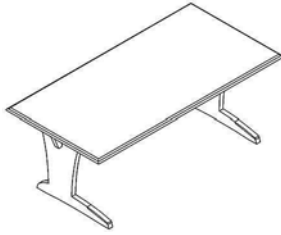
Part Number	Description	D" x W" x H"	Price	EdgeF	EdgeABC
SHTBXD3636-K	SHERWOOD, Table, 36 Square W/ X-Base, D Edge	36 x 36 x 29	\$984	+\$143	+\$285
SHTBXD3636-M	SHERWOOD, Table, 36 Square W/ X-Base, D Edge	36 x 36 x 29	\$1,006	+\$143	+\$288
SHTBXD36RD-K	SHERWOOD, Table, 36 Round, W/ X-Base, D Edge	36 x 36 x 29	\$984	+\$143	+\$285
SHTBXD36RD-M	SHERWOOD, Table, 36 Round, W/ X-Base, D Edge	36 x 36 x 29	\$1,006	+\$143	+\$288
SHTBXD4242-K	SHERWOOD, Table, 42 Square W/ X-Base, D Edge	42 x 42 x 29	\$1,224	+\$143	+\$283
SHTBXD4242-M	SHERWOOD, Table, 42 Square W/ X-Base, D Edge	42 x 42 x 29	\$1,246	+\$145	+\$290
SHTBXD42RD-K	SHERWOOD, Table, 42 Round, W/ X-Base, D Edge	42 x 42 x 29	\$1,118	+\$143	+\$285
SHTBXD42RD-M	SHERWOOD, Table, 42 Round, W/ X-Base, D Edge	42 x 42 x 29	\$1,142	+\$145	+\$288
SHTBXD48RD-K	SHERWOOD, Table, 48 Round, W/ X-Base, D Edge	48 x 48 x 29	\$1,284	+\$140	+\$283
SHTBXD48RD-M	SHERWOOD, Table, 48 Round, W/ X-Base, D Edge	48 x 48 x 29	\$1,308	+\$145	+\$290



71-204

Tip: Offset Trestle Base is a study table with seating only on one side. Trestle Base has seating on both sides.

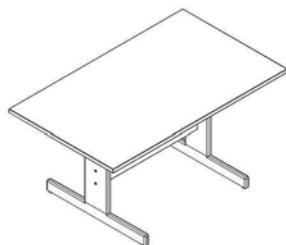
Part Number	Description	D" x W" x H"	Price	Grommet	EdgeF	EdgeABC
SHTBTD4260-K	SHERWOOD, Table, 42 x 60 Trestle Base, D Edge	42 x 60 x 29	\$1,252	+\$25	+\$143	+\$285
SHTBTD4260-M	SHERWOOD, Table, 42 x 60 Trestle Base, D Edge	42 x 60 x 29	\$1,278	+\$25	+\$145	+\$290
SHTBTD4272-K	SHERWOOD, Table, 42 x 72 Trestle Base, D Edge	42 x 72 x 29	\$1,344	+\$25	+\$168	+\$338
SHTBTD4272-M	SHERWOOD, Table, 42 x 72 Trestle Base, D Edge	42 x 72 x 29	\$1,370	+\$25	+\$173	+\$345
SHTBTD4296-K	SHERWOOD, Table, 42 x 96 Trestle Base, D Edge	42 x 96 x 29	\$1,730	+\$25	+\$170	+\$425
SHTBTD4296-M	SHERWOOD, Table, 42 x 96 Trestle Base, D Edge	42 x 96 x 29	\$1,764	+\$25	+\$173	+\$435



71-204

Tip: Offset Trestle Base is a study table with seating only on one side. Trestle Base has seating on both sides.

Part Number	Description	D" x W" x H"	Price	Grommet	EdgeF	EdgeABC
SHTBTD3048-K	SHERWOOD, Table, 30 x 48 Offset Trestle Base, D Edge	30 x 48 x 29	\$1,044	+\$25	+\$113	+\$228
SHTBTD3048-M	SHERWOOD, Table, 30 x 48 Offset Trestle Base, D Edge	30 x 48 x 29	\$1,066	+\$25	+\$115	+\$230
SHTBTD3060-K	SHERWOOD, Table, 30 x 60 Offset Trestle Base, D Edge	30 x 60 x 29	\$1,102	+\$25	+\$115	+\$230
SHTBTD3060-M	SHERWOOD, Table, 30 x 60 Offset Trestle Base, D Edge	30 x 60 x 29	\$1,126	+\$25	+\$115	+\$233
SHTBTD3072-K	SHERWOOD, Table, 30 x 72 Offset Trestle Base, D Edge	30 x 72 x 29	\$1,162	+\$25	+\$143	+\$285
SHTBTD3072-M	SHERWOOD, Table, 30 x 72 Offset Trestle Base, D Edge	30 x 72 x 29	\$1,186	+\$25	+\$145	+\$290
SHTBTD3660-K	SHERWOOD, Table, 36 x 60 Offset Trestle Base, D Edge	36 x 60 x 29	\$1,134	+\$25	+\$143	+\$283
SHTBTD3660-M	SHERWOOD, Table, 36 x 60 Offset Trestle Base, D Edge	36 x 60 x 29	\$1,156	+\$25	+\$145	+\$290
SHTBTD3672-K	SHERWOOD, Table, 36 x 72 Offset Trestle Base, D Edge	36 x 72 x 29	\$1,252	+\$25	+\$170	+\$340
SHTBTD3672-M	SHERWOOD, Table, 36 x 72 Offset Trestle Base, D Edge	36 x 72 x 29	\$1,278	+\$25	+\$173	+\$348



71-204

Standard includes for Trestle Table Series:

- Frame: solid wood
- Top: laminate with solid wood edges
- Species: **K** Oak or **M** Maple
- Shipped assembled

Part Number	Description	D" x W" x H"	Price
TRTB1X3060-K	TRESTLE BASED, Table, 30 x 60	30 x 60 x 30	\$856
TRTB1X3060-M	TRESTLE BASED, Table, 30 x 60	30 x 60 x 30	\$942
TRTB1X3072-K	TRESTLE BASED, Table, 30 x 72	30 x 72 x 30	\$932
TRTB1X3072-M	TRESTLE BASED, Table, 30 x 72	30 x 72 x 30	\$1,024
TRTB1X3084-K	TRESTLE BASED, Table, 30 x 84	30 x 84 x 30	\$1,008
TRTB1X3084-M	TRESTLE BASED, Table, 30 x 84	30 x 84 x 30	\$1,108
TRTB1X3096-K	TRESTLE BASED, Table, 30 x 96	30 x 96 x 30	\$1,082
TRTB1X3096-M	TRESTLE BASED, Table, 30 x 96	30 x 96 x 30	\$1,192
TRTB1X3660-K	TRESTLE BASED, Table, 36 x 60	36 x 60 x 30	\$968
TRTB1X3660-M	TRESTLE BASED, Table, 36 x 60	36 x 60 x 30	\$1,066
TRTB1X3672-K	TRESTLE BASED, Table, 36 x 72	36 x 72 x 30	\$1,044
TRTB1X3672-M	TRESTLE BASED, Table, 36 x 72	36 x 72 x 30	\$1,150
TRTB1X3684-K	TRESTLE BASED, Table, 36 x 84	36 x 84 x 30	\$1,120
TRTB1X3684-M	TRESTLE BASED, Table, 36 x 84	36 x 84 x 30	\$1,234
TRTB1X3696-K	TRESTLE BASED, Table, 36 x 96	36 x 96 x 30	\$1,198
TRTB1X3696-M	TRESTLE BASED, Table, 36 x 96	36 x 96 x 30	\$1,318

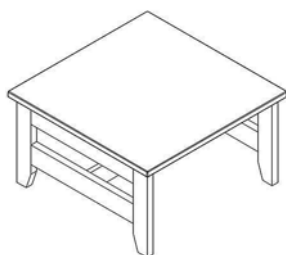


71-204

Standard includes for Arts & Crafts Tables Series:

- Frame: solid wood
- Top: laminate with PVC or solid wood edges
- Species: **K** Oak or **M** Maple
- Shipped assembled

Part Number	Description	D" x W" x H"	Price
ACTBCW2244-K	ARTS AND CRAFTS, Coffee Table, Wood Edge	22 x 44 x 17	\$864
ACTBCW2244-M	ARTS AND CRAFTS, Coffee Table, Wood Edge	22 x 44 x 17	\$884
ACTBCX2244-K	ARTS AND CRAFTS, Coffee Table, PVC Edge	22 x 44 x 17	\$764
ACTBCX2244-M	ARTS AND CRAFTS, Coffee Table, PVC Edge	22 x 44 x 17	\$784



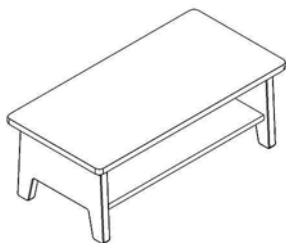
71-204

Part Number	Description	D" x W" x H"	Price
ACTBEW3030-K	ARTS AND CRAFTS, End Table, Wood Edge	30 x 30 x 17	\$798
ACTBEW3030-M	ARTS AND CRAFTS, End Table, Wood Edge	30 x 30 x 17	\$808
ACTBEX3030-K	ARTS AND CRAFTS, End Table, PVC Edge	30 x 30 x 17	\$698
ACTBEX3030-M	ARTS AND CRAFTS, End Table, PVC Edge	30 x 30 x 17	\$708



71-204

Part Number	Description	D" x W" x H"	Price
ACTBOC48RD-K	ARTS AND CRAFTS, Occasional Table, 48 Round, PVC Edge	48 x 48 x 17	\$932
ACTBOC48RD-M	ARTS AND CRAFTS, Occasional Table, 48 Round, PVC Edge	48 x 48 x 17	\$956
ACTBOW48RD-K	ARTS AND CRAFTS, Occasional Table, Wood Edge	48 x 48 x 17	\$1,032
ACTBOW48RD-M	ARTS AND CRAFTS, Occasional Table, Wood Edge	48 x 48 x 17	\$1,056

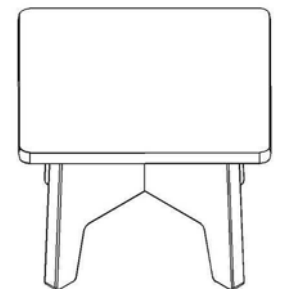


71-204

Standard includes for Bluto Table Series:

- Frame: veneer plywood
- Top: laminate with plywood edge
- Species: **K** Oak or **M** Maple
- Shipped assembled

Part Number	Description	D" x W" x H"	Price
BLTBCX2244-K	BLUTO, Coffee Table	22 x 44 x 16	\$722
BLTBCX2244-M	BLUTO, Coffee Table	22 x 44 x 16	\$754



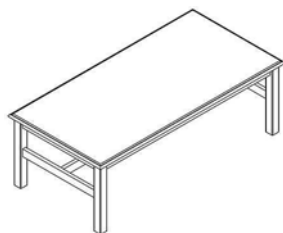
71-204

Part Number	Description	D" x W" x H"	Price
BLTBEX2222-K	BLUTO, End Table	22 x 22 x 16	\$540
BLTBEX2222-M	BLUTO, End Table	22 x 22 x 16	\$564



71-204

Part Number	Description	D" x W" x H"	Price
BLTBER2424-K	BLUTO, Round End Table	24 x 24 x 16	\$580
BLTBER2424-M	BLUTO, Round End Table	24 x 24 x 16	\$604



71-204

Standard includes for Cascade Table Series:

- Solid wood frame
- Top: laminate with solid wood nosing
- Species: **K** Oak or **M** Maple
- Shipped assembled

Part Number	Description	D" x W" x H"	Price
CSTBCX2448-K	CASCADE, Coffee Table	24 x 48 x 16	\$676
CSTBCX2448-M	CASCADE, Coffee Table	24 x 48 x 16	\$768



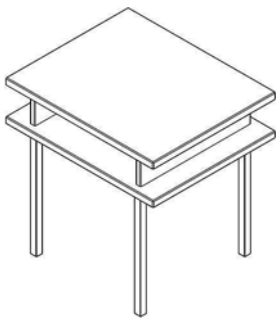
71-204

Part Number	Description	D" x W" x H"	Price
CSTBEX2121-K	CASCADE, End Table	21 x 21 x 22	\$544
CSTBEX2121-M	CASCADE, End Table	21 x 21 x 22	\$618
CSTBEX2424-K	CASCADE, End Table	24 x 24 x 16	\$570
CSTBEX2424-M	CASCADE, End Table	24 x 24 x 16	\$662



71-204

Part Number	Description	D" x W" x H"	Price
CSTBOX30RD-K	CASCADE, Occasional Table, 30 Round	30 x 30 x 16	\$698
CSTBOX30RD-M	CASCADE, Occasional Table, 30 Round	30 x 30 x 16	\$792
CSTBOX36RD-K	CASCADE, Occasional Table, 36 Round	36 x 36 x 16	\$828
CSTBOX36RD-M	CASCADE, Occasional Table, 36 Round	36 x 36 x 16	\$946

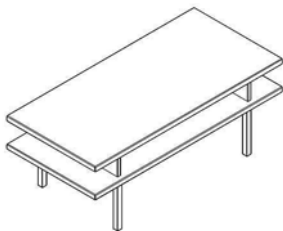


71-204

Standard includes for Hugo Table Series:

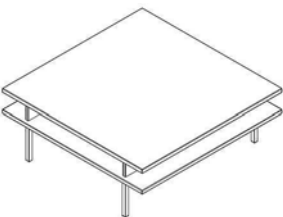
- Hardwood veneer plywood with matching PVC edge band
- Steel legs: silver powder coat
- Shipped assembled

Part Number	Description	D" x W" x H"	Price
HUTBEX2024-K	HUGO, End Table	20 x 24 x 24	\$708
HUTBEX2024-M	HUGO, End Table	20 x 24 x 24	\$738



71-204

Part Number	Description	D" x W" x H"	Price
HUTBCX2042-K	HUGO, Coffee Table, Rectangle	20 x 42 x 16	\$814
HUTBCX2042-M	HUGO, Coffee Table, Rectangle	20 x 42 x 16	\$846



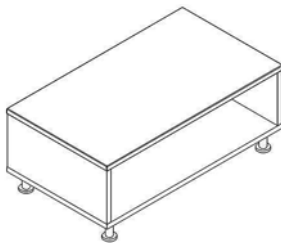
71-204

Part Number	Description	D" x W" x H"	Price
HUTBCX4242-K	HUGO, Coffee Table, Square	42 x 42 x 16	\$918
HUTBCX4242-M	HUGO, Coffee Table, Square	42 x 42 x 16	\$956



71-204

Part Number	Description	D" x W" x H"	Price
HUTBSU2060-K	HUGO, Storage Unit	20 x 60 x 33	\$1,444
HUTBSU2060-M	HUGO, Storage Unit	20 x 60 x 33	\$1,502

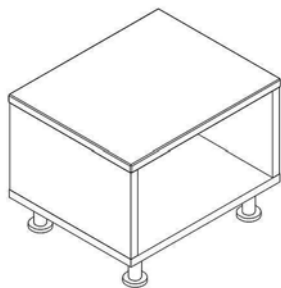


71-204

Standard includes for Lucy Table Series:

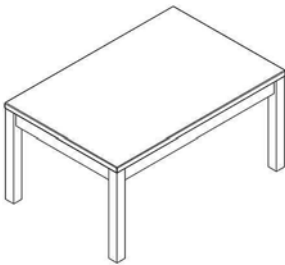
- Sides and bottom: hardwood veneer with PVC edge band
- Top: laminate with matching PVC edge band
- Species: **K** Oak or **M** Maple
- Wood or silver metal legs
- Shipped assembled

Part Number	Description	D" x W" x H"	Price
LUTBCW4224-K	LUCY, Coffee Table, Wood Foot	24 x 42 x 16	\$732
LUTBCW4224-M	LUCY, Coffee Table, Wood Foot	24 x 42 x 16	\$762
LUTBCX4224-K	LUCY, Coffee Table, Metal Foot	24 x 42 x 16	\$680
LUTBCX4224-M	LUCY, Coffee Table, Metal Foot	24 x 42 x 16	\$712



71-204

Part Number	Description	D" x W" x H"	Price
LUTBEW1822-K	LUCY, End Table, Wood Foot	18 x 22 x 16	\$610
LUTBEW1822-M	LUCY, End Table, Wood Foot	18 x 22 x 16	\$652
LUTBEX1822-K	LUCY, End Table, Metal Foot	18 x 22 x 16	\$578
LUTBEX1822-M	LUCY, End Table, Metal Foot	18 x 22 x 16	\$602

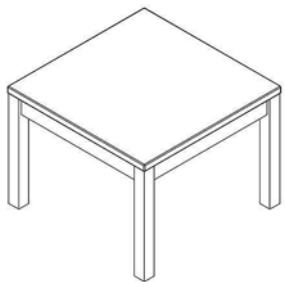


71-204

Standard includes for Ross Table Series:

- Post legs and frame: solid wood
- Top: laminate with matching PVC edge band
- Species: **K** Oak or **M** Maple
- Shipped assembled

Part Number	Description	D" x W" x H"	Price
ROTBXC2448-K	ROSS, Coffee Table	24 x 48 x 18	\$588
ROTBXC2448-M	ROSS, Coffee Table	24 x 48 x 18	\$612
ROTBEX2436-K	ROSS, Coffee Table	24 x 36 x 18	\$532
ROTBEX2436-M	ROSS, Coffee Table	24 x 36 x 18	\$556



71-204

Part Number	Description	D" x W" x H"	Price
ROTBEX2424-K	ROSS, End Table	24 x 24 x 18	\$504
ROTBEX2424-M	ROSS, End Table	24 x 24 x 18	\$530
ROTBEX3030-K	ROSS, End Table	30 x 30 x 18	\$532
ROTBEX3030-M	ROSS, End Table	30 x 30 x 18	\$556



71-204

Standard includes for Shaker Table Series:

- Frame: solid wood
- Top: laminate with matching PVC edge band
- Table shelf: veneer plywood with matching PVC edge band
- Species: **K** Oak or **M** Maple
- Shipped assembled

Part Number	Description	D" x W" x H"	Price
60TBCX2242-K	SHAKER (RH60), Coffee Table	22 x 42 x 17	\$960
60TBCX2242-M	SHAKER (RH60), Coffee Table	22 x 42 x 17	\$1,000



71-204

Part Number	Description	D" x W" x H"	Price
60TBEX1822-K	SHAKER (RH60), End Table	18 x 22 x 17	\$728
60TBEX1822-M	SHAKER (RH60), End Table	18 x 22 x 17	\$762
60TBEX2430-K	SHAKER (RH60), End Table	24 x 30 x 17	\$842
60TBEX2430-M	SHAKER (RH60), End Table	24 x 30 x 17	\$880
60TBEX3030-K	SHAKER (RH60), End Table	30 x 30 x 17	\$880
60TBEX3030-M	SHAKER (RH60), End Table	30 x 30 x 17	\$916

surface materials

Choices and more choices. We offer an expansive selection of surface materials with choices that fit just about any style.

Wood Finishes

Every RT London standard finish has a matching laminate. Custom finishes are also available.

Maple Finishes (M)

- 01** Natural on Maple
- 42** Cherry on Maple
- 60** Cocoa on Maple
- 76** Mocha on Maple

Oak Finishes (K)

- 02** Light on Oak
- 40** Medium on Oak

Laminate Finishes

Available on Respond, Essix and Solo

- A4** Natural Maple
- A7** Medium Oak
- A8** Cocoa Maple
- B2** Cherry Maple

Seating Upholstery

Core (Recycled)

Base Grade Fabric 45,000 DR

FAB-9113311	Burst	FAB-9113355	Firey	FAB-9113388	Rubio	FAB-9113421	Spritz
FAB-9113322	Dune	FAB-9113366	Hydra	FAB-9113399	Seed	FAB-9113432	Tide
FAB-9113333	Electric	FAB-9113377	Macro	FAB-9113410	Shale	FAB-9113443	Vital
FAB-9113344	Eve						

Expo

Base Grade Fabric 102,000 DR

9089790	Festive	9092620	Lemon	9086834	Sky	9087725	Tuxedo
9086801	Fog	9092664	Oasis	9092675	Spirit	9086845	Viola
9086812	Latte	9092642	Raspberry	9092653	Sprout	9092631	Zest
9086823	Leaf						

Perk

Base Grade Fabric 102,000 DR

9076021	Auburn	9075922	Crimson	9075933	Flint	9076010	Regal
9075999	Cabana	9075988	Dijon	9076032	Patriot	9075944	Sesame
9076054	Cedar	9079761	Ebony	9076043	Pewter	9075955	Walnut

Sherpa (Wind Power)

Base Grade Fabric 250,000 DR

531	Academy Blue	536	Dark Blue	562	Hunter	537	Navy
301	Amber	300	Gargoyle	436	Indigo	307	Rosewood
306	Autumn	888	Garnet	462	Ivy League	538	Royal
650	Billard	585	Grape	564	Jade	576	Scarlet
520	Black	521	Grey Heather	971	Mahogany	304	Sparkler
541	Brown Haze	522	Grey Mix	582	Maroon	430	Special Blue
486	Cardinal	310	Hudson Bay	527	Mauve	853	Viola
897	Concord						

Seating Upholstery

Shire (Wind Power)

Base Grade Fabric

250,000 DR

974	Aqueduct	743	Country	210	Ink	339	Pesto
975	Aristocrat	629	Espresso	736	Lobelia	664	Pine
612	Ascot	323	Fossil	326	Marigold	871	Red Rose
676	Black Cherry	978	Garden	982	Mariner	322	Sesame
623	Black Marble	340	Grey Lilac	620	Midnight	316	Steel Blue
976	Bricktown	622	Greystone	324	Nectar	325	Tiger Lily
654	Commodore	613	Heath	343	Oxford	630	Titan Blue
977	Cordon Bleu	981	Hopsack	317	Patina	315	Tuscan Blue

Woodford

Base Grade Vinyl

200,000 DR

FAB-WO-545	Black	FAB-WO-540	Burgundy	FAB-WO-531	Doe	FAB-WO-539	Light Grey
FAB-WO-543	Blueberry	FAB-WO-542	Charcoal	FAB-WO-541	Espresso	FAB-WO-534	Parchment
FAB-WO-533	Bone	FAB-WO-538	Chestnut	FAB-WO-532	Hopfen	FAB-WO-536	Saddle
FAB-WO-530	Bright White	FAB-WO-537	Dark Brown	FAB-WO-544	Hunter Green	FAB-WO-535	Tan

Ace

Grade 1 Fabric

100,000 DR

9104368	Bisque	9104412	Dark	9104445	Hot	9104478	Scarlet
9104379	Cadet	9104423	Dream	9104456	Pesto	9104489	Trail
9104390	Calico	9104434	Engine	9104467	Regal	9104500	Tuxedo
9104401	Carbon						

Axis (Recycled)

Grade 1 Fabric

90,000 DR

9102707	Denim	9102729	Noir	9102773	Summer	9102762	Willow
9102718	Grove	9102740	Paprika	9102751	Truffle		

Seating Upholstery

Cinch

Grade 1 Fabric

100,000 DR

9100947	Aristocrat	9100991	Eco	9101024	Par	9101057	Snap
9100958	Black	9101002	Honest	9101035	Root	9101068	Totem
9100969	Camel	9101013	Navy	9101046	Silver	9101079	Zeal
9100980	Cool						

Context (Recycled)

Grade 1 Fabric

100,000 DR

9106095	Cement	9106117	Jam	9106139	Mulberry	9106161	Twig
9106106	Fall Song	9106128	Lake	9106150	Refresh		

Gauge

Grade 1 Fabric

102,000 DR

9102256	Admiral	9102300	Cardinal	9102333	Decaf	9102366	Pesto
9102267	Adrift	9102311	Chinos	9102344	Offshore	9102377	Plum
9102278	Alumina	9102322	Cocoa	9102355	Oxide	9102388	Sizzle
9102289	Bronze						

Jargon

Grade 1 Fabric

90,000 DR

9106348	Cayenne	9106370	Kale	9106392	Peacock	9106414	Spiffy
9106359	Coconut	9106381	Nautica	9106403	Russet		

Knack

Grade 1 Fabric

51,000 DR

FAB-9113223	Brisk	FAB-9113245	Reed	FAB-9113267	Teak	FAB-9113289	Zing
FAB-9113234	Fresco	FAB-9113256	Sax	FAB-9113278	Zest		

Seating Upholstery

Moda

Grade 1 Fabric 102,000 DR

9106260	Agave	9106282	Derby	9106304	Onyx	9106326	Tabasco
9106271	Anthem	9106293	Medal	9106315	Shiraz		

Open House (100% Recycled)

Grade 1 Fabric 250,000 DR

2020	Amber	2093	Fossil	2052	Henna	2021	Pumpkin
2035	Angora	2084	Geranium	2094	Lapis	2026	Quarry Blue
2053	Asteroid	2090	Goldenrod	2025	Midnight	2014	Red Delicious
2036	Aubergine	2049	Goose	2044	Mulberry	2034	Straw
2045	Cobalt	2079	Graphite	2016	Onyx	2085	Thistle
2083	Coffee Bean	2087	Green Apple	2022	Pine Needle	2028	Willow
2050	Cumin	2048	Green Olive	2091	Poppy	2027	Wolf
2051	Deep Water						

Ratio

Grade 1 Fabric 100,000 DR

9104522	Hickory	9104566	Night	9104599	Sage	9104632	Storm
9104533	Lagoon	9104577	Port	9104610	Sapphire	9104643	Viola
9104544	Lapis	9104588	Pumpkin	9104621	Star	9104654	Wasabi
9104555	Nickel						

Tangent

Grade 1 Fabric 100,000 DR

9106172	Amber	9106194	Garland	9106216	Roulette	9106238	Toast
9106183	Chambray	9106205	Metal	9106227	Sun-Dried		

Balance (Permaplok3/Silverguard)

Grade 2 Vinyl 100,000 DR

FAB-1100003	Aloe	FAB-1100005	Biscotti	FAB-1100004	Pool
FAB-1100002	Auburn	FAB-1100001	Glow	FAB-1100000	Toast

Seating Upholstery

Fast Track (Recycled/ InCase)

Grade 2 Fabric 30,000 DR

FAB-1006524 Beige	FAB-1006527 Jade	FAB-1006528 Olive	FAB-1006529 Wave
FAB-1006526 Clay	FAB-1006525 Mustard	FAB-1006530 Slate	

Focal Point (Recycled/ InCase)

Grade 2 Fabric 45,000 DR

FAB-1006535 Cobalt	FAB-1006532 Harvest	FAB-1006537 Mocha	FAB-1006536 Ruby
FAB-1006533 Fern	FAB-1006531 Khaki	FAB-1006534 Ocean	

Form (Recycled/ InCase)

Grade 2 Fabric 100,000 DR

FAB-9113740 Amber	FAB-9113894 Hide	FAB-9113795 Mango	FAB-9113817 Sequoia
FAB-9113751 Brunette	FAB-9113773 Honey	FAB-9113806 Marine	FAB-9113828 Shiraz
FAB-9113762 Cedar	FAB-9113784 Kiwi		

Impact (Recycled)

Grade 2 Fabric 114,000 DR

9089430 Brazen	9089463 Eggplant	9089496 Putty	9089518 Serene
9089441 Chocolate	9089474 Grotto	9089507 Relic	9089540 Sprout
9089452 Crimson	9089485 Indigo	9089529 Sesame	9089551 Stark

Level (Permablok3/ Silverguard)

Grade 2 Vinyl 100,000 DR

FAB-1100028 Brass	FAB-1100030 Eclipse	FAB-1100027 Level	FAB-1100024 Oyster
FAB-1100025 Desert	FAB-1100029 Latte	FAB-1100026 Opal	FAB-1100006 Phantom

Livewire (Recycled/ InCase)

Grade 2 Fabric 40,000 DR

FAB-1006556 Blaze	FAB-1006552 Golden	FAB-1006555 Shoreline	FAB-1006553 Willow
FAB-1006557 Chestnut	FAB-1006558 Jet	FAB-1006554 Spa	

Seating Upholstery

Quadrant (Recycled/ InCase)

Grade 2 Fabric 45,000 DR

FAB-1006538	Clay	FAB-1006541	Rust	FAB-1006539	Sky	FAB-1006543	Warm Glow
FAB-1006544	Eclipse	FAB-1006540	Sage	FAB-1006542	Valley		

Refresh (Permalok3/ Silverguard)

Grade 2 Vinyl 100,000 DR

FAB-1100018	Avacado	FAB-1100016	Cinnamon	FAB-1100012	Ivory	FAB-1100021	Navy
FAB-1100015	Bronze	FAB-1100023	Coffee	FAB-1100022	Midnight	FAB-1100014	Smoke
FAB-1100019	Charcoal	FAB-1100017	Herb	FAB-1100013	Natural	FAB-1100020	Splash

Tangle (Recycled/ InCase)

Grade 2 Fabric 45,000 DR

FAB-1006549	Berry	FAB-1006548	Indigo	FAB-1006546	Natural	FAB-1006545	Sand
FAB-1006550	Chocolate	FAB-1006547	Moss	FAB-1006551	Nightfall		

Unwind (Permalok3/ Silverguard)

Grade 2 Vinyl 100,000 DR

FAB-1100007	Angora	FAB-1100008	Caramel	FAB-1100011	Oasis
FAB-1100009	Apricot	FAB-1100010	Fern		

Vintage

Grade 2 Vinyl 50,000 DR

SVI-001	Ale	SVI-005	English Toffee	SVI-009	Old Country	SVI-013	Sherry
SVI-002	Chamois	SVI-006	Midnight	SVI-010	Paprika	SVI-014	Tobacco
SVI-003	Coal	SVI-007	Moss	SVI-011	Port	SVI-015	Wicker
SVI-004	Cypress	SVI-008	Old Bronze	SVI-012	Pretzel		

Seating Upholstery

Arc (InCase/Recycled)

Grade 3 Fabric 51,000 DR

FAB-6569 Lagoon **FAB-6572** Pacific **FAB-6567** Paprika **FAB-6565** Rainforest
FAB-6571 Marsh

Bella (Crypton)

Grade 3 Fabric 50,000 DR

1005212 Basil **1005210** Chive **1005219** Persimmon **1005216** Storm
1005257 Beige **1005213** Ibiza **1005221** Sepia **1005217** Toast
1005214 Buff **1005220** Latte **1005215** Smoke **1005218** Toffee
1005222 Chili **1005211** Mascarpone

Bianca (Crypton)

Grade 3 Fabric 100,000 DR

1005223 Blood Orange **1005230** Fawn **1005231** Russet **1005232** Sprig
1005227 Buff **1005226** Herb **1005225** Sea Mist **1005229** Star Fruit
1005228 Camel **1005234** Ink **1005224** Snow **1005235** Winter
1005233 Chestnut

Bijou (Crypton)

Grade 3 Fabric 100,000 DR

1005246 Black Pearl **1005250** Chestnut **1005252** Ivy **1005248** Sprig
1005247 Blood Orange **1005249** Fawn **1005255** Majesty **1005237** Star Fruit
1005245 Buff **1005251** Garnet **1005253** Russet **1005244** Storm
1005239 Butterscotch **1005238** Herb **1005240** Sea Mist **1005243** Terra
1005256 Cadet **1005254** Ink **1005241** Snow **1005236** Tropic
1005242 Camel

Compass (Greenshield/ Eco-intelligent)

Grade 3 Fabric 100,000 DR

FAB-6578 Blue **FAB-6575** Fern **FAB-6579** Rosewood **FAB-6580** Stream
FAB-6577 Brown Sugar **FAB-6581** Plum **FAB-6574** Sandpiper

Seating Upholstery

Flux (Crypton)

Grade 3 Fabric 100,000 DR

1005198	Biscuit	1005205	Copper	1005196	Gecko	1005199	Maple
1005208	Cabernet	1005206	Danube	1005200	Ivy	1005202	Nugget
1005578	Cayenne	1005209	Dutch Boy	1005203	Jadeite	1005201	Tempest
1005204	Coffee	1005207	Ebony	1005197	Leaf		

Freehand (InCase/ Recycled)

Grade 3 Fabric 59,000 DR

FAB-6589	Bark	FAB-6586	Eggplant	FAB-6588	Madrona	FAB-6583	Shiraz
FAB-6587	Dune	FAB-6585	Field	FAB-6582	Midnight		

Modulation (Greenshield/ Recycled)

Grade 3 Fabric 100,000 DR

FAB-6596	Cadet	FAB-6594	Maple	FAB-6590	Shore	FAB-6592	Wave
FAB-6599	Hollyberry	FAB-6593	Pumice	FAB-6597	Walnut		

Slide Rule (Greenshield/ Recycled)

Grade 3 Fabric 50,000 DR

FAB-6612	Carbon	FAB-6609	Cobalt	FAB-6608	Glass	FAB-6606	Prairie
FAB-6611	Chocolate	FAB-6605	Fog	FAB-6607	Meadow		

Tracing (InCase/ Recycled)

Grade 3 Fabric 57,000 DR

FAB-6632	Amazon	FAB-6627	Bermuda	FAB-6633	Obsidian	FAB-6631	Yacht Blue
FAB-6628	Autumn	FAB-6630	Holiday	FAB-6626	Sage		

Seating Upholstery

Vario (InCase)

Grade 3 Fabric

141,000 DR

FAB-9109912	Aloe	FAB-9109945	Calico	FAB-9112134	Macchiato	FAB-9112123	Pacific
FAB-9109923	Aubergine	FAB-9109956	Cranberry	FAB-9109978	Metal	FAB-9110000	Pool
FAB-9109934	Blazer	FAB-9109967	Linen	FAB-9109989	Nightlife		

Venue (InCase)

Grade 3 Fabric

120,000 DR

FAB-9110033	Blackstone	FAB-9110055	Radish	FAB-9110066	Sesame	FAB-9110085	Truffle
FAB-9110044	Granny Smith	FAB-9110011	Scarlet	FAB-9110077	Tory	FAB-9110095	Wave
FAB-9112156	Gulf Stream	FAB-9112145	Scorch				

Enviroleather

Grade 4 (PVC-Free)

200,000 DR

FAB-932	Adobe	FAB-926	Daybreak	FAB-921	Meadow Mist	FAB-930	Pumpkin
FAB-927	Autumn	FAB-931	Desert	FAB-939	Misty Gray	FAB-948	Sherwood
FAB-938	Bark	FAB-940	Flagstone	FAB-946	Mushroom	FAB-937	Smokewood
FAB-934	Beet	FAB-950	Fir	FAB-936	Navy	FAB-960	Storm
FAB-945	Bermuda	FAB-956	Grapevine	FAB-924	Olive	FAB-929	Toasted Almond
FAB-951	Black	FAB-949	Grasshopper	FAB-922	Peark	FAB-943	Turquoise
FAB-925	Buttercup	FAB-944	Jamaica	FAB-942	Pewter	FAB-933	Tuscan
FAB-935	Cactus	FAB-952	Juniper	FAB-920	Pineapple	FAB-930	Wheat
FAB-941	Camel	FAB-947	Lagoon	FAB-961	Plum	FAB-959	Wine
FAB-923	Crabapple						

Seating Upholstery

Eco Intelligent	Produced using antimony-free polyester and fully optimized dye chemistry. Designed for safe, perpetual recycling.
Recycled	Recycled fabrics contain up to 85% post-consumer product and up to 15% post-individual product.
Wind Power	Woven with the energy generated by wind power, a 100% alternative energy source.
Permablok3	A proven vinyl protective coating that's engineered to create a tough, effective barrier against germs, abrasion and stains in high-use environments.
InCase	Fabric protection engineered to provide stain protection and cleanability using Silver Ion Technology, an anti-microbial protecting against odors and germs. Certified Cradle to Cradle Base and Indoor Advantage Gold.
Silverguard	The elemental protection of silver is an antimicrobial agent. It is safe and efficient in diminishing odors, protecting freshness and extending the life cycle of a product by attacking the bacteria and other destructive microorganisms.
Crypton Super Fabrics	Engineered with a patented process that makes them the only textiles that are stain, water and bacteria resistant. Crypton's breathable moisture barrier is integrated into the fabric, ensuring permanent protection.
Greenshield	A patented, nano-particle based, reduced environmental impact soil and stain protective finish. Greenshield's unique chemical architecture is comprised of spherical particles that deliver water and stain repellency.

Custom Furniture - Simplified

If our standard surface materials don't offer what you are looking for, we've made it easy to customize a solution

CSM Fabrics

Customer Specified Material. Still looking for the perfect fabric? We've made graded in easy. Simply let your sales representative or Customer Service know what fabric you would like on your furniture and we will grade it in. Pricing will vary depending on the fabric cost. Once fabric is approved, we handle procuring the necessary yardage for your furniture.

COM Fabrics

Customer's Own Material. Contact Customer Service to arrange your own fabric on our lounge and seating products. We can provide you with the yardage that is required and you have fabric shipped directly to one of our manufacturing plants. We ask that a sample be sent to us so we can make sure it will work on our lounge or seating products. Once the fabric has been approved, we will notify you that we can proceed with accepting your fabric and producing your order. For COM pricing, use the Price Grade 1 upgrade.

CAL 133

California Technical Bulletin 133. CAL133 is a standard for public buildings or public assembly areas that have areas containing 10 or more pieces of seating. Our products are easily modified to comply with CAL 133 testing. Contact Customer Service for pricing to add CAL 133 backing material to your own fabric or one of ours. After the order is placed, we handle the rest.

Custom Finishes

Our standard wood finishes offer a wide variety, however we offer custom finishes to meet the design needs of our customers. Many of our most popular finishes started out as custom colors. Contact Customer Service to discuss our custom finish capabilities.