


Built to last, with clean lines and mixed materials, the Brady communal table is made for busy spaces, anywhere people gather.

Brady
Tables



Brady



features

- 1.5" solid maple top with eased edge, or;
- 1.5" laminate top with Baltic Birch core and exposed edges.
- 14-gauge steel base.
- Carved-out table top profile seamlessly integrates wood and steel.
- Solid wood top comes with antimicrobial top coat.
- Nylon glides
- Available in 24", 30", and 36" depth, and 48", 60", 72", 84", and 94" width (24"d x 48"w only available in 30" dining height).
- Available in bar, counter, and dining height.
- Counter height and bar height tables feature footrest.

statement of line




Dining Height

Counter Height

Bar Height

wood finish



Natural Maple

Chestnut Maple


Cocoa Maple

Cinnamon Noche Maple

Driftwood Maple

Maduro Maple

laminate finish



Oak

Natural Maple

Chestnut Maple

Cocoa Maple

Cinnamon Noche Maple

Driftwood Maple

Maduro Maple

Slate

Linen

metal finish



Black Wrinkle

Gloss Black

Silver

Soft White

Color Disclaimer

Please order actual material samples for specifying purposes. Color accuracy is not guaranteed with these images.