



GSA Approved | 71-204

Tip: desk height aligns with the fixed shelf of organizer to extend work surface.

Standard includes:

- Worksurface: laminate with matching PVC edge band
- Standard Finishes
- T-legs: steel, silver powder coat
- Shipped ready to assemble
- Designed to align with fixed shelves on bookcases

Options available:

- Premium Finishes

Part Number	Description	D" x W" x H"	Price
ALDEQL46-Y	ALCOVE, Nesting Desk, Silver leg	24 x 46 x 29	\$625



GSA Approved | 71-204

Standard includes:

- Case: veneer plywood with matching PVC edge band
- Standard Finishes
- Top: laminate with matching PVC edge band
- Box/ File
- Casters- 2 locking, 2 non-locking: black plastic
- 3/4 extension epoxy coated drawer slides
- Integral pulls
- Shipped assembled

Options available:

- Premium Finishes

Part Number	Description	D" x W" x H"	Price
ALPEM320-Y	ALCOVE, Mobile Pedestal, BF	20 x 16 x 23	\$573



GSA Approved | 71-204

Standard includes:

- Veneer plywood with matching PVC edge band
- Standard Finishes
- Closed back
- Shipped assembled

Options available:

- Premium Finishes

Part Number	Description	D" x W" x H"	Price
ALUB1X21-Y	ALCOVE, Under Bed Open Box	22 x 21 x 12	\$379



GSA Approved | 71-204

Standard includes:

- Veneer plywood with matching PVC edge band
- Standard Finishes
- Cable management cutouts
- Fixed open shelf
- Shipped assembled

Options available:

- Premium Finishes

Part Number	Description	D" x W" x H"	Price
ALNSND17-Y	ALCOVE, Nightstand	12 x 17 x 18	\$326



GSA Approved | 71-204

Standard includes:

- Veneer plywood with matching PVC edge band
- Standard Finishes
- Three equal sized drawers with 3/4 extension epoxy coated drawer slides
- Integral pulls
- Shipped assembled

Options available:

- Premium Finishes

Part Number	Description	D" x W" x H"	Price
ALDR3X30-Y	ALCOVE, Chest, 3-Drawer	22 x 30 x 36	\$1,186



GSA Approved | 71-204

Standard includes:

- Veneer plywood with matching PVC edge band
- Standard Finishes
- Six equal sized drawers with 3/4 extension epoxy coated drawer slides
- Integral pulls
- Shipped assembled

Options available:

- Premium Finishes

Part Number	Description	D" x W" x H"	Price
ALDR6X60-Y	ALCOVE, Chest, 6-Drawer	22 x 60 x 36	\$2,077



GSA Approved | 71-204

Standard includes:

- Veneer plywood with matching PVC edge band
- Standard Finishes
- Coat rod: chrome
- Coat hook on inside of door
- Fixed shelf above rod on full door unit, only
- Drawers, if specified: 3/4 extension epoxy coated slides, integral pulls
- Contemporary loop pulls on doors: silver
- Cable management grommet in back panel
- Shipped assembled

Options available:

- Premium Finishes

Part Number	Description	D" x W" x H"	Price
ALWABP30-Y	ALCOVE, Wardrobe, 2 Door	22 x 30 x 72	\$1,410



GSA Approved | 71-204

Tip: mattress sizes (Not Included)- Twin 36" x 80", Full 54" x 80", Queen 60" x 80"

Standard includes:

- Solid hardwood posts and rails
- Species: **K** Oak or **M** Maple
- Deck: 3-piece wood
- Standard Finishes
- Shipped ready to assemble

Options available:

- Premium Finishes

Part Number	Description	D" x W" x H"	Price
60BE3W4084-K	SHAKER (RH60), Bed, 3-Piece Deck, Twin, Uses Mattress Sized 36" x 80" - Not Included	40 x 84 x 37	\$1,526
60BE3W4084-M	SHAKER (RH60), Bed, 3-Piece Deck, Twin, Uses Mattress Sized 36" x 80" - Not Included	40 x 84 x 37	\$1,534
60BE3W5884-K	SHAKER (RH60), Bed, 3-Piece Deck, Full, Uses Mattress Sized 54" x 80" - Not Included	58 x 84 x 37	\$1,649
60BE3W5884-M	SHAKER (RH60), Bed, 3-Piece Deck, Full, Uses Mattress Sized 54" x 80" - Not Included	58 x 84 x 37	\$1,649
60BE3W6484-K	SHAKER (RH60), Bed, 3-Piece Deck, Queen, Uses Mattress Sized 60" x 80" - Not Included	64 x 84 x 37	\$1,657
60BE3W6484-M	SHAKER (RH60), Bed, 3-Piece Deck, Queen, Uses Mattress Sized 60" x 80" - Not Included	64 x 84 x 37	\$1,657



GSA Approved | 71-204

Standard includes:

- Desk case: solid hardwood with veneer plywood panels
- Worksurface: laminate with solid wood edges
- Drawer front: solid wood
- Standard Finishes
- Combination computer/ pencil drawer with 3/4 extension epoxy coated drawer slides, if selected
- 3/4 height modesty panel
- Dry-fit construction
- Shipped assembled

Options available:

- Premium Finishes

Part Number	Description	D" x W" x H"	Price
60DEAZ42-Y	SHAKER (RH60), Desk, Slab Leg	24 x 42 x 30	\$1,117
60DEAZ48-Y	SHAKER (RH60), Desk, Slab Leg	24 x 48 x 30	\$1,183
60DEBD42-Y	SHAKER (RH60), Desk, Slab Leg, Full Width Combination Drawer	24 x 42 x 30	\$1,407
60DEBD48-Y	SHAKER (RH60), Desk, Slab Leg, Full Width Combination Drawer	24 x 48 x 30	\$1,470



GSA Approved | 71-204

Standard includes:

- Desk case: solid hardwood with veneer plywood panels
- Worksurface: laminate with solid wood edges
- Drawer fronts: solid wood
- Standard Finishes
- Box/ Box/ File
- 3/4 extension epoxy coated drawer slides
- Integral pulls
- Dry-fit construction
- Shipped assembled

Options available:

- Premium Finishes

Part Number	Description	D" x W" x H"	Price
60DEBG42-Y	SHAKER (RH60), Desk, Slab Leg, BBF	24 x 42 x 30	\$1,685
60DEBG48-Y	SHAKER (RH60), Desk, Slab Leg, BBF	24 x 48 x 30	\$2,069
60DEBK42-Y	SHAKER (RH60), Desk, Slab Leg, BBF, Computer Drawer	24 x 42 x 30	\$1,876
60DEBK48-Y	SHAKER (RH60), Desk, Slab Leg, BBF, Computer Drawer	24 x 48 x 30	\$2,234



GSA Approved | 71-204

Standard includes:

- Case: solid hardwood with veneer plywood panels
- Top: laminate with solid wood edges
- Drawer fronts: solid wood
- Standard Finishes
- Box/ File
- 3/4 extension epoxy coated drawer slides
- Integral pulls
- Casters, non-locking: black plastic
- Dry-fit construction
- Shipped assembled

Options available:

- Premium Finishes

Part Number	Description	D" x W" x H"	Price
60PE1X22-Y	SHAKER (RH60), Mobile Pedestal, BF, Casters	22 x 16 x 25	\$993



GSA Approved | 71-204

Standard includes:

- Case: solid hardwood with veneer plywood panels
- Top: laminate with solid wood edges
- Drawer fronts: solid wood
- Standard Finishes
- Box/ File or Box/ Box/ File configuration
- 3/4 extension nylon drawer slides
- Integral pulls
- Dry-fit construction
- Shipped assembled

Options available:

- Premium Finishes

Part Number	Description	D" x W" x H"	Price
60PEM122-Y	SHAKER (RH60), Movable Pedestal, BF	22 x 16 x 25	\$1,035
60PEM322-Y	SHAKER (RH60), Movable Pedestal, BBF	22 x 17 x 28	\$1,191



GSA Approved | 71-204

Standard includes:

- Case: solid hardwood with veneer plywood panels
- Top: laminate with solid wood edges
- Drawer fronts: solid wood
- Standard Finishes
- 3/4 extension epoxy coated drawer slides
- Integral pulls
- Dry-fit construction
- Shipped assembled

Options available:

- Premium Finishes

Part Number	Description	D" x W" x H"	Price
60DR3X30-Y	SHAKER (RH60), Chest, 3-Drawer	24 x 30 x 30	\$1,570
60DR4X30-Y	SHAKER (RH60), Chest, 4-Drawer	24 x 30 x 39	\$2,186
60DR6X30-Y	SHAKER (RH60), Chest, 6-Drawer	24 x 30 x 46	\$2,582



GSA Approved | 71-204

Standard includes:

- Case: solid veneer plywood
- Top: laminate with matching PVC edge band
- Standard Finishes
- Nest or stack 5-high
- Integrated safety connector clip at rear
- 3/4 extension epoxy coated drawer slides
- Integral pull
- Dry-fit construction
- Shipped assembled

Options available:

- Premium Finishes

Part Number	Description	D" x W" x H"	Price
60DR1A26-Y	SHAKER (RH60), Single Drawer Stacker	24 x 26 x 10	\$580



GSA Approved | 71-204

Standard includes:

- Case: solid hardwood with veneer plywood panels
- Top: laminate with solid wood edges
- Standard Finishes
- Adjustable shelf
- Dry-fit construction
- Shipped assembled

Options available:

- Premium Finishes

Part Number	Description	D" x W" x H"	Price
60BK1S1230-Y	SHAKER (RH60), Bookcase, 1-Shelf	12 x 30 x 30	\$950
60BK1S1236-Y	SHAKER (RH60), Bookcase, 1-Shelf	12 x 36 x 30	\$974
60BK1S1630-Y	SHAKER (RH60), Bookcase, 1-Shelf	16 x 30 x 30	\$985
60BK1S1636-Y	SHAKER (RH60), Bookcase, 1-Shelf	16 x 36 x 30	\$953



GSA Approved | 71-204

Standard includes:

- Case: solid hardwood with veneer plywood panels
- Top: laminate with solid wood edges
- Drawer front: solid wood
- Standard Finishes
- 3/4 extension epoxy coated drawer slides
- Integral pull
- Dry-fit construction
- Shipped assembled

Options available:

- Premium Finishes

Part Number	Description	D" x W" x H"	Price
60NS1D19-Y	SHAKER (RH60), Night Stand, 1-Drawer	21 x 19 x 26	\$992



GSA Approved | 71-204

Standard includes:

- Case: solid hardwood with veneer plywood panels
- Top: plywood with solid wood edges
- Drawer fronts: solid wood
- Standard Finishes
- Drawers have 3/4 extension epoxy coated slides, if specified
- Closet rod
- Hook on inside of door
- Integral pulls
- Dry-fit construction
- Shipped assembled

Options available:

- Mirror
- Tower bar
- Premium Finishes

Part Number	Description	D" x W" x H"	Price	Mirror	TwlBar
60WAAI42-Y	SHAKER (RH60), Wardrobe, Closet Rod, Hook, 4-Drawer Split	24 x 42 x 74	\$4,176	+\$50	+\$88
60WABP36-Y	SHAKER (RH60), Wardrobe, Closet Rod, Hook, 2 Door	24 x 36 x 74	\$3,004	+\$50	+\$88



GSA Approved | 71-204

Standard includes:

- Case: solid hardwood with veneer plywood panels
- Top: laminate with solid wood edges
- Door fronts: solid wood
- Standard Finishes
- Open shelf with cable management grommet in back panel
- Adjustable shelf behind doors
- Integral pulls
- Dry-fit construction
- Shipped assembled

Options available:

- Premium Finishes

Part Number	Description	D" x W" x H"	Price
60TVT136-Y	SHAKER (RH60), TV Stand, 2 Door, DVD Shelf	25 x 36 x 30	\$1,786



GSA Approved | 71-204

Standard includes:

- Case: solid hardwood with veneer plywood panels
- Top: plywood with solid wood edges
- Door fronts: solid wood
- Standard Finishes
- Slim shelf at top with cable management grommet in back
- Fixed height TV shelf with cable management grommet in back
- Adjustable shelf behind doors
- Integral pulls
- Dry-fit construction
- Shipped assembled

Options available:

- Premium Finishes

Part Number	Description	D" x W" x H"	Price
60TVE136-Y	SHAKER (RH60), Entertainment Center, Fixed Shelf, 2 Doors	24 x 36 x 60	\$2,480



GSA Approved | 71-204

Tip: mattress sizes (Not Included) - Twin 39" x 80",
Full 54" x 80", Queen 60" x 80", King 76" x 80"

Standard includes:

- Bed: solid wood posts with veneer plywood panels and rails: Maple
- Standard Finishes
- Platform style bed
- Deck: 3-piece wood
- Shipped ready to assemble

Options available:

- Premium Finishes

Part Number	Description	D" x W" x H"	Price
WWBE3E4083-M	WESTWOOD, Bed, Twin XL, Uses Mattress Sized 39" x 80" - Not Included	42 x 83 x 41	\$1,307
WWBE3E5883-M	WESTWOOD, Bed, Full XL, Uses Mattress Sized 54" x 80" - Not Included	57 x 83 x 41	\$1,730
WWBE3E6483-M	WESTWOOD, Bed, Queen, Uses Mattress Sized 60" x 80" - Not Included	63 x 83 x 41	\$1,954
WWBE3E8283-M	WESTWOOD, Bed, King, Uses Mattress Sized 76" x 80" - Not Included	79 x 83 x 41	\$2,493



GSA Approved | 71-204

Standard includes:

- Headboard: solid wood posts with veneer plywood panels and rails: Maple
- Standard Finishes
- Mounts on wall

Options available:

- Premium Finishes

Part Number	Description	D" x W" x H"	Price
WWHBDX0340-M	WESTWOOD, Twin Headboard, Wall Mounted	42 x 3 x 34	\$536
WWHBDX0358-M	WESTWOOD, Full Headboard, Wall Mounted	57 x 3 x 34	\$672
WWHBDX0364-M	WESTWOOD, Queen Headboard, Wall Mounted	63 x 3 x 34	\$694
WWHBDX0382-M	WESTWOOD, King Headboard, Wall Mounted	79 x 3 x 34	\$808



GSA Approved | 71-204

Standard includes:

- Frame: solid hardwood: Maple
- Worksurface: laminate with matching PVC edge band
- Standard Finishes
- Shipped assembled

Options available:

- Premium Finishes

Part Number	Description	D" x W" x H"	Price
WWDEAA2444-M	WESTWOOD, Desk, Laminate Top	23 x 44 x 30	\$1,393



GSA Approved | 71-204

Standard includes:

- Case: solid hardwood frame with veneer panel inserts: Maple
- Top: laminate with PVC edge band
- Standard Finishes
- Box/ Box/ File
- Full extension steel ball bearing slides
- Black metal pulls
- Shipped assembled

Options available:

- Premium Finishes

Part Number	Description	D" x W" x H"	Price
WWPEM323-M	WESTWOOD, Movable Pedestal, BBF	23 x 18 x 30	\$1,464



GSA Approved | 71-204

Standard includes:

- Case: solid hardwood frame with veneer panel inserts: Maple
- Top: laminate with matching PVC edge band
- Standard Finishes
- Full extension steel ball bearing slides
- Black metal pulls
- Shipped assembled

Options available:

- Premium Finishes

Part Number	Description	D" x W" x H"	Price
WWNS1D18-M	WESTWOOD, Night Stand, 1-Drawer	17 x 18 x 24	\$1,083
WWNS2D18-M	WESTWOOD, Night Stand, 2-Drawer	17 x 18 x 24	\$1,253



GSA Approved | 71-204

Standard includes:

- Case: solid hardwood frame with veneer panel inserts: Maple
- Top: laminate with matching PVC edge band
- Standard Finishes
- Full extension steel ball bearing slides
- Black metal pulls
- Shipped assembled

Options available:

- Premium Finishes

Part Number	Description	D" x W" x H"	Price
WWDR3X32-M	WESTWOOD, Chest, 3-Drawer	23 x 32 x 34	\$1,558
WWDR6X60-M	WESTWOOD, Chest, 6-Drawer	23 x 61 x 34	\$2,433
WWTVT332-M	WESTWOOD, Chest, 3-Drawer with Media Shelf	23 x 32 x 42	\$1,823



GSA Approved | 71-204

Standard includes:

- Solid hardwood frame with veneer: Maple
- Standard Finishes
- Full extension steel ball bearing slides
- Black metal pulls
- Cable management grommet in back
- Coat rod: chrome
- Shipped assembled

Options available:

- Premium Finishes

Part Number	Description	D" x W" x H"	Price
WWWACG38-M	WESTWOOD, Wardrobe, 2 Door, 2-Drawer	23 x 38 x 72	\$2,643



GSA Approved | 71-204

Standard includes:

- Case: solid hardwood frame with veneer panel inserts: Maple
- Shelves: wood veneer with matching PVC edge band
- Standard Finishes
- Fixed shelves
- Cutouts for cable management with grommet in back
- Shipped assembled

Options available:

- Premium Finishes

Part Number	Description	D" x W" x H"	Price
WWBK4S27-M	WESTWOOD, Bookcase, 4-Shelf, 27" w	17 x 27 x 60	\$1,471
WWBK5S27-M	WESTWOOD, Bookcase, 5-Shelf, 27" w	17 x 27 x 72	\$1,670



GSA Approved | 71-204

Standard includes:

- Case: solid hardwood frame with veneer panel inserts: Maple
- Top: laminate with matching PVC edge band
- Standard Finishes
- Four drawers with full extension steel ball bearing slides
- Adjustable shelf in middle with cable management cutout, with or without door
- Black metal pulls
- Shipped assembled

Options available:

- Premium Finishes

Part Number	Description	D" x W" x H"	Price
WWMC2D60-M	WESTWOOD, Media Storage, 4-Drawer	23 x 61 x 24	\$2,106
WWMC4D60-M	WESTWOOD, Media Storage, 2 Door/4-Drawer	23 x 61 x 24	\$2,170



GSA Approved | 71-204

Standard includes:

- Frame: solid hardwood: Maple
- Top: laminate with matching PVC edge band
- Standard Finishes
- Shipped assembled

Options available:

- Premium Finishes

Part Number	Description	D" x W" x H"	Price
WWTB1X2323-M	WESTWOOD, End Table	23 x 23 x 23	\$1,014
WWTB1X2348-M	WESTWOOD, Coffee Table	23 x 48 x 17	\$1,227



GSA Approved | 71-204

Standard includes:

- Solid hardwood legs: Maple
- Standard Finishes
- Upholstered cushion: base grade fabric
- Shipped assembled

Options available:

- Please call for pricing on Price Grade 4 fabric and above
- Premium Finishes

Part Number	Description	D" x W" x H"	Price	Base	Grade1	Grade2
WWBN1X44-M	WESTWOOD, Bench	23 x 44 x 18	\$1,303		+\$36	+\$72



GSA Approved | 71-204

Tip: Computer drawer has a cutout on drawer front

Standard includes:

- Case: hardwood veneer plywood with matching PVC edge band
- Worksurface: HPL with matching PVC edge band
- Standard Finishes
- Solid wood corner joiners
- 3/4 height modesty panel
- Pencil or computer drawer
- 3/4 extension epoxy coated drawer slides
- Shipped assembled

Options available:

- Premium Finishes

Part Number	Description	D" x W" x H"	Price
MFDEBB36-Y	MFS, Desk, Slab Leg, Pencil Drawer	24 x 36 x 29	\$713
MFDEBB42-Y	MFS, Desk, Slab Leg, Pencil Drawer	24 x 42 x 29	\$823
MFDEBC36-Y	MFS, Desk, Slab Leg, Computer Drawer	24 x 36 x 29	\$742
MFDEBC42-Y	MFS, Desk, Slab Leg, Computer Drawer	24 x 42 x 29	\$906



GSA Approved | 71-204

Standard includes:

- Desk case: hardwood veneer plywood with matching PVC edge band
- Worksurface: HPL with matching PVC edge band
- Standard Finishes
- Solid wood corner joiners
- 3/4 height modesty panel
- Pencil or computer drawer
- Box/ Box/ File
- 3/4 extension epoxy coated drawer slides
- Shipped assembled

Options available:

- Hasp lock on top drawer only; black
- Premium Finishes

Part Number	Description	D" x W" x H"	Price	Hasp
MFDEBJ42-Y	MFS, Desk, Slab Leg, BBF, Pencil Drawer	24 x 42 x 29	\$1,184	+\$35
MFDEBK42-Y	MFS, Desk, Slab Leg, BBF, Computer Drawer	24 x 42 x 29	\$1,232	+\$35



GSA Approved | 71-204

Standard includes:

- Hardwood veneer plywood with matching PVC edge band
- Standard Finishes
- Solid wood corner joiners
- Cable management cutouts
- Fixed shelf
- Shipped assembled

Options available:

- Tack board – **T**
- Task light: Fluorescent – **K** or LED – **L**
- Premium Finishes

Part Number	Description	D" x W" x H"	Price	Tack-T	Light-K	LED-L
MFOR34-Y	MFS, Organizer, High Shelf	12 x 34 x 29	\$463	+\$50	+\$100	+\$187
MFOR40-Y	MFS, Organizer, High Shelf	12 x 40 x 29	\$495	+\$50	+\$100	+\$187



GSA Approved | 71-204

Standard includes:

- Case: hardwood veneer plywood with matching PVC edge band
- Top: HPL with matching PVC edge band
- Standard Finishes
- Solid wood corner joiners
- 3/4 extension epoxy coated drawer slides
- Shipped assembled

Options available:

- Hasp lock on top drawer only; black
- Premium Finishes

Part Number	Description	D" x W" x H"	Price	Hasp
MFDR3X36-Y	MFS, Chest, 3-Drawer	24 x 36 x 29	\$1,188	+\$35



GSA Approved | 71-204

Standard includes:

- Hardwood veneer plywood with matching PVC edge band
- Standard Finishes
- Solid wood corner joiners
- Cable management cutouts
- Fixed shelf
- Shipped assembled

Options available:

- Premium Finishes

Part Number	Description	D" x W" x H"	Price
MFBK1S34-Y	MFS, Bookcase, 1-Shelf	12 x 34 x 29	\$473



GSA Approved | 71-204

Tip: two door model features fixed shelf above closet rod

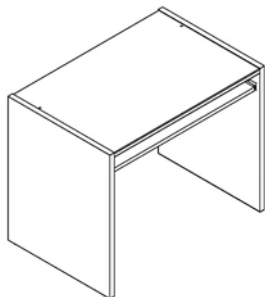
Standard includes:

- Hardwood veneer plywood with matching PVC edge band
- Standard Finishes
- Closet rod: chrome
- Coat hook on inside of door
- 3/4 extension epoxy coated drawer slides, if specified
- Shipped assembled

Options available:

- Hasp lock on top drawer only; black
- J-bar for lofting of bed
- Premium Finishes

Part Number	Description	D" x W" x H"	Price	Mirror	TwlBar	Jbar	Hasp
MFWABP36-Y	MFS Wardrobe, 2 Door, Coat Hook	24 x 36 x 72	\$1,414	+\$50	+\$43	+\$68	
MFWACG36-Y	MFS, 72" Wardrobe, 2 Door, 2 Drawer	24 x 36 x 72	\$1,713	+\$50	+\$43	+\$68	+\$35



GSA Approved | 71-204

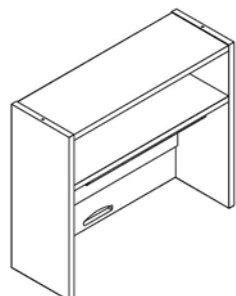
Standard includes:

- Case: hardwood veneer plywood with matching PVC edge band
- Worksurface: HPL with matching PVC edge band
- Standard Finishes
- 3/4 height modesty panel
- Pencil or keyboard tray
- Shipped assembled

Options available:

- Premium Finishes

Part Number	Description	D" x W" x H"	Price
MRDEBB36-Y	MFS RENEW, Desk, Slab Leg, Pencil Drawer	24 x 36 x 29	\$636



GSA Approved | 71-204

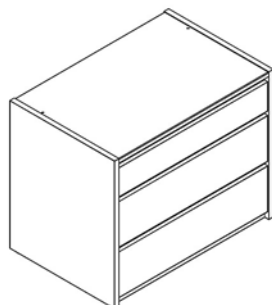
Standard includes:

- Hardwood veneer plywood with matching PVC edge band
- Standard Finishes
- Cable management cutouts
- Fixed shelf
- Shipped assembled

Options available:

- Tack board – **T**
- Task light: Fluorescent – **K** or LED – **L**
- Premium Finishes

Part Number	Description	D" x W" x H"	Price	Tack-T	Light-K	LED-L
MROR34-Y	MFS RENEW, Organizer	12 x 34 x 29	\$388	+\$50	+\$100	+\$187



GSA Approved | 71-204

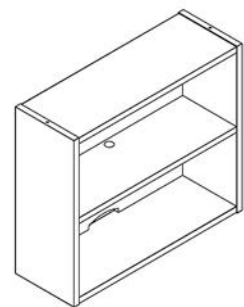
Standard includes:

- Case: hardwood veneer plywood with matching PVC edge band
- Top: HPL with matching PVC edge band
- Standard Finishes
- 3/4 extension epoxy coated drawer slides
- Shipped assembled

Options available:

- Hasp lock on top drawer only; black
- Premium Finishes

Part Number	Description	D" x W" x H"	Price	Hasp
MRDR3X36-Y	MFS RENEW, Chest, 3-Drawer	24 x 36 x 29	\$1,049	+\$35



GSA Approved | 71-204

Standard includes:

- Hardwood veneer plywood with matching PVC edge band
- Standard Finishes
- Cable management cutouts
- Fixed shelves
- Shipped assembled

Options available:

- Premium Finishes

Part Number	Description	D" x W" x H"	Price
MRBK1S34-Y	MFS RENEW, Bookcase, 1-Shelf	12 x 34 x 29	\$461



GSA Approved | 71-204

Standard includes:

- Case: veneer plywood with matching PVC edge band
- Worksurface: HPL with matching PVC edge band
- Standard Finishes
- 3/4 height modesty panel
- Dry-fit construction, exposed fasteners
- Solid wood drawer front, if pencil drawer specified
- Shipped assembled

Options available:

- Glue and dowel construction. Replace "RD" in part number with "RG"
- Desk mounted power. Includes 1 power outlet, 2 USB charging ports with a 6' cord
- Premium Finishes

Part Number	Description	D" x W" x H"	Price	Power
RDDEAZ30-Y	RH SERIES, Desk, Slab Leg, Dry-Fit, Exposed Fasteners, Veneer Plywood	24 x 30 x 29	\$640	+\$185
RDDEAZ36-Y	RH SERIES, Desk, Slab Leg, Dry-Fit, Exposed Fasteners, Veneer Plywood	24 x 36 x 29	\$653	+\$185
RDDEAZ44-Y	RH SERIES, Desk, Slab Leg, Dry-Fit, Exposed Fasteners, Veneer Plywood	24 x 44 x 29	\$687	+\$185
RDDEBB30-Y	RH SERIES, Desk, Slab Leg, Pencil Drawer, Dry-Fit, Exposed Fasteners, Veneer Plywood	24 x 30 x 29	\$834	+\$185
RDDEBB36-Y	RH SERIES, Desk, Slab Leg, Pencil Drawer, Dry-Fit, Exposed Fasteners, Veneer Plywood	24 x 36 x 29	\$846	+\$185
RDDEBB44-Y	RH SERIES, Desk, Slab Leg, Pencil Drawer, Dry-Fit, Exposed Fasteners, Veneer Plywood	24 x 44 x 29	\$882	+\$185



GSA Approved | 71-204

Standard includes:

- Case: veneer plywood with matching PVC edge band
- Worksurface: HPL with matching PVC edge band
- Standard Finishes
- Drawer fronts: solid wood with half-moon pull
- Box/ Box/ File with 3/4 extension epoxy coated drawer slides
- Pencil drawer, available
- 3/4 height modesty panel
- Dry-fit construction
- Exposed fasteners
- Shipped assembled

Options available:

- Glue and dowel construction. Replace "RD" in part number with "RG"
- Linear integral pull or bar pull
- Hasp lock on top box drawer only; black
- Desk mounted power. Includes 1 power outlet, 2 USB charging ports with a 6' cord
- Premium Finishes

Part Number	Description	D" x W" x H"	Price	Hasp	Power	Bar Pull
RDDEBG44-Y	RH SERIES, Desk, Slab Leg, BBF, Dry-Fit, Exposed Fasteners, Veneer Plywood	24 x 44 x 29	\$1,097	+\$35	+\$185	+\$45
RDDEBJ44-Y	RH SERIES, Desk, Slab Leg, BBF, Pencil Drawer, Dry-Fit, Exposed Fasteners, Veneer Plywood	24 x 44 x 29	\$1,288	+\$35	+\$185	+\$45
RDDEE844-Y	RH SERIES, Desk, Slab Leg, Box Drawer, Adjustable Shelf, Dry-Fit, Exposed Fasteners, Veneer Plywood	24 x 44 x 29	\$1,080	+\$35	+\$185	+\$15
RDDEE944-Y	RH SERIES, Desk, Slab Leg, Box Drawer, Adjustable Shelf w/ Door, Dry-Fit, Exposed Fasteners, Veneer Plywood	24 x 44 x 29	\$1,140	+\$35	+\$185	+\$30



GSA Approved | 71-204

Standard includes:

- Case: solid hardwood legs
- Worksurface: HPL with matching PVC edge band
- Standard Finishes
- Dry-fit construction, exposed fasteners
- Pencil drawer, available
- Shipped assembled

Options available:

- Glue and dowel construction. Replace "RD" in part number with "RG"
- Desk mounted power. Includes 1 power outlet, 2 USB charging ports with a 6' cord
- Premium Finishes

Part Number	Description	D" x W" x H"	Price	Power
RDDEAA30-Y	RH SERIES, Desk, Open Leg, Dry-Fit, Exposed Fasteners, Veneer Plywood	24 x 30 x 29	\$889	+\$185
RDDEAA36-Y	RH SERIES, Desk, Open Leg, Dry-Fit, Exposed Fasteners, Veneer Plywood	24 x 36 x 29	\$889	+\$185
RDDEAA44-Y	RH SERIES, Desk, Open Leg, Dry-Fit, Exposed Fasteners, Veneer Plywood	24 x 44 x 29	\$950	+\$185
RDDEAC30-Y	RH SERIES, Desk, Open Leg, Pencil Drawer, Dry-Fit, Exposed Fasteners, Veneer Plywood	24 x 30 x 29	\$1,011	+\$185
RDDEAC36-Y	RH SERIES, Desk, Open Leg, Pencil Drawer, Dry-Fit, Exposed Fasteners, Veneer Plywood	24 x 36 x 29	\$1,031	+\$185
RDDEAC44-Y	RH SERIES, Desk, Open Leg, Pencil Drawer, Dry-Fit, Exposed Fasteners, Veneer Plywood	24 x 44 x 29	\$1,092	+\$185



GSA Approved | 71-204

Standard includes:

- Case: solid hardwood legs
- Worksurface: HPL with matching PVC edge band
- Standard Finishes
- Drawer fronts: solid wood with half-moon pull
- Box/ Box/ File with 3/4 extension epoxy coated drawer slides
- Pencil drawer, available
- Dry-fit construction, exposed fasteners
- Shipped assembled

Options available:

- Glue and dowel construction. Replace "RD" in part number with "RG"
- Linear integral pull or bar pull
- Hasp lock on top box drawer only; black
- Desk mounted power. Includes 1 power outlet, 2 USB charging ports with a 6' cord
- Premium Finishes

Part Number	Description	D" x W" x H"	Price	Hasp	Power	Bar Pull
RDDEAF44-Y	RH SERIES, Desk, Open Leg, BBF, Dry-Fit, Exposed Fasteners, Veneer Plywood	24 x 44 x 29	\$1,413	+\$35	+\$185	+\$45
RDDEAI44-Y	RH SERIES, Desk, Open Leg, BBF, Pencil Drawer, Dry-Fit, Exposed Fasteners, Veneer Plywood	24 x 44 x 29	\$1,480	+\$35	+\$185	+\$45



GSA Approved | 71-204

Standard includes:

- Case: veneer plywood with matching PVC edge band
- Standard Finishes
- Grommet
- Fixed shelf
- Dry-fit construction, exposed fasteners
- Shipped assembled

Options available:

- Glue and dowel construction. Replace "RD" in part number with "RG"
- Tack board – **T**
- Task light: Fluorescent – **K** or LED – **L**
- Premium Finishes

Part Number	Description	D" x W" x H"	Price	Tack-T	Light-K	LED-L
RDOR28-Y	RH SERIES, Organizer, Dry-Fit, Exposed Fasteners, Veneer Plywood	12 x 28 x 25	\$371	+\$50	+\$100	+\$187
RDOR34-Y	RH SERIES, Organizer, Dry-Fit, Exposed Fasteners, Veneer Plywood	12 x 34 x 25	\$383	+\$50	+\$100	+\$187
RDOR42-Y	RH SERIES, Organizer, Dry-Fit, Exposed Fasteners, Veneer Plywood	12 x 42 x 25	\$393	+\$50	+\$100	+\$187



GSA Approved | 71-204

Standard includes:

- Case: veneer plywood with matching PVC edge band
- Standard Finishes
- Cable management integrated throughout
- Dry-fit construction
- Fixed shelf
- Open or single door with half-moon pull, left
- Shipped assembled

Options available:

- Glue and dowel assembly. Replace "RD" in part number with "RG"
- Linear integral pull or bar pull
- Tack board – **T**
- Task light: Fluorescent – **K** or LED – **L**
- Premium Finishes

Part Number	Description	D" x W" x H"	Price	Tack-T	Light-K	LED-L	Bar Pull
RDHD34-Y	RH SERIES, Hutch with Single Door, Dry-Fit, Exposed Fasteners, Veneer Plywood	12 x 34 x 32	\$608	+\$50	+\$100	+\$187	+\$15
RDHD42-Y	RH SERIES, Hutch with Single Door, Dry-Fit, Exposed Fasteners, Veneer Plywood	12 x 42 x 32	\$657	+\$50	+\$100	+\$187	+\$15
RDHU34-Y	RH SERIES, Open Hutch, Dry-Fit, Exposed Fasteners, Veneer Plywood	12 x 34 x 32	\$530	+\$50	+\$100	+\$187	
RDHU42-Y	RH SERIES, Open Hutch, Dry-Fit, Exposed Fasteners, Veneer Plywood	12 x 42 x 32	\$563	+\$50	+\$100	+\$187	



GSA Approved | 71-204

Standard includes:

- Case: veneer plywood with matching PVC edge band
- Top: HPL with matching PVC edge band
- Standard Finishes
- Drawer fronts: solid wood with half-moon pull
- Box/ File
- 3/4 extension epoxy coated drawer slides
- Dry-fit construction, exposed fasteners
- Casters, locking: black plastic
- Shipped assembled

Options available:

- Glue and dowel construction. Replace "RD" in part number with "RG"
- Linear integral pull or bar pull
- Premium Finishes

Part Number	Description	D" x W" x H"	Price	Bar Pull
RDPE1X20-Y	RH SERIES, Mobile Pedestal, BF, Casters, Dry-Fit, Exposed Fasteners, Veneer Plywood	20 x 16 x 22	\$689	+\$30



GSA Approved | 71-204

Standard includes:

- Case: veneer plywood with matching PVC edge band
- Top: HPL with matching PVC edge band
- Standard Finishes
- Drawer fronts: solid wood with half-moon pull
- Dry-fit construction, exposed fasteners
- Shipped assembled

Options available:

- Glue and dowel construction. Replace "RD" in part number with "RG"
- Linear integral pull or bar pull
- Hasp lock on top drawer of BBF
- Low-profile casters
- Premium Finishes

Part Number	Description	D" x W" x H"	Price	Hasp	Bar Pull	Caster LP
RDPEM324-Y	RH SERIES, Movable Pedestal, BBF, Dry-Fit, Exposed Fasteners, Veneer Plywood	24 x 16 x 29	\$956	+\$35	+\$45	+\$90
RDPEM524-Y	RH SERIES, Movable Pedestal, File Drawer with Open Shelf, Dry-Fit, Exposed Fasteners, Veneer Plywood	24 x 16 x 29	\$780		+\$15	+\$90
RDPEM624-Y	RH SERIES, Movable Pedestal, Open, Dry-Fit, Exposed Fasteners, Veneer Plywood	24 x 16 x 29	\$689			+\$90
RDPEM724-Y	RH SERIES, Movable Pedestal, Full Door, Dry-Fit, Exposed Fasteners, Veneer Plywood	24 x 16 x 29	\$737		+\$15	+\$90



GSA Approved | 71-204

Standard includes:

- Case: veneer plywood with matching PVC edge band
- Top: HPL with matching PVC edge band
- Standard Finishes
- Drawer fronts: solid wood with half-moon pull
- 3/4 extension nylon drawer slides
- Dry-fit construction, exposed fasteners
- Shipped assembled

Options available:

- Glue and dowel construction. Replace "RD" in part number with "RG"
- Linear integral pull or bar pull
- Hasp lock on top drawer, only; black
- Low-profile casters
- Premium Finishes

Part Number	Description	D" x W" x H"	Price	Hasp	Bar Pull	Caster LP
RDDR2X30-Y	RH SERIES, Chest, 2-Drawer, Dry-Fit, Exposed Fasteners, Veneer Plywood	24 x 30 x 29	\$1,258	+\$35	+\$30	+\$90
RDDR2X36-Y	RH SERIES, Chest, 2-Drawer, Dry-Fit, Exposed Fasteners, Veneer Plywood	24 x 36 x 29	\$1,258	+\$35	+\$30	+\$90
RDDR3X30-Y	RH SERIES, Chest, 3-Drawer, Dry-Fit, Exposed Fasteners, Veneer Plywood	24 x 30 x 29	\$1,302	+\$35	+\$45	+\$90
RDDR3X36-Y	RH SERIES, Chest, 3-Drawer, Dry-Fit, Exposed Fasteners, Veneer Plywood	24 x 36 x 29	\$1,372	+\$35	+\$45	+\$90
RDDR4X30-Y	RH SERIES, Chest, 4-Drawer, Dry-Fit, Exposed Fasteners, Veneer Plywood	24 x 30 x 38	\$1,748	+\$35	+\$60	+\$90
RDDR5X30-Y	RH SERIES, Chest, 5-Drawer, Dry-Fit, Exposed Fasteners, Veneer Plywood	24 x 30 x 47	\$1,872	+\$35	+\$75	+\$90



GSA Approved | 71-204

Standard includes:

- Case: veneer plywood
- Standard Finishes
- Drawer fronts: solid wood with half-moon pull
- Handhold on sides
- 3/4 extension epoxy coated drawer slides
- Single can stack 4 high; double 2 high
- Integrated safety connector clip at rear
- Dry-fit construction, exposed fasteners
- Shipped assembled

Options available:

- Glue and dowel construction. Replace "RD" in part number with "RG"
- Linear integral pull or bar pull
- Premium Finishes

Part Number	Description	D" x W" x H"	Price	Bar Pull
RDSD1D26-Y	RH SERIES, 1-Drawer Stacker Storage, Dry-Fit, Exposed Fasteners, Veneer Plywood	24 x 26 x 10	\$546	+\$15
RDSD1G26-Y	RH SERIES, 1-Large Drawer Stacker Storage, Dry-Fit, Exposed Fasteners, Veneer Plywood	24 x 26 x 14	\$568	+\$15
RDSD2D26-Y	RH SERIES, 2-Drawer Stacker Storage, Dry-Fit, Exposed Fasteners, Veneer Plywood	24 x 26 x 19	\$796	+\$30



GSA Approved | 71-204

Standard includes:

- Case: veneer plywood with matching PVC edge band
- Standard Finishes
- Cable management grommets
- Dry-fit construction, exposed fasteners
- Exposed fasteners
- Shipped assembled

Options available:

- Glue and dowel construction. Replace "RD" in part number with "RG"
- Premium Finishes

Part Number	Description	D" x W" x H"	Price
RDBK1S36-Y	RH SERIES, Bookcase, 1-Adjustable Shelf, Dry-Fit, Exposed Fasteners, Veneer Plywood	12 x 36 x 29	\$509
RDBK2S36-Y	RH SERIES, Bookcase, 2-Adjustable Shelves, Dry-Fit, Exposed Fasteners, Veneer Plywood	12 x 36 x 38	\$589
RDBK3S36-Y	RH SERIES, Bookcase, 3-Adjustable Shelves, Dry-Fit, Exposed Fasteners, Veneer Plywood	12 x 36 x 48	\$686



GSA Approved | 71-204

Standard includes:

- Case: veneer plywood with matching PVC edge band
- Top: HPL with matching PVC edge band
- Standard Finishes
- Drawer fronts: solid wood with half-moon pull
- 3/4 extension epoxy coated drawer slides
- Dry-fit construction, exposed fasteners
- Shipped assembled

Options available:

- Glue and dowel construction. Replace "RD" in part number with "RG"
- Linear integral pull or bar pull
- Premium Finishes

Part Number	Description	D" x W" x H"	Price	Bar Pull
RDNS1D20-Y	RH SERIES, Nightstand, 1-Drawer, Dry-Fit, Exposed Fasteners, Veneer Plywood	18 x 20 x 24	\$617	+\$15
RDNS2D20-Y	RH SERIES, Nightstand, 2-Drawer, Dry-Fit, Exposed Fasteners, Veneer Plywood	18 x 20 x 24	\$717	+\$30



GSA Approved | 71-204

Standard includes:

- Case: veneer plywood with matching PVC edge band
- Standard Finishes
- Solid wood pull with half-moon detail
- 3/4 extension epoxy coated drawer slides
- Fixed shelf
- Closet rod
- Coat hook on inside of door
- Dry-fit construction, exposed fasteners
- Shipped assembled

Options available:

- Glue and dowel construction. Replace "RD" in part number with "RG"
- Linear integral pull or bar pull
- Premium Finishes

Part Number	Description	D" x W" x H"	Price	Bar Pull
RDWAD124-Y	RH SERIES, Wardrobe, 1-Door, Left, Dry-Fit, Exposed Fasteners, Veneer Plywood	24 x 24 x 72	\$1,398	+\$15
RDWAD224-Y	RH SERIES, Wardrobe, 1-Door with Open Shelf, Left, Dry-Fit, Exposed Fasteners, Veneer Plywood	24 x 24 x 72	\$1,421	+\$15
RDWAD324-Y	RH SERIES, Wardrobe, 1-Door, Right, Dry-Fit, Exposed Fasteners, Veneer Plywood	24 x 24 x 72	\$1,398	+\$15
RDWAD424-Y	RH SERIES, Wardrobe, 1-Door with Open Shelf, Right, Dry-Fit, Exposed Fasteners, Veneer Plywood	24 x 24 x 72	\$1,421	+\$15



GSA Approved | 71-204

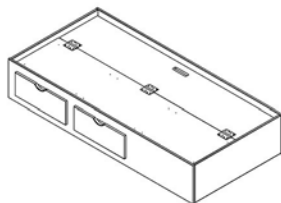
Standard includes:

- Case: veneer plywood with matching PVC edge band
- Standard Finishes
- Drawer fronts: solid wood with half-moon pull
- 3/4 extension epoxy coated drawer slides
- Fixed shelf
- Closet rod
- Coat hook on inside of door
- Dry-fit construction, exposed fasteners
- Shipped assembled

Options available:

- Glue and dowel construction. Replace "RD" in part number with "RG"
- Linear integral pull or bar pull
- Hasp lock on top drawer only; black
- Premium Finishes

Part Number	Description	D" x W" x H"	Price	Bar Pull	Hasp
RDWABP36-Y	RH SERIES, Wardrobe, 2-Door, Dry-Fit, Exposed Fasteners, Veneer Plywood	24 x 36 x 72	\$1,682	+\$30	
RDWACG36-Y	RH SERIES, Wardrobe, 2-Door, 2 Drawer, Dry-Fit, Exposed Fasteners, Veneer Plywood	24 x 36 x 72	\$2,158	+\$60	+\$35

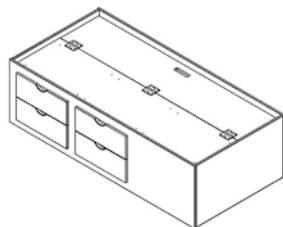


GSA Approved | 71-204

Standard includes:

- Veneer plywood with matching PVC edge band
- Species: **K** Oak or **M** Maple
- 3/4 extension epoxy coated drawer slides
- Half-moon pull: black plastic
- Storage compartment under bed deck
- Shipped assembled

Part Number	Description	D" x W" x H"	Price
SOBEC23882-K	SOLO, Captain Bed, 2-Drawers, Uses Mattress Sized 36" x 80" - Not Included	38 x 82 x 15	\$1,542
SOBEC23882-M	SOLO, Captain Bed, 2-Drawers, Uses Mattress Sized 36" x 80" - Not Included	38 x 82 x 15	\$1,542
SOBEC24082-K	SOLO, Captain Bed, 2-Drawers, Uses Mattress Sized 38" x 80" - Not Included	40 x 82 x 15	\$1,542
SOBEC24082-M	SOLO, Captain Bed, 2-Drawers, Uses Mattress Sized 38" x 80" - Not Included	40 x 82 x 15	\$1,569
SOBEC63882-K	SOLO, Captain Bed, 3-Drawer, Uses Mattress Sized 36" x 80" - Not Included	38 x 82 x 15	\$1,727
SOBEC63882-M	SOLO, Captain Bed, 3-Drawer, Uses Mattress Sized 36" x 80" - Not Included	38 x 82 x 15	\$1,727
SOBEC64082-K	SOLO, Captain Bed, 3-Drawer, Uses Mattress Sized 38" x 80" - Not Included	40 x 82 x 15	\$1,727
SOBEC64082-M	SOLO, Captain Bed, 3-Drawer, Uses Mattress Sized 38" x 80" - Not Included	40 x 82 x 15	\$1,729



GSA Approved | 71-204

Standard includes:

- Veneer plywood with matching PVC edge band
- Species: **K** Oak or **M** Maple
- 3/4 extension epoxy coated drawer slides
- Half-moon pull: black plastic
- Four drawers
- Storage compartment under bed deck
- Shipped assembled

Part Number	Description	D" x W" x H"	Price
SOBEC43882-K	SOLO, Captain Bed, 4-Drawers, Uses Mattress Sized 36" x 80" - Not Included	38 x 82 x 24	\$2,128
SOBEC43882-M	SOLO, Captain Bed, 4-Drawers, Uses Mattress Sized 36" x 80" - Not Included	38 x 82 x 24	\$2,170
SOBEC44082-K	SOLO, Captain Bed, 4-Drawers, Uses Mattress Sized 38" x 80" - Not Included	40 x 82 x 24	\$2,123
SOBEC44082-M	SOLO, Captain Bed, 4-Drawers, Uses Mattress Sized 38" x 80" - Not Included	40 x 82 x 24	\$2,123
SOBEC53882-K	SOLO, Captain Bed, 4-Drawer/2 Door, Uses Mattress Sized 36" x 80" - Not Included	38 x 82 x 24	\$2,226
SOBEC53882-M	SOLO, Captain Bed, 4-Drawer/2 Door, Uses Mattress Sized 36" x 80" - Not Included	38 x 82 x 24	\$2,226
SOBEC54082-K	SOLO, Captain Bed, 4-Drawer/2 Door, Uses Mattress Sized 38" x 80" - Not Included	40 x 82 x 24	\$2,226
SOBEC54082-M	SOLO, Captain Bed, 4-Drawer/2 Door, Uses Mattress Sized 38" x 80" - Not Included	40 x 82 x 24	\$2,234



GSA Approved | 71-204

Standard includes:

- Case: laminate with matching PVC edge band
- Worksurface: HPL with matching PVC edge band
- Standard Finishes
- Material: Laminate on Engineered Wood core
- 3/4 height modesty panel
- Pencil drawer, available
- Shipped assembled

Options available:

- Desk mounted power. Includes 1 power outlet, 2 USB charging ports with a 6' cord.
- Veneer case with matching PVC edge band
- Premium Finishes
- Integral, bar or loop pull
- Zoned top

Part Number	Description	D" x W" x H"	Price
ED016	ESSENTIALS, Desk, Slab Leg, Narrow Depth, 36"W x 20"D	20 x 36 x 29	\$296
ED018	ESSENTIALS, Desk, Slab Leg, Narrow Depth, 44"W x 20"D	20 x 44 x 29	\$318
ED024	ESSENTIALS, Desk, Slab Leg, 30"W x 24"D	24 x 30 x 29	\$298
ED026	ESSENTIALS, Desk, Slab Leg, 36"W x 24"D	24 x 36 x 29	\$322
ED028	ESSENTIALS, Desk, Slab Leg, 44"W x 24"D	24 x 44 x 29	\$334
ED036	ESSENTIALS, Desk, Slab Leg, Pencil Drawer, Narrow Depth, 36"W x 20"D	20 x 36 x 29	\$421
ED038	ESSENTIALS, Desk, Slab Leg, Pencil Drawer, Narrow Depth, 44"W x 20"D	20 x 44 x 29	\$519
ED044	ESSENTIALS, Desk, Slab Leg, Pencil Drawer, 30"W x 24"D	24 x 30 x 29	\$430
ED046	ESSENTIALS, Desk, Slab Leg, Pencil Drawer, 36"W x 24"D	24 x 36 x 29	\$472
ED048	ESSENTIALS, Desk, Slab Leg, Pencil Drawer, 44"W x 24"D	24 x 44 x 29	\$557



GSA Approved | 71-204

Standard includes:

- Case: laminate with matching PVC edge band
- Worksurface: HPL with matching PVC edge band
- Toe-kick base on BBF
- Standard Finishes
- Material: Laminate on Engineered Wood core
- 3/4 extension epoxy coated drawer slides
- 3/4 height modesty panel
- Pencil drawer, available
- Shipped assembled

Options available:

- Desk mounted power. Includes 1 power outlet, 2 USB charging ports with a 6' cord.
- Premium Finishes
- Integral, bar or loop pull
- Zoned top
- Zoned drawers

Part Number	Description	D" x W" x H"	Price
ED058	ESSENTIALS, Desk, Slab Leg, BBF, Narrow Depth, 44"W x 20"D	20 x 44 x 29	\$801
ED068	ESSENTIALS, Desk, Slab Leg, BBF, 44"W x 24"D	24 x 44 x 29	\$901
ED078	ESSENTIALS, Desk, Slab Leg, BBF, Pencil Drawer, Narrow Depth, 44"W x 20"D	20 x 44 x 29	\$862
ED088	ESSENTIALS, Desk, Slab Leg, BBF, Pencil Drawer, 44"W x 24"D	24 x 44 x 29	\$918



GSA Approved | 71-204

Standard includes:

- Case: laminate with matching PVC edge band
- Worksurface: HPL with matching PVC edge band
- Standard Finishes
- Four steel post legs: silver powder coat
- Material: Laminate on Engineered Wood core
- 3/4 extension epoxy coated drawer slides
- Field reversible unit with removable drawer
- Shipped ready to assemble

Options available:

- Desk mounted power. Includes 1 power outlet, 2 USB charging ports with a 6' cord.
- Veneer case with matching PVC edge band
- Premium Finishes
- Integral, bar or loop pull (For reversible drawer unit: bar & loop pulls are only available)
- Zoned top
- Zoned drawers

Part Number	Description	D" x W" x H"	Price
ED134	ESSENTIALS, Desk, Metal Leg, 30"W x 24"D	24 x 30 x 29	\$348
ED136	ESSENTIALS, Desk, Metal Leg, 36"W x 24"D	24 x 36 x 29	\$376
ED138	ESSENTIALS, Desk, Metal Leg, 44"W x 24"D	24 x 44 x 29	\$383
ED148	ESSENTIALS, Desk, Metal Leg, Reversible Side Drawer, 44"W x 24"D	24 x 44 x 29	\$755
ED156	ESSENTIALS, Desk, Flared Metal Leg, Silver, 36"W x 24"D	24 x 36 x 29	\$509
ED158	ESSENTIALS, Desk, Flared Metal Leg, Silver, 44"W x 24"D	24 x 44 x 29	\$518



GSA Approved | 71-204

Standard includes:

- Case: laminate with matching PVC edge band
- Standard Finishes
- Material: Laminate on Engineered Wood core
- Cable management hole in back with grommet
- Tack board unit
- Shipped assembled

Options available:

- Veneer case with matching PVC edge band
- Premium Finishes
- Task light: Fluorescent – **K** or LED – **L**

Part Number	Description	D" x W" x H"	Price
ER175	ESSENTIALS, Organizer, 34"W x 12"D	12 x 34 x 25	\$229
ER177	ESSENTIALS, Organizer, 42"W x 12"D	12 x 42 x 25	\$268
ER185	ESSENTIALS, Organizer, Tackboard, 34"W x 12"D	12 x 34 x 25	\$282
ER187	ESSENTIALS, Organizer, Tackboard, 42"W x 12"D	12 x 42 x 25	\$320



GSA Approved | 71-204

Standard includes:

- Case: laminate with matching PVC edge band
- Top: HPL with matching PVC edge band on 30" high units, case material on units over 30"
- Standard Finishes
- Material: Laminate on Engineered Wood core
- 3/4 extension epoxy coated drawer slides
- Shipped assembled

Options available:

- Veneer case with matching PVC edge band
- Premium Finishes
- Toe-kick or metal base
- Integral, bar or loop pull
- Hasp lock
- Zoned top
- Zoned drawers

Part Number	Description	D" x W" x H"	Price
EC194	ESSENTIALS, Chest, 3-Drawer, Narrow Depth, 30"W x 20"D	20 x 30 x 29	\$748
EC196	ESSENTIALS, Chest, 3-Drawer, Narrow Depth, 36"W x 20"D	20 x 36 x 29	\$879
EC204	ESSENTIALS, Chest, 3-Drawer, 30"W x 24"D	24 x 30 x 29	\$761
EC206	ESSENTIALS, Chest, 3-Drawer, 36"W x 24"D	24 x 36 x 29	\$893
EC214	ESSENTIALS, Chest, 4-Drawer, Narrow Depth, 30"W x 20"D	20 x 30 x 38	\$975
EC224	ESSENTIALS, Chest, 4-Drawer, 30"W x 24"D	24 x 30 x 38	\$1,005
EC234	ESSENTIALS, Chest, 5-Drawer, 30"W x 20"D	20 x 30 x 47	\$1,112
EC249	ESSENTIALS, Chest, 6-Drawer, 60"W x 20"D	20 x 60 x 29	\$1,555



GSA Approved | 71-204

Standard includes:

- Case: laminate with matching PVC edge band
- Worksurface: HPL with matching PVC edge band
- Standard Finishes
- Material: Laminate on Engineered Wood core
- 3/4 extension epoxy coated drawer slides
- Grommet for cable management
- Shipped assembled

Options available:

- Veneer case with matching PVC edge band
- Premium Finishes
- Toe-kick or metal base
- Integral, bar or loop pull
- Hasp lock
- Zoned top
- Zoned drawer

Part Number	Description	D" x W" x H"	Price
EN252	ESSENTIALS, Nightstand, 20"W x 18"D	18 x 20 x 24	\$361
EN262	ESSENTIALS, Nightstand, 1-Drawer, 20"W x 18"D	18 x 20 x 24	\$420



GSA Approved | 71-204

Standard includes:

- Case: laminate with matching PVC edge band
- Worksurface: HPL with matching PVC edge band
- Standard Finishes
- Material: Laminate on Engineered Wood core
- 3/4 extension epoxy coated drawer slides
- Grommet for cable management
- Shipped assembled

Options available:

- Veneer case with matching PVC edge band
- Premium Finishes
- Toe-kick or metal base
- Integral, bar or loop pull
- Hasp lock
- Zoned top
- Zoned drawers

Part Number	Description	D" x W" x H"	Price
EP271	ESSENTIALS, Movable Pedestal, BBF, Narrow Depth, 16"W x 20"D	20 x 16 x 29	\$630
EP281	ESSENTIALS, Movable Pedestal, BBF, 16"W x 24"D	24 x 16 x 29	\$651
EP291	ESSENTIALS, Movable Pedestal, File Drawer with Open Shelf, Narrow Depth, 16"W x 20"D	20 x 16 x 29	\$481
EP301	ESSENTIALS, Movable Pedestal, File Drawer with Open Shelf, 16"W x 24"D	24 x 16 x 29	\$494



GSA Approved | 71-204

Standard includes:

- Case: laminate with matching PVC edge band
- Worksurface: HPL with matching PVC edge band
- Standard Finishes
- Material: Laminate on Engineered Wood core
- 3/4 extension epoxy coated drawer slides
- Casters – 2 locking, 2 non-locking: black plastic
- Shipped assembled

Options available:

- Veneer case with matching PVC edge band
- Premium Finishes
- Integral, bar or loop pull
- Hasp lock
- Zoned top
- Zoned drawers

Part Number	Description	D" x W" x H"	Price
EP311	ESSENTIALS, Mobile Pedestal, BF, Casters, 16"W x 20"D	20 x 16 x 22	\$475



GSA Approved | 71-204

Standard includes:

- Case: laminate with matching PVC edge band
- Standard Finishes
- Material: Laminate on Engineered Wood core
- Can stack 4 high
- Available without the stabilizing locator holes for units used on top only
- Integrated safety clip at rear
- Shipped assembled

Options available:

- Veneer case with matching PVC edge band
- Premium Finishes

Part Number	Description	D" x W" x H"	Price
ES323	ESSENTIALS, Open Stacker, Narrow Depth, 26"W x 20"D, 10" Height	20 x 26 x 10	\$252
ES333	ESSENTIALS, Open Stacker, Narrow Depth, No Holes in Top, 26"W x 20"D, 10" Height	20 x 26 x 10	\$251
ES343	ESSENTIALS, Open Stacker, 26"W x 24"D, 10" Height	24 x 26 x 10	\$271
ES353	ESSENTIALS, Open Stacker, No Holes in Top, 26"W x 24"D, 10" Height	24 x 26 x 10	\$270
ES363	ESSENTIALS, Large Open Stacker, Narrow Depth, 26"W x 20"D, 14.5" Height	20 x 26 x 14	\$286
ES373	ESSENTIALS, Large Open Stacker, Narrow Depth, No Holes in Top, 26"W x 20"D, 14.5" Height	20 x 26 x 14	\$280
ES383	ESSENTIALS, Large Open Stacker, 26"W x 24"D, 14.5" Height	24 x 26 x 14	\$298
ES393	ESSENTIALS, Large Open Stacker, No Holes in Top, 26"W x 24"D, 14.5" Height	24 x 26 x 14	\$294



GSA Approved | 71-204

Standard includes:

- Case: laminate with matching PVC edge band
- Standard Finishes
- Material: Laminate on Engineered Wood core
- 3/4 extension epoxy coated drawer slides
- Can stack 4 high; large drawer – 2 high
- Available without the stabilizing locator holes for units used on top only
- Integrated safety clip at rear
- Shipped assembled

Options available:

- Veneer case with matching PVC edge band
- Premium Finishes
- Integral, bar or loop pull
- Zoned drawers

Part Number	Description	D" x W" x H"	Price
ES403	ESSENTIALS, Single Drawer Stacker, Narrow Depth, 26"W x 20"D, 10" Height	20 x 26 x 10	\$365
ES413	ESSENTIALS, Single Drw. Stacker, Narrow Depth, No Holes in Top, 26"W x 20"D, 10" Height	20 x 26 x 10	\$359
ES423	ESSENTIALS, Single Drawer Stacker, 26"W x 24"D, 10" Height	24 x 26 x 10	\$381
ES433	ESSENTIALS, Single Drawer Stacker, No Holes in Top, 26"W x 24"D, 10" Height	24 x 26 x 10	\$375
ES443	ESSENTIALS, Large Single Drawer Stacker, Narrow Depth, 26"W x 20"D, 14.5" Height	20 x 26 x 14	\$398
ES453	ESSENTIALS, Large Single Drawer Stacker, No Holes, Narrow Depth, 26"W x 20"D, 14.5" Height	20 x 26 x 14	\$392
ES463	ESSENTIALS, Large Single Drawer Stacker, 26"W x 24"D, 14.5" Height	24 x 26 x 14	\$416
ES473	ESSENTIALS, Large Single Drawer Stacker, No Holes in Top, 26"W x 24"D, 14.5" Height	24 x 26 x 14	\$409



GSA Approved | 71-204

Standard includes:

- Case: laminate with matching PVC edge band
- Standard Finishes
- Material: Laminate on Engineered Wood core
- Grommet for cable management (Drawer / open unit only)
- 3/4 extension epoxy coated drawer slides
- Can stack 2 high
- Available without the stabilizing locator holes for units used on top only
- Integrated safety clip at rear
- Shipped assembled

Options available:

- Veneer case with matching PVC edge band
- Premium Finishes
- Integral, bar or loop pull
- Zoned drawers

Part Number	Description	D" x W" x H"	Price
ES483	ESSENTIALS, 1-Drawer / Open, Stacker, 26"W x 24"D, 20" Height	24 x 26 x 20	\$456
ES493	ESSENTIALS, 1-Drawer / Open Stacker, No Holes in Top, 26"W x 24"D, 20" Height	24 x 26 x 20	\$449
ES503	ESSENTIALS, 2-Drawer Stacker, 26"W x 24"D, 20" Height	24 x 26 x 20	\$551
ES513	ESSENTIALS, 2-Drawer Stacker, No Holes in Top, 26"W x 24"D, 20" Height	24 x 26 x 20	\$546



GSA Approved | 71-204

Standard includes:

- Case: laminate with matching PVC edge band
- Standard Finishes
- Material: Laminate on Engineered Wood core
- 3/4 extension epoxy coated drawer slides
- Cable management cutouts in back with grommet
- Closet rod
- Coat hook on inside of door
- Shipped assembled

Options available:

- Veneer case with matching PVC edge band
- Premium Finishes
- Toe-kick or metal base
- Integral, bar or loop pull
- Zoned drawers & doors

Part Number	Description	D" x W" x H"	Price
EW526	ESSENTIALS, Wardrobe, 2-Door, 36"W x 24"D	24 x 36 x 72	\$967
EW546	ESSENTIALS, Wardrobe, 2-Door, 2-Drawer, 36"W x 24"D	24 x 36 x 72	\$1,252
EW62A	ESSENTIALS, Wardrobe, 1-Door Hinged / Opens Right, 2-Door, 24"W x 24"D	24 x 24 x 72	\$959



GSA Approved | 71-204

Standard includes:

- Material: **L** Laminate on Engineered Wood core or **Y** Veneer Plywood with matching PVC edge band
- Standard Finishes
- Cable management cutouts and grommet hole
- Shipped assembled

Options Available

- Premium Finishes

Part Number	Description	D" x W" x H"	Price
SGBK1S36-L	BOOKCASE, 1-Adjustable Shelf, Glue & Dowel, Laminate	12 x 36 x 29	\$418
SGBK1S36-Y	BOOKCASE, 1-Adjustable Shelf, Glue & Dowel, Veneer	12 x 36 x 29	\$492
SGBK2S36-L	BOOKCASE, 2-Adjustable Shelves, Glue & Dowel, Laminate	12 x 36 x 38	\$495
SGBK2S36-Y	BOOKCASE, 2-Adjustable Shelves, Glue & Dowel, Veneer	12 x 36 x 38	\$658
SGBK3S36-L	BOOKCASE, 3-Adjustable Shelves, Glue & Dowel, Laminate	12 x 36 x 48	\$583
SGBK3S36-Y	BOOKCASE, 3-Adjustable Shelves, Glue & Dowel, Veneer	12 x 36 x 48	\$725



GSA Approved | 71-204

Standard includes:

- Veneer plywood or laminate with matching PVC edge band
- Material: **Y** Veneer Plywood; **L** Laminate
- Standard Finishes
- Four cubbies with fixed shelves
- Slim storage shelf with cable management grommet in back
- Cutout at back of shelves for vertical cable management
- Aluminum bar pull on doors, if specified
- Shipped assembled

Options available:

- Premium Finishes

Part Number	Description	D" x W" x H"	Price
EXSU4D36-L	STORAGE UNIT, 4-Box, Doors, Slim Storage Shelf	16 x 36 x 36	\$783
EXSU4D36-Y	STORAGE UNIT, 4-Box, Doors, Slim Storage Shelf	16 x 36 x 36	\$965
EXSU4S36-L	STORAGE UNIT, 4-Box, Slim Storage Shelf	16 x 36 x 36	\$594
EXSU4S36-Y	STORAGE UNIT, 4-Box, Slim Storage Shelf	16 x 36 x 36	\$708



GSA Approved | 71-204

Standard includes:

- Veneer plywood or laminate with matching PVC edge band
- Material: **Y** Veneer Plywood; **L** Laminate
- Standard Finishes
- Six open cubbies with fixed shelves
- Slim storage shelf with cable management grommet in back
- Cutout at back of shelves for vertical cable management
- Shipped assembled

Options available:

- Premium Finishes

Part Number	Description	D" x W" x H"	Price
EXSU6S36-L	STORAGE UNIT, 6-Box, Slim Storage Shelf	16 × 36 × 48	\$776
EXSU6S36-Y	STORAGE UNIT, 6-Box, Slim Storage Shelf	16 × 36 × 48	\$898



GSA Approved | 71-204

Standard includes:

- Veneer plywood or laminate with matching PVC edge band
- Material: **Y** Veneer Plywood; **L** Laminate
- Standard Finishes
- Ten cubbies with fixed shelves
- Slim storage shelf with cable management grommet in back
- Cutout at back of shelves for vertical cable management
- Aluminum bar pulls on doors, if specified
- Shipped assembled

Options available:

- Premium Finishes

Part Number	Description	D" x W" x H"	Price
EXSU1S36-L	STORAGE UNIT, 10-Box, W/ Slim	16 × 36 × 76	\$1,048
EXSU1S36-Y	STORAGE UNIT, 10-Box, W/ Slim	16 × 36 × 76	\$1,250
EXSU2S36-L	STORAGE UNIT, 10-Box, 2 Doors, W/ Slim	16 × 36 × 76	\$1,200
EXSU2S36-Y	STORAGE UNIT, 10-Box, 2 Doors, W/ Slim	16 × 36 × 76	\$1,382



GSA Approved | 71-204

Standard includes:

- Veneer plywood or laminate with matching PVC edge band
- Material: **Y** Veneer Plywood; **L** Laminate
- Standard Finishes
- Five open cubbies with fixed shelves
- Slim storage shelf with cable management grommet in rear
- Cutout at back of shelves for vertical cable management
- Shipped assembled

Options available:

- Premium Finishes

Part Number	Description	D" x W" x H"	Price
EXSU5S18-L	STORAGE UNIT, 5-Box, Slim Storage Shelf	16 × 18 × 76	\$579
EXSU5S18-Y	STORAGE UNIT, 5-Box, Slim Storage Shelf	16 × 18 × 76	\$712



GSA Approved | 71-206
COM yardage: 8.75

Standard includes:

- Component & Field reupholsterable in value grade fabric
- Seat cushions are reversible, zippered, and tethered
- Solid wood legs, Cocoa finish
- Seat height: 17.5"
- Shipped assembled

Options available:

- Grade 3 fabric and above, please call for pricing
- For Customer's Own Material (COM), add the total cost of fabric to Grade 1 Price Group

Part Number	Description	D" x W" x H"	Price	Base	Grade1	Grade2
BXLC1X3536+W	BAXTER, Chair	35 x 37 x 34	\$2,330	+\$121	+\$241	+\$362



GSA Approved | 71-206
COM yardage: 13

Part Number	Description	D" x W" x H"	Price	Base	Grade1	Grade2
BXSE1X3560+W	BAXTER, Settee	35 x 63 x 34	\$3,698	+\$179	+\$358	+\$536



GSA Approved | 71-206
COM yardage: 17

Part Number	Description	D" x W" x H"	Price	Base	Grade1	Grade2
BXSF1X3584+W	BAXTER, Sofa	35 x 89 x 34	\$4,112	+\$233	+\$466	+\$698

Part Number	Description	D" x W" x H"	Price	Base	Grade1	Grade2
BXOT1X2030+W	BAXTER, Ottoman	20 x 30 x 16	\$1,008	+\$59	+\$117	+\$175



GSA Approved | 71-206
COM yardage: 4

Baxter Modular Sectional | Lounge Seating



GSA Approved | 71-206
COM yardage: 8.00

Standard includes:

- Component & Field reupholsterable in value grade fabric
- Seat cushions are zippered and tethered
- Solid wood legs, Cocoa finish
- Seat height: 17.5"
- Ganging bracket included with each unit
- Shipped assembled

Options available:

- Grade 3 fabric and above, please call for pricing
- For Customer's Own Material (COM), add the total cost of fabric to Grade 1 Price Group

Note:

- Left and Right refers to upholstery of directional fabric on seat. From seated position, specify Left for directional fabric to align with chair to Left of corner. Specify Right, for directional fabric to align with chair to Right. Directional fabric on corner unit will only align with either the unit to right or left, not both.

Part Number	Description	D" x W" x H"	Price	Base	Grade1	Grade2
BXMSCCL3535+W	BAXTER MODULAR SECTIONAL, Corner Chair Left	35 x 35 x 35	\$2,075	+\$117	+\$233	+\$349
BXMSCCR3535+W	BAXTER MODULAR SECTIONAL, Corner Chair Right	35 x 35 x 35	\$2,075	+\$117	+\$233	+\$349



GSA Approved | 71-206
COM yardage: 7.25

Arm orientation is from the seated position

Part Number	Description	D" x W" x H"	Price	Base	Grade1	Grade2
BXMSLCL3533+W	BAXTER MODULAR SECTIONAL, Lounge Chair Left Arm	35 x 33 x 35	\$1,824	+\$104	+\$208	+\$312
BXMSLCN3527+W	BAXTER MODULAR SECTIONAL, Lounge Chair No Arms	35 x 27 x 35	\$1,541	+\$84	+\$167	+\$250
BXMSLCR3533+W	BAXTER MODULAR SECTIONAL, Lounge Chair Right Arm	35 x 33 x 35	\$1,824	+\$104	+\$208	+\$312



GSA Approved | 71-206
COM yardage: 10

Arm orientation is from the seated position

Part Number	Description	D" x W" x H"	Price	Base	Grade1	Grade2
BXMSSEL3559+W	BAXTER MODULAR SECTIONAL, Settee, Left Arm	35 x 59 x 35	\$2,927	+\$150	+\$299	+\$449
BXMSSEN3553+W	BAXTER MODULAR SECTIONAL, Settee, No Arms	35 x 53 x 35	\$2,655	+\$133	+\$266	+\$399
BXMSSER3559+W	BAXTER MODULAR SECTIONAL, Settee, Right Arm	35 x 59 x 35	\$2,927	+\$150	+\$299	+\$449

Baxter Modular Sectional | Lounge Seating



GSA Approved | 71-206
COM yardage: 12.75

Arm orientation is from the seated position

Part Number	Description	D" x W" x H"	Price	Base	Grade1	Grade2
BXMSSFL3586+W	BAXTER MODULAR SECTIONAL, Sofa, Left Arm	35 x 86 x 35	\$3,781	+\$196	+\$391	+\$586
BXMSSFN3580+W	BAXTER MODULAR SECTIONAL, Sofa, No Arm	35 x 80 x 35	\$3,496	+\$175	+\$349	+\$524
BXMSSFR3586+W	BAXTER MODULAR SECTIONAL, Sofa, Right Arm	35 x 86 x 35	\$3,781	+\$196	+\$391	+\$586



GSA Approved | 71-206
COM yardage: 4.25

Part Number	Description	D" x W" x H"	Price	Base	Grade1	Grade2
BXMSOT3635+W	BAXTER SECTIONAL, Ottoman	28 x 36 x 17	\$1,095	+\$59	+\$117	+\$175



GSA Approved | 71-206
COM yardage: 3

Standard includes:

- Component & Field reupholsterable in value grade fabric
- Arms: veneer plywood in maple or oak
- Clean out cushion design
- Seat height: 18"
- Shipped assembled

Options available:

- Grade 3 fabric and above, please call for pricing
- For Customer's Own Material (COM), add the total cost of fabric to Grade 1 Price Group

Part Number	Description	D" x W" x H"	Price	Base	Grade1	Grade2
BLLCMA3025+Y	BLUTO, Armless Chair, Field Reupholsterable	30 x 25 x 34	\$1,808	+\$46	+\$92	+\$138



GSA Approved | 71-206
COM yardage: 6

Part Number	Description	D" x W" x H"	Price	Base	Grade1	Grade2
BLSEAL3048+Y	BLUTO, Armless Settee, Field Reupholsterable	30 x 48 x 34	\$2,763	+\$88	+\$175	+\$262



GSA Approved | 71-206
COM yardage: 9

Part Number	Description	D" x W" x H"	Price	Base	Grade1	Grade2
BLSFAL3070+Y	BLUTO, Armless Sofa, Field Reupholsterable	30 x 70 x 34	\$3,698	+\$121	+\$241	+\$362



GSA Approved | 71-206
COM yardage: 7.75

Standard includes:

- Component & Field reupholsterable in value grade fabric
- Seat cushions are reversible, zippered, and tethered
- Plastic or solid wood legs, Cocoa finish
- Seat height: 18"
- Shipped assembled

Options available:

- Grade 3 fabric and above, please call for pricing
- For Customer's Own Material (COM), add the total cost of fabric to Grade 1 Price Group

Part Number	Description	D" x W" x H"	Price	Base	Grade1	Grade2
EMLC3X3134	EMILY, Lounge Chair, Plastic Legs, Field Re-upholsterable	31 x 34 x 34	\$1,673	+\$113	+\$225	+\$337
EMLC3X3134+W	EMILY, Lounge Chair, Wood Legs, Field Re-Upholsterable	31 x 34 x 34	\$1,711	+\$113	+\$225	+\$337
EMLC3X3134+X	EMILY, Lounge Chair, Metal Legs, Field Re-Upholsterable	31 x 34 x 34	\$1,734	+\$113	+\$225	+\$337



GSA Approved | 71-206
COM yardage: 10

Part Number	Description	D" x W" x H"	Price	Base	Grade1	Grade2
EMSE3X3156	EMILY, Settee, Plastic Legs, Field Re-upholsterable	31 x 56 x 34	\$2,278	+\$142	+\$283	+\$424
EMSE3X3156+W	EMILY, Settee, Wood Legs, Field Re-upholsterable	31 x 56 x 34	\$2,304	+\$142	+\$283	+\$424
EMSE3X3156+X	EMILY, Settee, Metal Legs, Field Re-upholsterable	31 x 56 x 34	\$2,338	+\$142	+\$283	+\$424



GSA Approved | 71-206
COM yardage: 12.5

Part Number	Description	D" x W" x H"	Price	Base	Grade1	Grade2
EMSF3X3177	EMILY, Sofa, Plastic Legs, Field Re-upholsterable	31 x 77 x 34	\$2,875	+\$167	+\$333	+\$499
EMSF3X3177+W	EMILY, Sofa, Wood Legs, Field Re-upholsterable	31 x 77 x 34	\$2,901	+\$167	+\$333	+\$499
EMSF3X3177+X	EMILY, Sofa, Metal Legs, Field Re-upholsterable	31 x 77 x 34	\$2,936	+\$167	+\$333	+\$499

Emily | Lounge Seating



GSA Approved | 71-206
COM yardage: 4

Part Number	Description	D" x W" x H"	Price	Base	Grade1	Grade2
EMOT1X1622	EMILY, Ottoman, Plastic Legs	22 x 16 x 17	\$907	+\$67	+\$133	+\$200
EMOT1X1622+W	EMILY, Ottoman, Wood Legs	22 x 16 x 17	\$967	+\$67	+\$133	+\$200
EMOT1X1622+X	EMILY, Ottoman, Metal Legs	22 x 16 x 17	\$969	+\$67	+\$133	+\$200



GSA Approved | 71-206
COM yardage: 12

Standard includes:

- Component & Field reupholsterable in value grade fabric
- Seat cushions are reversible, zippered and tethered
- Solid wood legs, Cocoa finish
- Seat height: 17.5"
- Shipped assembled

Options available:

- Grade 3 fabric and above, please call for pricing
- For Customer's Own Material (COM), add the total cost of fabric to Grade 1 Price Group

Part Number	Description	D" x W" x H"	Price	Base	Grade1	Grade2
GRLC1X3540+W	GARBO, Chair	35 x 40 x 35	\$2,533	+\$158	+\$316	+\$474



GSA Approved | 71-206
COM yardage: 16

Part Number	Description	D" x W" x H"	Price	Base	Grade1	Grade2
GRSE1X3564+W	GARBO, Settee	35 x 64 x 35	\$3,961	+\$204	+\$407	+\$611



GSA Approved | 71-206
COM yardage: 21.5

Part Number	Description	D" x W" x H"	Price	Base	Grade1	Grade2
GRSF1X3588+W	GARBO, Sofa, 3 Cushion	35 x 88 x 35	\$4,311	+\$258	+\$515	+\$773



GSA Approved | 71-206
COM yardage: 4

Part Number	Description	D" x W" x H"	Price	Base	Grade1	Grade2
GROT1X2030+W	GARBO, Ottoman	20 x 30 x 17	\$1,027	+\$67	+\$133	+\$200



Open Market
COM yardage: 5

Standard includes:

- Fully upholstered with value grade fabric
- Solid wood legs, Cocoa finish
- Seat height: 18"
- Shipped assembled

Options available:

- Grade 3 fabric and above, please call for pricing
- For Customer's Own Material (COM), add the total cost of fabric to Grade 1 Price Group

Part Number	Description	D" x W" x H"	Price	Base	Grade1	Grade2
HN2LC1X3331+W	HENLEY, Chair	33 x 31 x 32	\$2,368	+\$75	+\$150	+\$225



Open Market
COM yardage: 12.25

Part Number	Description	D" x W" x H"	Price	Base	Grade1	Grade2
HN2SF1X3379+W	HENLEY, Sofa	33 x 79 x 32	\$4,321	+\$183	+\$366	+\$549



GSA Approved | 71-206
COM yardage: 6.5

Standard includes:

- Component & Field reupholsterable in value grade fabric
- Seat cushions are reversible, zippered, and tethered
- Plastic, metal or solid wood legs, Cocoa finish
- Seat height: 18"
- Shipped assembled

Options available:

- Grade 3 fabric and above, please call for pricing
- For Customer's Own Material (COM), add the total cost of fabric to Grade 1 Price Group

Part Number	Description	D" x W" x H"	Price	Base	Grade1	Grade2
HDLC3X3133	HUDSON, Lounge Chair, Plastic Legs, Field Re-upholsterable	31 x 33 x 34	\$1,645	+\$88	+\$175	+\$262
HDLC3X3133+W	HUDSON, Lounge Chair, Wood Legs, Field Re-upholsterable	31 x 33 x 34	\$1,672	+\$88	+\$175	+\$262
HDLC3X3133+X	HUDSON, Lounge Chair, Metal Legs, Field Re-upholsterable	31 x 33 x 34	\$1,707	+\$88	+\$175	+\$262



GSA Approved | 71-206
COM yardage: 9

Part Number	Description	D" x W" x H"	Price	Base	Grade1	Grade2
HDSE3X3155	HUDSON, Settee, Plastic Legs, Field Re-upholsterable	31 x 55 x 34	\$2,257	+\$125	+\$250	+\$374
HDSE3X3155+W	HUDSON, Settee, Wood Legs, Field Re-upholsterable	31 x 55 x 34	\$2,282	+\$125	+\$250	+\$374
HDSE3X3155+X	HUDSON, Settee, Metal Legs, Field Re-upholsterable	31 x 55 x 34	\$2,318	+\$125	+\$250	+\$374



GSA Approved | 71-206
COM yardage: 12

Part Number	Description	D" x W" x H"	Price	Base	Grade1	Grade2
HDSF3X3176	HUDSON, Sofa, Plastic Legs, Field Re-upholsterable	31 x 76 x 34	\$2,868	+\$162	+\$324	+\$486
HDSF3X3176+W	HUDSON, Sofa, Wood Legs, Field Re-upholsterable	31 x 76 x 34	\$2,896	+\$162	+\$324	+\$486
HDSF3X3176+X	HUDSON, Sofa, Metal Legs, Field Re-upholsterable	31 x 76 x 34	\$2,930	+\$162	+\$324	+\$486



GSA Approved | 71-206
COM yardage: 4

Part Number	Description	D" x W" x H"	Price	Base	Grade1	Grade2
HDOT1X1622	HUDSON, Ottoman, Plastic Legs	22 x 16 x 17	\$907	+\$67	+\$133	+\$200
HDOT1X1622+W	HUDSON, Ottoman, Wood Legs	22 x 16 x 17	\$969	+\$67	+\$133	+\$200
HDOT1X1622+X	HUDSON, Ottoman, Metal Legs	22 x 16 x 17	\$935	+\$67	+\$133	+\$200



Tip: matching tables available.
GSA Approved | 71-206
COM yardage: Chair 5.5

Standard includes:

- Fully upholstered with value grade fabric
- Field re-upholsterable seat and back. Arms are component re-upholsterable.
- Steel legs: silver powder coat
- Seat height: 18"
- Shipped assembled

Options available:

- Solid wood arm caps in Oak or Maple
- Grade 3 fabric and above, please call for pricing
- For Customer's Own Material (COM), add the total cost of fabric to Grade 1 Price Group

Part Number	Description	D" x W" x H"	Price	Base	Grade1	Grade2
HULC1X3028+X	HUGO, Chair	30 x 28 x 35	\$2,381	+\$75	+\$150	+\$225



GSA Approved | 71-206
COM yardage: 8.75

Part Number	Description	D" x W" x H"	Price	Base	Grade1	Grade2
HUSE1X3050+X	HUGO, Settee	30 x 50 x 35	\$3,202	+\$121	+\$241	+\$362



GSA Approved | 71-206
COM yardage: 12

Part Number	Description	D" x W" x H"	Price	Base	Grade1	Grade2
HUSF1X3072+X	HUGO, Sofa	30 x 72 x 35	\$4,025	+\$167	+\$333	+\$499



GSA Approved | 71-206
COM yardage: 9

Part Number	Description	D" x W" x H"	Price	Base	Grade1	Grade2
HUBC1X2472+X	HUGO, Bench	24 x 72 x 18	\$3,347	+\$100	+\$200	+\$299



Tip: matching tables available.
GSA Approved | 71-206
COM Yardage: Seat 2.25, Back 1.5

Standard includes:

- Fully upholstered with value grade fabric
- Metal legs
- Seat height: 18"
- Shipped assembled

Options available:

- Casters, 4" silver: **+\$100 List**
- Wood legs: **+\$180 List**
- Integrated power, left or right: **+\$185 List**. Includes 1 power outlet, 2 USB charging ports with a 6' cord.
- Grade 3 fabric and above, please call for pricing
- For Customer's Own Material (COM), add the total cost of fabric to Grade 1 Price Group

Part Number	Description	D" x W" x H"	Price	Base	Grade1	Grade2
LULB1A24	LUCY, Chair, Armless	30 x 24 x 30	\$1,216	+\$59	+\$117	+\$175
LULB1A24F	LUCY, Chair, Armless, Field Reupholsterable	30 x 24 x 30	\$1,394	+\$59	+\$117	+\$175



GSA Approved | 71-206
COM Yardage: Seat 2.75, Back 1.75

Options available:

- Casters, 4" silver: **+\$100 List**
- Wood legs: **+\$180 List**
- Integrated power, left or right: **+\$185 List**. Includes 1 power outlet, 2 USB charging ports with a 6' cord.
- Grade 4 fabric and above, please call for pricing
- For Customer's Own Material (COM), add the total cost of fabric to Grade 1 Price Group

Part Number	Description	D" x W" x H"	Price	Base	Grade1	Grade2
LULB1A30	LUCY, Chair, Big, Armless	30 x 30 x 30	\$1,255	+\$75	+\$150	+\$224
LULB1A30F	LUCY, Chair, Big, Armless, Field Reupholsterable	30 x 30 x 30	\$1,521	+\$75	+\$150	+\$224



GSA Approved | 71-206
COM Yardage: Seat 3.25, Back 2.75

Options available:

- Casters, 4" silver: **+\$100 List**
- Wood legs: **+\$180 List**
- Grade 4 fabric and above, please call for pricing
- For Customer's Own Material (COM), add the total cost of fabric to Grade 1 Price Group

Note:

- Left and Right refers to upholstery of directional fabric on seat. From seated position, specify Left for directional fabric to align with chair to Left of corner. Specify Right, for directional fabric to align with chair to Right. Directional fabric on corner unit will only align with either the unit to right or left, not both.

Part Number	Description	D" x W" x H"	Price	Base	Grade1	Grade2
LULB2A30	LUCY, 90 Corner Chair, Right	30 x 30 x 30	\$1,574	+\$75	+\$150	+\$224
LULB2A30F	LUCY, 90 Corner Chair, Right, Field Reupholsterable	30 x 30 x 30	\$1,843	+\$75	+\$150	+\$224
LULB2B30	LUCY, 90 Corner Chair, Left	30 x 30 x 30	\$1,574	+\$75	+\$150	+\$224
LULB2B30F	LUCY, 90 Corner Chair, Left, Field Reupholsterable	30 x 30 x 30	\$1,843	+\$75	+\$150	+\$224



GSA Approved | 71-206
COM Yardage: Seat 2.75, Back 2

Options available:

- Casters, 4" silver: **+\$100 List**
- Wood legs: **+\$180 List**
- Integrated power, left or right: **+\$185 List**. Includes 1 power outlet, 2 USB charging ports with a 6' cord.
- Grade 4 fabric and above, please call for pricing
- For Customer's Own Material (COM), add the total cost of fabric to Grade 1 Price Group

Part Number	Description	D" x W" x H"	Price	Base	Grade1	Grade2
LULB3A30	LUCY, Curved - Inner	39 x 30 x 30	\$1,398	+\$75	+\$150	+\$224
LULB3A30F	LUCY, Curved - Inner, Field Reupholsterable	39 x 30 x 30	\$1,690	+\$75	+\$150	+\$224
LULB3B30	LUCY, Curved - Outer	39 x 30 x 30	\$1,413	+\$75	+\$150	+\$224
LULB3B30F	LUCY, Curved - Outer, Field Reupholsterable	39 x 30 x 30	\$1,690	+\$75	+\$150	+\$224



GSA Approved | 71-206
COM Yardage: Seat 2.25, Back 1.5

Options available:

- Casters, 4" silver: **+\$100 List**
- Wood legs: **+\$180 List**
- Integrated power, left or right: **+\$185 List**. Includes 1 power outlet, 2 USB charging ports with a 6' power cord.
- Grade 4 fabric and above, please call for pricing
- For Customer's Own Material (COM), add the total cost of fabric to Grade 1 Price Group

Note:

- Arms are bent veneer plywood available in Oak or Maple

Part Number	Description	D" x W" x H"	Price	Base	Grade1	Grade2
LULB1D24+K	LUCY, Chair, Wood Arms	30 x 29 x 30	\$1,654	+\$59	+\$117	+\$175
LULB1D24+M	LUCY, Chair, Wood Arms	30 x 29 x 30	\$1,654	+\$59	+\$117	+\$175



GSA Approved | 71-206
COM Yardage: Seat 2.75, Back 1.75

Options available:

- Casters, 4" silver: **+\$100 List**
- Wood legs: **+\$180 List**
- Integrated power, left or right: **+\$185 List**. Includes 1 power outlet, 2 USB charging ports with a 6' power cord.
- Grade 4 fabric and above, please call for pricing
- For Customer's Own Material (COM), add the total cost of fabric to Grade 1 Price Group

Note:

- Arms are bent veneer plywood available in Oak or Maple

Part Number	Description	D" x W" x H"	Price	Base	Grade1	Grade2
LULB1D30+K	LUCY, Chair, Big, Wood Arm	30 x 36 x 30	\$1,724	+\$75	+\$150	+\$224
LULB1D30+M	LUCY, Chair, Big, Wood Arm	30 x 36 x 30	\$1,725	+\$75	+\$150	+\$224



GSA Approved | 71-206
COM Yardage: Seat 2.25, Back 2.75

Options available:

- Casters, 4" silver: **+\$100 List**
- Wood legs: **+\$180 List**
- Arms are bent plywood
- Integrated power, left or right: **+\$185 List**. Includes 1 power outlet, 2 USB charging ports with a 6' power cord.
- Grade 4 fabric and above, please call for pricing
- For Customer's Own Material (COM), add the total cost of fabric to Grade 1 Price Group

Part Number	Description	D" x W" x H"	Price	Base	Grade1	Grade2
LUHB1A24	LUCY, Highback Chair, Armless	30 x 24 x 36	\$1,312	+\$67	+\$133	+\$200
LUHB1A24F	LUCY, Highback Chair, Armless, Field Reupholsterable	30 x 24 x 36	\$1,589	+\$67	+\$133	+\$200



GSA Approved | 71-206
COM Yardage: Seat 2.75, Back 3.25

Options available:

- Casters, 4" silver: **+\$100 List**
- Wood legs: **+\$180 List**
- Integrated power, left or right: **+\$185 List**. Includes 1 power outlet, 2 USB charging ports with a 6' power cord.
- Grade 4 fabric and above, please call for pricing
- For Customer's Own Material (COM), add the total cost of fabric to Grade 1 Price Group

Part Number	Description	D" x W" x H"	Price	Base	Grade1	Grade2
LUHB1A30	LUCY, Highback Chair, Big, Armless	30 x 30 x 36	\$1,414	+\$84	+\$167	+\$250
LUHB1A30F	LUCY, Highback Chair, Big, Armless, Field Reupholsterable	30 x 30 x 36	\$1,716	+\$84	+\$167	+\$250



GSA Approved | 71-206
COM Yardage: Seat 3.25, Back 4

Options available:

- Casters, 4" silver: **+\$100 List**
- Wood legs: **+\$180 List**
- Grade 4 fabric and above, please call for pricing
- For Customer's Own Material (COM), add the total cost of fabric to Grade 1 Price Group

Note:

- Left and Right refers to upholstery of directional fabric on seat. From seated position, specify Left for directional fabric to align with chair to Left of corner. Specify Right, for directional fabric to align with chair to Right. Directional fabric on corner unit will only align with either the unit to right or left, not both.

Part Number	Description	D" x W" x H"	Price	Base	Grade1	Grade2
LUHB2A30	LUCY, 90 Corner Highback Chair, Right	30 x 30 x 36	\$1,745	+\$83	+\$166	+\$249
LUHB2A30F	LUCY, 90 Corner Highback Chair, Right, Field Reupholsterable	30 x 30 x 36	\$2,038	+\$83	+\$166	+\$249
LUHB2B30	LUCY, 90 Corner Highback Chair, Left	30 x 30 x 36	\$1,745	+\$83	+\$166	+\$249
LUHB2B30F	LUCY, 90 Corner Highback Chair, Left, Field Reupholsterable	30 x 30 x 36	\$2,038	+\$83	+\$166	+\$249



GSA Approved | 71-206
COM Yardage: Seat 2.75, Back 3.25

Options available:

- Casters, 4" silver: **+\$100 List**
- Wood legs: **+\$180 List**
- Integrated power, left or right: **+\$185 List**. Includes 1 power outlet, 2 USB charging ports with a 6' power cord.
- Grade 4 fabric and above, please call for pricing
- For Customer's Own Material (COM), add the total cost of fabric to Grade 1 Price Group

Part Number	Description	D" x W" x H"	Price	Base	Grade1	Grade2
LUHB3A30	LUCY, Highback Curved - Inner	39 x 30 x 36	\$1,556	+\$83	+\$166	+\$249
LUHB3A30F	LUCY, Highback Curved - Inner, Field Reupholsterable	39 x 30 x 36	\$1,885	+\$83	+\$166	+\$249
LUHB3B30	LUCY, Highback Curved - Outer	39 x 30 x 36	\$1,556	+\$83	+\$166	+\$249
LUHB3B30F	LUCY, Highback Curved - Outer, Field Reupholsterable	39 x 30 x 36	\$1,885	+\$83	+\$166	+\$249



GSA Approved | 71-206
COM Yardage: Seat 2.25, Back 2.75

Options available:

- Casters, 4" silver: **+\$100 List**
- Wood legs: **+\$180 List**
- Integrated power, left or right: **+\$185 List**. Includes 1 power outlet, 2 USB charging ports with a 6' power cord.
- Grade 4 fabric and above, please call for pricing
- For Customer's Own Material (COM), add the total cost of fabric to Grade 1 Price Group

Note:

- Arms are bent veneer plywood available in Oak or Maple

Part Number	Description	D" x W" x H"	Price	Base	Grade1	Grade2
LUHB1D24+K	LUCY, Highback Chair, Wood Arms	30 x 29 x 36	\$1,754	+\$67	+\$133	+\$199
LUHB1D24+M	LUCY, Highback Chair, Wood Arms	30 x 29 x 36	\$1,755	+\$67	+\$133	+\$199



GSA Approved | 71-206
COM Yardage: Seat 2.75, Back 3.25

Options available:

- Casters, 4" silver: **+\$100 List**
- Wood legs: **+\$180 List**
- Integrated power, left or right: **+\$185 List**. Includes 1 power outlet, 2 USB charging ports with a 6' cord.
- Grade 4 fabric and above, please call for pricing
- For Customer's Own Material (COM), add the total cost of fabric to Grade 1 Price Group

Note:

- Arms are bent veneer plywood available in Oak or Maple

Part Number	Description	D" x W" x H"	Price	Base	Grade1	Grade2
LUHB1D30+K	LUCY, Highback Chair, Big, Wood Arm	30 x 36 x 36	\$1,824	+\$83	+\$166	+\$249
LUHB1D30+M	LUCY, Highback Chair, Big, Wood Arm	30 x 36 x 36	\$1,824	+\$83	+\$166	+\$249



GSA Approved | 71-206
COM Yardage: Cushion Top 3.25, Table Top 2.5

Options available:

- Casters, 4" silver: **+\$100 List**
- Wood legs: **+\$180 List**
- Integrated Power, left or right on side **+\$185 List**. Includes 1 power outlet; 2 USB charging ports with a 6' cord.
- Integrated Power, centered on laminate tops **+\$185 List**. Includes 1 power outlet; 2 USB charging ports with a 6' cord.
- Grade 4 fabric and above, please call for pricing
- For Customer's Own Material (COM), add the total cost of fabric to Grade 1 Price Group

Part Number	Description	D" x W" x H"	Price	Base	Grade1	Grade2
LUBC24FNNN	LUCY, Ottoman, 30x24, Field Reupholsterable	30 x 24 x 18	\$802	+\$38	+\$75	+\$113
LUBC24NNNN	LUCY, Ottoman, 30x24	30 x 24 x 18	\$779	+\$38	+\$75	+\$113
LUBC30FNNN	LUCY, Ottoman, 30x30, Field Reupholsterable	30 x 30 x 18	\$869	+\$59	+\$117	+\$175
LUBC30NNNN	LUCY, Ottoman, 30x30	30 x 30 x 18	\$844	+\$59	+\$117	+\$175
LUOT24NTNN	LUCY, Ottoman, 30x24, Table Top	30 x 24 x 17	\$818	+\$34	+\$67	+\$100
LUOT30NTNN	LUCY, Ottoman, 30x30, Table Top	30 x 30 x 17	\$946	+\$38	+\$75	+\$113



GSA Approved | 71-206
COM yardage: 3

Options available:

- Casters, 4" silver: **+\$100 List**
- Wood legs: **+\$180 List**
- Grade 4 fabric and above, please call for pricing
- For Customer's Own Material (COM), add the total cost of fabric to Grade 1 Price Group

Part Number	Description	D" x W" x H"	Price	Base	Grade1	Grade2
LUBCCVFNNN	LUCY, Ottoman, Curve, Field Reupholsterable	30 x 39 x 18	\$1,248	+\$50	+\$100	+\$150
LUBCCVNNNN	LUCY, Ottoman, Curve	30 x 39 x 18	\$1,208	+\$50	+\$100	+\$150



GSA Approved | 71-206
Tip: one bracket needed per joint

Standard includes:

- Single bracket: black

Part Number	Description	D" x W" x H"	Price
LUGBKT	LUCY, Ganging Bracket	3 x 2 x 3	\$43



GSA Approved | 71-206
COM yardage: 2.5

Standard includes:

- Fully upholstered with value grade fabric
- Metal Legs
- Stool height: 17"
- 1" HPL top with 3mm PVC edge banding on table top units
- Shipped assembled

Options available:

- Wood legs: **+\$180 List**
- Grade 3 fabric and above, please call for pricing
- For Customer's Own Material (COM), add the total cost of fabric to Grade 1 Price Group

Part Number	Description	D" x W" x H"	Price	Base	Grade1	Grade2
LULU18	LUCY LU, Stool, 18"	18 x 18 x 17	\$632	+\$34	+\$67	+\$100
LULU18NTNN	LUCY LU, Stool, 18", Table Top	18 x 18 x 17	\$633	+\$34	+\$67	+\$100



GSA Approved | 71-206
COM yardage: 3.5

Options available:

- Wood legs: **+\$180 List**
- Integrated power **+\$185 List**. Includes 1 power outlet, 2 USB charging ports with a 6' cord.
- Centered integrated power on laminate top, **+\$185 List**. Includes 1 power outlet, 2 USB charging ports with a 6' cord.
- Grade 4 fabric and above, please call for pricing
- For Customer's Own Material (COM), add the total cost of fabric to Grade 1 Price Group

Part Number	Description	D" x W" x H"	Price	Base	Grade1	Grade2
LULU32	LUCY LU, Stool, 32"	32 x 32 x 17	\$939	+\$50	+\$100	+\$150
LULU32NTNN	LUCY LU, Stool, 32", Table Top	32 x 32 x 17	\$931	+\$38	+\$75	+\$113



GSA Approved | 71-206
COM yardage: 4.75

Options available:

- Wood legs: **+\$225 List**
- Integrated power **+\$185 List**. Includes 1 power outlet, 2 USB charging ports with a 6' cord.
- Centered integrated power on laminate top, **+\$185 List**. Includes 1 power outlet, 2 USB charging ports with a 6' power cord.
- Grade 4 fabric and above, please call for pricing
- For Customer's Own Material (COM), add the total cost of fabric to Grade 1 Price Group

Part Number	Description	D" x W" x H"	Price	Base	Grade1	Grade2
LULU44	LUCY LU, Stool, 44"	44 x 44 x 17	\$1,146	+\$67	+\$133	+\$200
LULU44NTNN	LUCY LU, Stool, 44", Table Top	44 x 44 x 17	\$1,196	+\$46	+\$92	+\$138



GSA Approved | 71-206
COM yardage: 4.75

Options available:

- Wood legs: **+\$225 List**
- Grade 4 fabric and above, please call for pricing
- For Customer's Own Material (COM), add the total cost of fabric to Grade 1 Price Group

Part Number	Description	D" x W" x H"	Price	Base	Grade1	Grade2
LULU44H	LUCY LU, Stool, 44", Half-moon	44 x 44 x 17	\$1,223	+\$79	+\$158	+\$237



GSA Approved | 71-206
COM yardage: 2


Standard includes:

- Fully upholstered with value grade fabric
- Plastic Glides
- 1" HPL top with 3mm PVC edge banding on table top units
- Shipped assembled

Options available:


- Grade 3 fabric and above, please call for pricing
- For Customer's Own Material (COM), add the total cost of fabric to Grade 1 Price Group

Part Number	Description	D" x W" x H"	Price	Base	Grade1	Grade2
DSKCNNNS	DOOZIE, Speck, Cushion	18 × 18 × 18	\$655	+\$50	+\$100	+\$150
DSKHNNNS	DOOZIE, Speck, Table Top	18 × 18 × 17	\$694	+\$34	+\$67	+\$100



GSA Approved | 71-206
COM yardage: 5


Part Number	Description	D" x W" x H"	Price	Base	Grade1	Grade2
DSPCNNNS	DOOZIE, Spot, Cushion	42 × 42 × 18	\$983	+\$63	+\$125	+\$187
DSPHNNNS	DOOZIE, Spot, Table Top	42 × 42 × 17	\$975	+\$38	+\$75	+\$113



GSA Approved | 71-206
COM Yardage: 4.5


Part Number	Description	D" x W" x H"	Price	Base	Grade1	Grade2
DPCCNNNS	DOOZIE, Pac, Cushion	36 × 42 × 18	\$976	+\$79	+\$158	+\$237

Part Number	Description	D" x W" x H"	Price	Base	Grade1	Grade2
DSECNNS	DOOZIE, Squeeze, Cushion	30 × 42 × 18	\$931	+\$63	+\$125	+\$187



GSA Approved | 71-206
COM Yardage: 3.25

Part Number	Description	D" x W" x H"	Price	Base	Grade1	Grade2
DSDCNNS	DOOZIE, Slide, Cushion	42 × 30 × 24	\$915	+\$50	+\$100	+\$150




GSA Approved | 71-206
COM Yardage: 3

Part Number	Description	D" x W" x H"	Price	Base	Grade1	Grade2
DBPCNNS	DOOZIE, Bump, Cushion	18 × 30 × 31	\$895	+\$50	+\$100	+\$150




GSA Approved | 71-206
COM Yardage: 2.75

Part Number	Description	D" x W" x H"	Price	Base	Grade1	Grade2
DDPCNNNS	DOOZIE, Dip, Cushion	18 x 42 x 24	\$895	+\$50	+\$100	+\$150



GSA Approved | 71-206
COM Yardage: 3

Part Number	Description	D" x W" x H"	Price	Base	Grade1	Grade2
DLKCNNNS	DOOZIE, Link, Cushion	25 x 43 x 18	\$906	+\$42	+\$84	+\$125



GSA Approved | 71-206
COM Yardage: 3

- (4) Units create 44" diameter inner circle for applications around columns

Part Number	Description	D" x W" x H"	Price	Base	Grade1	Grade2
DJNCNNNS	DOOZIE, Join, Cushion	20 x 43 x 18	\$904	+\$42	+\$84	+\$125



GSA Approved | 71-206
COM Yardage: 3



GSA Approved | 71-206
COM yardage: 7.5

Standard includes:

- Component & Field reupholsterable in value grade fabric
- Seat cushions are reversible, zippered, and tethered
- Plastic, metal or solid wood legs, Cocoa finish
- Seat height: 18"
- Shipped assembled

Options available:

- Grade 3 fabric and above, please call for pricing
- For Customer's Own Material (COM), add the total cost of fabric to Grade 1 Price Group

Part Number	Description	D" x W" x H"	Price	Base	Grade1	Grade2
QULC3X3133	QUINCY, Lounge Chair, Plastic Legs, Field Re-upholsterable	31 x 33 x 34	\$1,638	+\$100	+\$200	+\$299
QULC3X3133+W	QUINCY, Lounge Chair, Wood Legs, Field Re-upholsterable	31 x 33 x 34	\$1,664	+\$100	+\$200	+\$299
QULC3X3133+X	QUINCY, Lounge Chair, Metal Legs, Field Re-upholsterable	31 x 33 x 34	\$1,700	+\$100	+\$200	+\$299



GSA Approved | 71-206
COM yardage: 9.75

Part Number	Description	D" x W" x H"	Price	Base	Grade1	Grade2
QUSE3X3155	QUINCY, Settee, Plastic Legs, Field Re-upholsterable	31 x 55 x 34	\$2,247	+\$133	+\$266	+\$399
QUSE3X3155+W	QUINCY, Settee, Wood Legs, Field Re-upholsterable	31 x 55 x 34	\$2,273	+\$133	+\$266	+\$399
QUSE3X3155+X	QUINCY, Settee, Metal Legs, Field Re-upholsterable	31 x 55 x 34	\$2,309	+\$133	+\$266	+\$399



GSA Approved | 71-206
COM yardage: 12.25

Part Number	Description	D" x W" x H"	Price	Base	Grade1	Grade2
QUSF3X3176	QUINCY, Sofa, Plastic Legs, Field Re-upholsterable	31 x 76 x 34	\$2,855	+\$158	+\$316	+\$474
QUSF3X3176+W	QUINCY, Sofa, Wood Legs, Field Re-upholsterable	31 x 76 x 34	\$2,882	+\$158	+\$316	+\$474
QUSF3X3176+X	QUINCY, Sofa, Metal Legs, Field Re-upholsterable	31 x 76 x 34	\$2,916	+\$158	+\$316	+\$474

Quincy | Lounge Seating



GSA Approved | 71-206
COM yardage: 4

Part Number	Description	D" x W" x H"	Price	Base	Grade1	Grade2
QUOT1X1622	QUINCY, Ottoman, Plastic Legs	22 x 16 x 17	\$907	+\$67	+\$133	+\$200
QUOT1X1622+W	Quincy, Ottoman, Wood Legs	22 x 16 x 17	\$969	+\$67	+\$133	+\$200
QUOT1X1622+X	QUINCY, Ottoman, Metal Legs	22 x 16 x 17	\$935	+\$67	+\$133	+\$200

Monroe | Lounge Seating



GSA Approved | 71-206
COM yardage: 5

Standard includes:

- Fully upholstered with value grade fabric
- Plastic legs
- Seat height: 17"
- Shipped assembled

Options available:

- Grade 3 fabric and above, please call for pricing
- For Customer's Own Material (COM), add the total cost of fabric to Grade 1 Price Group

Part Number	Description	D" x W" x H"	Price	Base	Grade1	Grade2
MNLC1X3132	MONROE, Lounge Chair, Plastic Legs, Traditional Upholstery	31 x 32 x 34	\$1,251	+\$75	+\$150	+\$225



GSA Approved | 71-206
COM yardage: 7.25

Part Number	Description	D" x W" x H"	Price	Base	Grade1	Grade2
MNSE1X3154	MONROE, Settee, Plastic Legs, Traditional Upholstery	31 x 54 x 34	\$1,829	+\$108	+\$216	+\$324



GSA Approved | 71-206
COM yardage: 9.5

Part Number	Description	D" x W" x H"	Price	Base	Grade1	Grade2
MNSF1X3175	MONROE, Sofa, Plastic Legs, Traditional Upholstery	31 x 76 x 34	\$2,434	+\$142	+\$283	+\$424



GSA Approved | 71-206
COM yardage: 6.75

Standard includes:

- Component & Field reupholsterable in value grade fabric
- Seat cushions are reversible, zippered, and tethered
- Plastic, metal or solid wood legs, Cocoa finish
- Seat height: 17.5"
- Shipped assembled

Options available:

- Grade 3 fabric and above, please call for pricing
- For Customer's Own Material (COM), add the total cost of fabric to Grade 1 Price Group

Part Number	Description	D" x W" x H"	Price	Base	Grade1	Grade2
CHLC1X3333	CHARLIE, Lounge Chair, Plastic Legs, Field Re-upholsterable	32 x 33 x 35	\$1,633	+\$100	+\$200	+\$299
CHLC1X3333+W	CHARLIE, Lounge Chair, Wood Legs, Field Re-upholsterable	32 x 33 x 35	\$1,658	+\$100	+\$200	+\$299
CHLC1X3333+X	CHARLIE, Lounge Chair, Metal Legs, Field Re-upholsterable	32 x 33 x 35	\$1,696	+\$100	+\$200	+\$299



GSA Approved | 71-206
COM yardage: 9.25

Part Number	Description	D" x W" x H"	Price	Base	Grade1	Grade2
CHSE1X3355	CHARLIE, Settee, Plastic Legs, Field Re-upholsterable	32 x 55 x 35	\$2,251	+\$133	+\$266	+\$399
CHSE1X3355+W	CHARLIE, Settee, Wood Legs, Field Re-upholsterable	32 x 55 x 35	\$2,275	+\$133	+\$266	+\$399
CHSE1X3355+X	CHARLIE, Settee, Metal Legs, Field Re-upholsterable	32 x 55 x 35	\$2,313	+\$133	+\$266	+\$399



GSA Approved | 71-206
COM yardage: 11.75

Part Number	Description	D" x W" x H"	Price	Base	Grade1	Grade2
CHSF1X3377	CHARLIE, Sofa, Plastic Legs, Field Re-upholsterable	32 x 77 x 35	\$2,861	+\$167	+\$333	+\$499
CHSF1X3377+W	CHARLIE, Sofa, Wood Legs, Field Re-upholsterable	32 x 77 x 35	\$2,881	+\$167	+\$333	+\$499
CHSF1X3377+X	CHARLIE, Sofa, Metal Legs, Field Re-upholsterable	32 x 77 x 35	\$2,918	+\$167	+\$333	+\$499



GSA Approved | 71-206
COM yardage: 5.5

Standard includes:

- Fully upholstered with value grade fabric
- Metal or veneer wood legs in multiple finishes
- Seat height: 17"
- Shipped ready to assemble

Options available:

- Grade 3 fabric and above, please call for pricing
- For Customer's Own Material (COM), add the total cost of fabric to Grade 1 Price Group

Part Number	Description	D" x W" x H"	Price	Base	Grade1	Grade2
TNLC3028+X	TURNER, Lounge Chair, Armless, Metal Legs	29 x 27 x 29	\$2,070	+\$84	+\$167	+\$250
TNLC3028+Y	TURNER, Lounge Chair, Armless, Wood Legs	29 x 27 x 29	\$2,302	+\$84	+\$167	+\$250



GSA Approved | 71-206
COM yardage: 6.25

Arm and table orientation is from the seated position

Part Number	Description	D" x W" x H"	Price	Base	Grade1	Grade2
TNLC3028+X	TURNER, Lounge Chair, Arm Left, Metal Legs	29 x 27 x 29	\$2,578	+\$96	+\$192	+\$287
TNLC3028+Y	TURNER, Lounge Chair, Arm Left, Wood Legs	29 x 27 x 29	\$2,810	+\$96	+\$192	+\$287
TNLCR3028+X	TURNER, Lounge Chair, Arm Right, Metal Legs	29 x 27 x 29	\$2,578	+\$96	+\$192	+\$287
TNLCR3028+Y	TURNER, Lounge Chair, Arm Right, Wood Legs	29 x 27 x 29	\$2,810	+\$96	+\$192	+\$287



GSA Approved | 71-206
COM Yardage: 5.75

Standard includes:

- Fully upholstered with value grade fabric
- Metal or veneer wood legs in multiple finishes
- Integrated table in laminate with matching PVC edge band
- Seat height: 17"
- Shipped ready to assemble

Options available:

- Grade 3 fabric and above, please call for pricing
- For Customer's Own Material (COM), add the total cost of fabric to Grade 1 Price Group
- Integrated power in table: **+\$225 List**. Includes 1 power outlet, 2 USB charging ports with a 6' cord.

Arm and table orientation is from the seated position

Part Number	Description	D" x W" x H"	Price	Base	Grade1	Grade2
TNLCTL3042+X	TURNER, Lounge Chair, Armless, Integrated Table Left, Metal Legs	29 x 41 x 29	\$2,216	+\$88	+\$175	+\$262
TNLCTL3042+Y	TURNER, Lounge Chair, Armless, Integrated Table Left, Wood Legs	29 x 41 x 29	\$2,449	+\$88	+\$175	+\$262
TNLCTR3042+X	TURNER, Lounge Chair, Armless, Integrated Table Right, Metal Legs	29 x 41 x 29	\$2,216	+\$88	+\$175	+\$262
TNLCTR3042+Y	TURNER, Lounge Chair, Armless, Integrated Table Right, Wood Legs	29 x 41 x 29	\$2,449	+\$88	+\$175	+\$262



GSA Approved | 71-206
COM yardage: 6.5

Arm and table orientation is from the seated position

Part Number	Description	D" x W" x H"	Price	Base	Grade1	Grade2
TNLCCLR3042+X	TURNER, Lounge Chair, Arm Left, Integrated Table Right, Metal Legs	29 x 41 x 29	\$2,668	+\$100	+\$200	+\$299
TNLCCLR3042+Y	TURNER, Lounge Chair, Arm Left, Integrated Table Right, Wood Legs	29 x 41 x 29	\$2,898	+\$100	+\$200	+\$299



GSA Approved | 71-206
COM yardage: 7.25

Standard includes:

- Fully upholstered with value grade fabric
- Metal or veneer wood legs in multiple finishes
- Seat height: 17"
- Shipped ready to assemble

Options available:

- Grade 3 fabric and above, please call for pricing
- For Customer's Own Material (COM), add the total cost of fabric to Grade 1 Price Group

Part Number	Description	D" x W" x H"	Price	Base	Grade1	Grade2
TNSE3056+X	TURNER, Settee, Armless, Metal Legs	29 x 55 x 29	\$2,544	+\$113	+\$225	+\$337
TNSE3056+Y	TURNER Settee, Armless, Wood Legs	29 x 55 x 29	\$2,775	+\$113	+\$225	+\$337



GSA Approved | 71-206
COM yardage: 8.5

Part Number	Description	D" x W" x H"	Price	Base	Grade1	Grade2
TNSEA3056+X	TURNER, Settee, Arms, Metal Legs	29 x 55 x 29	\$3,138	+\$129	+\$258	+\$387
TNSEA3056+Y	TURNER, Settee, Arms, Wood Legs	29 x 55 x 29	\$3,369	+\$129	+\$258	+\$387



GSA Approved | 71-206
COM yardage: 7.5

Standard includes:

- Fully upholstered with value grade fabric
- Metal or veneer wood legs in multiple finishes
- Integrated table in laminate with matching PVC edge band
- Seat height: 17"
- Shipped ready to assemble

Options available:

- Grade 3 fabric and above, please call for pricing
- For Customer's Own Material (COM), add the total cost of fabric to Grade 1 Price Group
- Integrated power in table: **+\$225 List**. Includes 1 power outlet, 2 USB charging ports with a 6' cord.

Arm and table orientation is from the seated position

Part Number	Description	D" x W" x H"	Price	Base	Grade1	Grade2
TNSETL3069+X	TURNER, Settee, Armless, Integrated Table Left, Metal Legs	29 x 69 x 29	\$2,722	+\$117	+\$233	+\$349
TNSETL3069+Y	TURNER, Settee, Armless, Integrated Table Left, Wood Legs	29 x 69 x 29	\$2,954	+\$117	+\$233	+\$349
TNSETR3069+X	TURNER, Settee, Armless, Integrated Table Right, Metal Legs	29 x 69 x 29	\$2,722	+\$117	+\$233	+\$349
TNSETR3069+Y	TURNER, Settee, Armless, Integrated Table Right, Wood Legs	29 x 69 x 29	\$2,954	+\$117	+\$233	+\$349



GSA Approved | 71-206
COM yardage: 9

Arm and table orientation is from the seated position

Part Number	Description	D" x W" x H"	Price	Base	Grade1	Grade2
TNSEATL3069+X	TURNER, Settee, Arms, Integrated Table Left, Metal Legs	29 x 69 x 29	\$3,313	+\$133	+\$266	+\$399
TNSEATL3069+Y	TURNER, Settee, Arms, Integrated Table Left, Wood Legs	29 x 69 x 29	\$3,546	+\$133	+\$266	+\$399
TNSEATR3069+X	TURNER, Settee, Arms, Integrated Table Right, Metal Legs	29 x 69 x 29	\$3,313	+\$133	+\$266	+\$399
TNSEATR3069+Y	TURNER, Settee, Arms, Integrated Table Right, Wood Legs	29 x 69 x 29	\$3,546	+\$133	+\$266	+\$399



GSA Approved | 71-206
COM yardage: 4.25

Standard includes:

- Fully upholstered with value grade fabric
- Metal or veneer wood legs in multiple finishes
- Seat height: 17"
- Shipped ready to assemble

Options available:

- Grade 3 fabric and above, please call for pricing
- For Customer's Own Material (COM), add the total cost of fabric to Grade 1 Price Group

Part Number	Description	D" x W" x H"	Price	Base	Grade1	Grade2
TNBC3028+X	TURNER, Single Seat Bench, Metal Legs	29 x 27 x 17	\$1,465	+\$63	+\$125	+\$187
TNBC3028+Y	TURNER, Single Seat Bench, Wood Legs	29 x 27 x 17	\$1,697	+\$63	+\$125	+\$187



GSA Approved | 71-206
COM Yardage: 5

Part Number	Description	D" x W" x H"	Price	Base	Grade1	Grade2
TNBC3056+X	TURNER, Double Seat Bench, Metal Legs	29 × 55 × 17	\$1,744	+\$75	+\$150	+\$225
TNBC3056+Y	TURNER, Double Seat Bench, Wood Legs	29 × 55 × 17	\$1,936	+\$75	+\$150	+\$225



GSA Approved | 71-206
COM yardage: 4.5

Standard includes:

- Fully upholstered with value grade fabric
- Metal or veneer wood legs in multiple finishes
- Integrated table in laminate with matching PVC edge band
- Seat height: 17"
- Shipped ready to assemble

Options available:

- Grade 3 fabric and above, please call for pricing
- For Customer's Own Material (COM), add the total cost of fabric to Grade 1 Price Group
- Integrated power in table: **+\$225 List**. Includes 1 power outlet, 2 USB charging ports with a 6' cord.

Arm and table orientation is from the seated position

Part Number	Description	D" x W" x H"	Price	Base	Grade1	Grade2
TNBCT3042+X	TURNER, Single Seat Bench, Integrated Table, Metal Legs	29 × 41 × 17	\$1,630	+\$67	+\$133	+\$200
TNBCT3042+Y	TURNER, Single Seat Bench, Integrated Table, Wood Legs	29 × 41 × 17	\$1,862	+\$67	+\$133	+\$200



GSA Approved | 71-206
COM yardage: 5.25

Arm and table orientation is from the seated position

Part Number	Description	D" x W" x H"	Price	Base	Grade1	Grade2
TNBCT3069+X	TURNER, Double Seat Bench, Integrated Table, Metal Legs	29 × 69 × 17	\$1,937	+\$79	+\$158	+\$237
TNBCT3069+Y	TURNER, Double Seat Bench, Integrated Table, Wood Legs	29 × 69 × 17	\$2,169	+\$79	+\$158	+\$237



Standard includes:

- Top: laminate with matching PVC edge band
- Standard Finishes
- Metal legs with choice of finishes
- Shipped ready to assemble

Part Number	Description	D" x W" x H"	Price
TNTBD3055-L	TURNER, Roval, 30" x 55" Rectangle, 29" Dining Height Table	30 x 55 x 30	\$1,234
TNTBD40S-L	TURNER, 40" Square, 29" Dining Height Table	40 x 40 x 30	\$1,038

GSA Approved | 71-206



Standard includes:

- Top: laminate with matching PVC edge band
- Standard Finishes
- Metal legs with choice of finishes
- Shipped ready to assemble

Part Number	Description	D" x W" x H"	Price
TNTBC3055-L	TURNER, Roval, Coffee Table	30 x 55 x 17	\$1,170
TNTBC3140-L	TURNER, Guitar Pick, Coffee Table	31 x 40 x 17	\$861
TNTBC36R-L	TURNER, 36" Round, Coffee Table	36 x 36 x 17	\$879
TNTBE2534-L	TURNER, Guitar Pick, End Table	25 x 34 x 17	\$818

GSA Approved | 71-206



Standard includes:

- Top: laminate with matching PVC edge band
- Standard Finishes
- Metal legs with choice of finishes
- Shipped ready to assemble

Part Number	Description	D" x W" x H"	Price
TNTBP2014-L	TURNER, Personal Table	20 x 14 x 25	\$682

GSA Approved | 71-206



GSA Approved | 71-206

Standard includes:

- Top: laminate with matching PVC edge band
- Standard Finishes
- Metal legs with choice of finishes
- Shipped assembled

Options available:

- Integrated power in table: **+\$225 List**. Includes 1 power outlet, 2 USB charging ports with a 6' cord.

Part Number	Description	D" x W" x H"	Price
TNTBLH1654+X	TURNER, Ledge Table, 36" Height, Metal Legs	16 x 54 x 36	\$683
TNTBLH1654+Y	TURNER, Ledge Table, 36" Height, Wood Legs	16 x 54 x 36	\$1,203
TNTBLL1654+X	TURNER, Ledge Table, 29" Height, Metal Legs	16 x 54 x 29	\$655
TNTBLL1654+Y	TURNER, Ledge Table, 29" Height, Wood Legs	16 x 54 x 29	\$1,166



GSA Approved | 71-206

Com yardage: 4.5

Standard includes:

- Fully upholstered with value grade fabric
- Steel feet in multiple finishes
- Shipped ready to assemble

Options available:

- Grade 3 fabric and above, please call for pricing
- For Customer's Own Material (COM), add the total cost of fabric to Grade 1 Price Group

Part Number	Description	D" x W" x H"	Price	Base	Grade1	Grade2
TNPS147	TURNER, Privacy Screen, Upholstered	1 x 56 x 47	\$774	+\$67	+\$133	+\$200



GSA Approved | 71-206
COM yardage: 6.5

Standard includes:

- Field reupholsterable in value grade fabric
- Nylon Glides
- Seat height: 16"
- Shipped assembled

Options available:

- Grade 3 fabric and above, please call for pricing
- Handle color: black, brown or grey
- Felt Glides
- Casters: cup style double wheel

Part Number	Description	D" x W" x H"	Price	Base	Grade1	Grade2
LTLC3X3531	LOTUS, Lounge Chair, Field Re-upholsterable	35 x 31 x 35	\$1,832	+\$100	+\$200	+\$299



GSA Approved | 71-206
COM yardage: 7.5

Standard includes:

- Field reupholsterable in value grade fabric
- Nylon Glides
- Seat height: 16"
- Shipped assembled

Options available:

- Grade 3 fabric and above, please call for pricing
- Handle color: black, brown or grey
- Felt Glides

Part Number	Description	D" x W" x H"	Price	Base	Grade1	Grade2
LTSE3X3543	LOTUS, Lounge Chair and a Half, Field Re-upholsterable	35 x 43 x 35	\$2,052	+\$110	+\$220	+\$329



GSA Approved | 71-206
COM yardage: 4.5

Standard includes:

- Field reupholsterable in value grade fabric
- Nylon Glides
- Seat height: 16"
- Shipped assembled

Options available:

- Grade 3 fabric and above, please call for pricing
- Felt Glides

Part Number	Description	D" x W" x H"	Price	Base	Grade1	Grade2
LTOT3X2331	LOTUS, Ottoman, Field Re-upholsterable	23 x 31 x 16	\$959	+\$67	+\$133	+\$200

Student Chair | Chairs



GSA Approved | 71-205

COM yardage: 1 yard for chair, 0.65 for seat or back separately.

Standard includes:

- Frame: one-piece veneer plywood with solid wood rails
- Species: **K** Oak or **M** Maple
- Upholstered seat and back, if selected: base grade fabric
- Metal-to-metal connectors attach back to frame, exposed
- Sled or 2-position base
- Seat height: 18"
- Shipped assembled

Options available:

- Price Grade 4 fabric and above, please call for pricing
- For Customer's Own Material (COM), add the total cost of fabric to Grade 1 Price Group

Part Number	Description	D" x W" x H"	Price	Base	Grade1	Grade2
SCSLUA+Y	STUDENT CHAIR, Sled, Seat/Back Upholstered	20 x 18 x 32	\$707	+\$14	+\$27	+\$41
SCSLWA-Y	STUDENT CHAIR, Sled, Seat/Back Wood	20 x 18 x 32	\$826			



GSA Approved | 71-205

COM yardage: 1 yard for chair, 0.65 for seat or back separately.

Part Number	Description	D" x W" x H"	Price	Base	Grade1	Grade2
SC2PUA+Y	STUDENT CHAIR, 2-Position, Seat/Back Upholstered	20 x 18 x 32	\$708	+\$14	+\$27	+\$41
SC2PWA-Y	STUDENT CHAIR, 2-Position, Seat/Back Wood	20 x 18 x 32	\$869			



GSA Approved | 71-205
COM yardage: 1

Standard includes:

- Frame: one-piece veneer plywood with plywood rails
- Species: **K** Oak or **M** Maple
- Upholstered seat and back: base grade fabric
- Metal-to-metal connectors attach back to frame, exposed
- Sled or 2-position base
- Seat height: 18"
- Shipped assembled

Options available:

- Price Grade 4 fabric and above, please call for pricing
- For Customer's Own Material (COM), add the total cost of fabric to Grade 1 Price Group

Part Number	Description	D" x W" x H"	Price	Base	Grade1	Grade2
TGSLUA+Y	TANGO, Chair, Sled, Seat/Back Upholstered	20 x 19 x 33	\$603	+\$14	+\$27	+\$41



GSA Approved | 71-205
COM yardage: 1

Part Number	Description	D" x W" x H"	Price	Base	Grade1	Grade2
TG2PUA+Y	TANGO, Chair, 2 Pos, Seat/Back Upholstered	22 x 19 x 33	\$603	+\$14	+\$27	+\$41



GSA Approved | 71-205
COM yardage: 0.25

Standard includes:

- Shell: maple veneer plywood
- Frame: steel wire, black
- Handhold cutout in back
- Stacker will stack 15-high on dolly
- Seat height: Chair 19", Counter 24", Bar 30"
- Shipped assembled

Part Number	Description	D" x W" x H"	Price
IRCHHB-M	IRIS, Chair, Stacking, Highback	20 x 19 x 31	\$513



GSA Approved | 71-205

Standard includes:

- Transport and storage dolly: black paint, only
- Stores 15 Iris stack chairs

Part Number	Description	D" x W" x H"	Price
IRCHDY	IRIS, Dolly, For Stacking Chairs, Stacks 15 High	26 x 26 x 8	\$970

Four Posted | Tables



GSA Approved | 71-204

Standard includes:

- Post legs and frame: solid wood
- Top: laminate with matching PVC edge band
- Species: **K** Oak or **M** Maple
- Shipped assembled

Part Number	Description	D" x W" x H"	Price
FOTB1X3636-K	FOUR POSTED, Table, 36" Square	36 x 36 x 30	\$1,294
FOTB1X3636-M	FOUR POSTED, Table, 36" Square	36 x 36 x 30	\$1,294
FOTB1X3648-K	FOUR POSTED, Table, 36" x 48" Rectangle	36 x 48 x 30	\$1,613
FOTB1X3648-M	FOUR POSTED, Table, 36" x 48" Rectangle	36 x 48 x 30	\$1,613
FOTB1X3660-K	FOUR POSTED, Table, 36" x 60" Rectangle	36 x 60 x 30	\$1,744
FOTB1X3660-M	FOUR POSTED, Table, 36" x 60" Rectangle	36 x 60 x 30	\$1,744
FOTB1X4242-K	FOUR POSTED, Table, 42" Square	42 x 42 x 30	\$1,478
FOTB1X4242-M	FOUR POSTED, Table, 42" Square	42 x 42 x 30	\$1,478



GSA Approved | 71-204

Standard includes:

- Base: Veneer Plywood
- Laminate top with (D) Vinyl T-Mold Edge or (F) Exposed Multi-Ply Edge
- Species: **Y** Veneer Plywood
- Shipped assembled

Options available on Trestle Base tables:

- Grommet **+\$25 List**
- Power available. Please call for pricing.

Part Number	Description	D" x W" x H"	Price
SHTBXD3636-Y	SHERWOOD, Table, 36" Square, X-Base, Vinyl T-Mold Edge	36 x 36 x 29	\$1,584
SHTBXD36RD-Y	SHERWOOD, Table, 36" Round, X-Base, Vinyl T-Mold Edge	36 x 36 x 29	\$1,567
SHTBXD4242-Y	SHERWOOD, Table, 42" Square, X-Base, Vinyl T-Mold Edge	42 x 42 x 29	\$1,626
SHTBXD42RD-Y	SHERWOOD, Table, 42" Round, X-Base, Vinyl T-Mold Edge	42 x 42 x 29	\$1,575
SHTBXD48RD-Y	SHERWOOD, Table, 48" Round, X-Base, Vinyl T-Mold Edge	48 x 48 x 29	\$1,653
SHTBXF3636-Y	SHERWOOD, Table, 36" Square, X-Base, Exposed Multi-Ply Edge	36 x 36 x 29	\$1,761
SHTBXF36RD-Y	SHERWOOD, Table, 36" Round, X-Base, Exposed Multi-Ply Edge	36 x 36 x 29	\$1,732
SHTBXF4242-Y	SHERWOOD, Table, 42" Square, X-Base, Exposed Multi-Ply Edge	42 x 42 x 29	\$1,836
SHTBXF42RD-Y	SHERWOOD, Table, 42" Round, X-Base, Exposed Multi-Ply Edge	42 x 42 x 29	\$1,786
SHTBXF48RD-Y	SHERWOOD, Table, 48" Round, X-Base, Exposed Multi-Ply Edge	48 x 48 x 29	\$1,840



GSA Approved | 71-204

Part Number	Description	D" x W" x H"	Price	Grommet
SHTBTD4260-Y	SHERWOOD, Table, 42" x 60" Trestle Base, Vinyl T-Mold Edge	42 x 60 x 29	\$1,801	+\$25
SHTBTD4272-Y	SHERWOOD, Table, 42" x 72" Trestle Base, Vinyl T-Mold Edge	42 x 72 x 29	\$1,887	+\$25
SHTBTD4296-Y	SHERWOOD, Table, 42" x 96" Trestle Base, Vinyl T-Mold Edge	42 x 96 x 29	\$2,505	+\$25
SHTBTF4260-Y	SHERWOOD, Table, 42" x 60" Trestle Base, Exposed Multi-Ply Edge	42 x 60 x 29	\$2,135	
SHTBTF4272-Y	SHERWOOD, Table, 42" x 72" Trestle Base, Exposed Multi-Ply Edge	42 x 72 x 29	\$2,256	
SHTBTF4296-Y	SHERWOOD, Table, 42" x 96" Trestle Base, Exposed Multi-Ply Edge	42 x 96 x 29	\$2,838	



GSA Approved | 71-204

Standard includes:

- Frame: veneer plywood
- Top: laminate with plywood edge
- Species: **K** Oak or **M** Maple
- Shipped assembled

Part Number	Description	D" x W" x H"	Price
BLTBCX2244-K	BLUTO, Coffee Table	22 x 44 x 16	\$1,180
BLTBCX2244-M	BLUTO, Coffee Table	22 x 44 x 16	\$1,219



GSA Approved | 71-204

Part Number	Description	D" x W" x H"	Price
BLTBEX2222-K	BLUTO, End Table	22 x 22 x 16	\$901
BLTBEX2222-M	BLUTO, End Table	22 x 22 x 16	\$913



GSA Approved | 71-204

Part Number	Description	D" x W" x H"	Price
BLTBER2424-K	BLUTO, Round End Table	24 x 24 x 16	\$901
BLTBER2424-M	BLUTO, Round End Table	24 x 24 x 16	\$913

Cascade | Tables



GSA Approved | 71-204

Standard includes:

- Solid wood frame
- Top: laminate with solid wood nosing
- Species: **K** Oak or **M** Maple
- Shipped assembled

Part Number	Description	D" x W" x H"	Price
CSTBCX2448-K	CASCADE, Coffee Table	24 x 48 x 16	\$907
CSTBCX2448-M	CASCADE, Coffee Table	24 x 48 x 16	\$918



GSA Approved | 71-204

Part Number	Description	D" x W" x H"	Price
CSTBEX2121-K	CASCADE, End Table	21 x 21 x 22	\$790
CSTBEX2121-M	CASCADE, End Table	21 x 21 x 22	\$812
CSTBEX2424-K	CASCADE, End Table	24 x 24 x 16	\$894
CSTBEX2424-M	CASCADE, End Table	24 x 24 x 16	\$905



GSA Approved | 71-204

Part Number	Description	D" x W" x H"	Price
CSTBOX30RD-K	CASCADE, Occasional Table, 30" Round	30 x 30 x 16	\$965
CSTBOX30RD-M	CASCADE, Occasional Table, 30" Round	30 x 30 x 16	\$970
CSTBOX36RD-K	CASCADE, Occasional Table, 36" Round	36 x 36 x 16	\$1,370
CSTBOX36RD-M	CASCADE, Occasional Table, 36" Round	36 x 36 x 16	\$1,388



Coffee Table
Open Market

Standard includes:

- Solid wood frame
- Top: laminate with solid wood Ogee edge nosing
- Species: **K** Oak or **M** Maple
- Shipped assembled

Part Number	Description	D" x W" x H"	Price
CDTBC2448-K	CADENCE, Coffee Table with Tapered Legs	24 x 48 x 16	\$1,004
CDTBC2448-M	CADENCE, Coffee Table with Tapered Legs	24 x 48 x 16	\$1,038



End Table
Open Market

Part Number	Description	D" x W" x H"	Price
CDTBE2121-K	CADENCE, 22" High End Table with Tapered Legs, 21" Square	21 x 21 x 22	\$1,011
CDTBE2121-M	CADENCE, 22" High End Table with Tapered Legs, 21" Square	21 x 21 x 22	\$1,029
CDTBE2424-K	CADENCE, 16" High End Table with Tapered Legs, 24" Square	24 x 24 x 16	\$836
CDTBE2424-M	CADENCE, 16" High End Table with Tapered Legs, 24" Square	24 x 24 x 16	\$864



Occasional Table
Open Market

Part Number	Description	D" x W" x H"	Price
CDTBO24RD-K	CADENCE, Occasional Table with Tapered Legs, 24" Round	24 x 24 x 16	\$991
CDTBO24RD-M	CADENCE, Occasional Table with Tapered Legs, 24" Round	24 x 24 x 16	\$1,010
CDTBO48RD-K	CADENCE, Occasional Table with Tapered Legs, 48" Round	48 x 48 x 16	\$1,285
CDTBO48RD-M	CADENCE, Occasional Table with Tapered Legs, 48" Round	48 x 48 x 16	\$1,302



- Standard includes:**
- Hardwood veneer plywood with matching PVC edge band
 - Steel legs: silver powder coat
 - Shipped ready to assemble

Part Number	Description	D" x W" x H"	Price
HUTBEX2024-K	HUGO, End Table	20 x 24 x 24	\$772
HUTBEX2024-M	HUGO, End Table	20 x 24 x 24	\$772

GSA Approved | 71-204



Part Number	Description	D" x W" x H"	Price
HUTBCX2042-K	HUGO, Coffee Table, Rectangle	20 x 42 x 16	\$886
HUTBCX2042-M	HUGO, Coffee Table, Rectangle	20 x 42 x 16	\$886

GSA Approved | 71-204



Part Number	Description	D" x W" x H"	Price
HUTBCX4242-K	HUGO, Coffee Table, Square	42 x 42 x 16	\$1,000
HUTBCX4242-M	HUGO, Coffee Table, Square	42 x 42 x 16	\$1,000

GSA Approved | 71-204



GSA Approved | 71-204

- Standard includes:**
- Sides and bottom: hardwood veneer with PVC edge band
 - Top: laminate with matching PVC edge band
 - Species: **K** Oak or **M** Maple
 - Silver metal legs
 - Shipped assembled

- Options available:**
- Wood legs: **+\$180 List**

Part Number	Description	D" x W" x H"	Price
LUTBC4224-K	LUCY, Coffee Table	24 x 42 x 17	\$784
LUTBC4224-M	LUCY, Coffee Table	24 x 42 x 17	\$784



GSA Approved | 71-204

- Options available:**
- Wood legs: **+\$180 List**

Part Number	Description	D" x W" x H"	Price
LUTBE1822-K	LUCY, End Table	18 x 22 x 17	\$664
LUTBE1822-M	LUCY, End Table	18 x 22 x 17	\$664



GSA Approved | 71-204

Standard includes:

- Post legs and frame: solid wood
- Top: laminate with matching PVC edge band
- Species: **K** Oak or **M** Maple
- Shipped assembled

Part Number	Description	D" x W" x H"	Price
ROTBXC2448-K	ROSS, Coffee Table	24 x 48 x 18	\$806
ROTBXC2448-M	ROSS, Coffee Table	24 x 48 x 18	\$806
ROTBEX2436-K	ROSS, Coffee Table	24 x 36 x 18	\$747
ROTBEX2436-M	ROSS, Coffee Table	24 x 36 x 18	\$747



GSA Approved | 71-204

Part Number	Description	D" x W" x H"	Price
ROTBEX2424-K	ROSS, End Table	24 x 24 x 18	\$684
ROTBEX2424-M	ROSS, End Table	24 x 24 x 18	\$684



Open Market

Standard includes:

- Top: laminate with matching PVC edge band
- Standard Finishes
- Four steel post legs: silver powder coat
- Shipped ready to assemble

Part Number	Description	D" x W" x H"	Price
EXTBCX2442-L	JANE, Coffee Table, 24" x 42" Rectangle, 17" Height	24 x 42 x 17	\$420
EXTBCX4242-L	JANE, Coffee Table, 42" Square, 17" Height	42 x 42 x 17	\$493



Open Market

Standard includes:

- Top: laminate with matching PVC edge band
- Standard Finishes
- Four steel post legs: silver powder coat
- Shipped ready to assemble

Part Number	Description	D" x W" x H"	Price
EXTBEX2222-L	JANE, End Table, 22" Square, 22" Height	22 x 22 x 22	\$337



GSA Approved | 71-204
(4) - 3" Legs

Standard includes:

- Laminate top with 3mm matching PVC edgeband
- (4) – 3" Diameter steel legs with a black plastic ring insert at the bottom.
- Finishes: Black Wrinkle, Black, Silver or Soft White LU standard.
- Adjustable leveling glides on legs
- Shipped ready to assemble

Options available:

- Pub Height Table

Part Number	Description	D" x W" x H"	Price
UN30S	UNION, Table, 30" x 30" Square	30 x 30 x 30	\$588
UN36S	UNION, Table, 36" x 36" Square	36 x 36 x 30	\$654
UN42S	UNION, Table, 42" x 42" Square	42 x 42 x 30	\$693
UN48S	UNION, Table, 48" x 48" Square	48 x 48 x 30	\$748



GSA Approved | 71-204
(4) - 3" Legs

Part Number	Description	D" x W" x H"	Price
UN2430RT	UNION, Table, 24" x 30" Rectangle	24 x 30 x 30	\$550
UN2436RT	UNION, Table, 24" x 36" Rectangle	24 x 36 x 30	\$576
UN2442RT	UNION, Table, 24" x 42" Rectangle	24 x 42 x 30	\$611
UN2448RT	UNION, Table, 24" x 48" Rectangle	24 x 48 x 30	\$670
UN2460RT	UNION, Table, 24" x 60" Rectangle	24 x 60 x 30	\$738
UN3036RT	UNION, Table, 30" x 36" Rectangle	30 x 36 x 30	\$644
UN3042RT	UNION, Table, 30" x 42" Rectangle	30 x 42 x 30	\$683
UN3048RT	UNION, Table, 30" x 48" Rectangle	30 x 48 x 30	\$722
UN3060RT	UNION, Table, 30" x 60" Rectangle	30 x 60 x 30	\$872
UN3642RT	UNION, Table, 36" x 42" Rectangle	36 x 42 x 30	\$691
UN3648RT	UNION, Table, 36" x 48" Rectangle	36 x 48 x 30	\$731
UN3660RT	UNION, Table, 36" x 60" Rectangle	36 x 60 x 30	\$872

Fulton Tables | Tables



GSA Approved | 71-204
Equal Length Feet X-Base Column

Standard includes:

- Laminate top with 3mm matching PVC edgeband
- Steel base and column. Finishes: Black Wrinkle, Black, Silver or Soft White LU standard.
- Adjustable leveling glides on base
- Shipped ready to assemble

Options available:

- Pub Height Table

Part Number	Description	D" x W" x H"	Price
FT30S	FULTON, Table, 30" Square	30 x 30 x 30	\$512
FT36S	FULTON, Table, 36" Square	36 x 36 x 30	\$683
FT42S	FULTON, Table, 42" Square	42 x 42 x 30	\$754



GSA Approved | 71-204
Equal Length Feet X-Base Column

Part Number	Description	D" x W" x H"	Price
FT30R	FULTON, Table, 30" Round	30 x 30 x 30	\$512
FT36R	FULTON, Table, 36" Round	36 x 36 x 30	\$616
FT42R	FULTON, Table, 42" Round	42 x 42 x 30	\$721



GSA Approved | 71-204
T - Base Legs (2) Total

Part Number	Description	D" x W" x H"	Price
FT2430RT	FULTON, Table, 24" x 30" Rectangle with T-Base	24 x 30 x 30	\$528
FT2436RT	FULTON, Table, 24" x 36" Rectangle with T-Base	24 x 36 x 30	\$534
FT2442RT	FULTON, Table, 24" x 42" Rectangle with T-Base	24 x 42 x 30	\$551
FT2448RT	FULTON, Table, 24" x 48" Rectangle with T-Base	24 x 48 x 30	\$563
FT2460RT	FULTON, Table, 24" x 60" Rectangle with T-Base	24 x 60 x 30	\$773
FT3036RT	FULTON, Table, 30" x 36" Rectangle with T-Base	30 x 36 x 30	\$692
FT3042RT	FULTON, Table, 30" x 42" Rectangle with T-Base	30 x 42 x 30	\$702
FT3048RT	FULTON, Table, 30" x 48" Rectangle with T-Base	30 x 48 x 30	\$716
FT3060RT	FULTON, Table, 30" x 60" Rectangle with T-Base	30 x 60 x 30	\$943
FT3642RT	FULTON, Table, 36" x 42" Rectangle with T-Base	36 x 42 x 30	\$637
FT3648RT	FULTON, Table, 36" x 48" Rectangle with T-Base	36 x 48 x 30	\$644
FT3660RT	FULTON, Table, 36" x 60" Rectangle with T-Base	36 x 60 x 30	\$796



GSA Approved | 71-204
Square Pedestal Base

Standard includes:

- Laminate top with 3mm matching PVC edgeband
- Steel pedestal base and column. Finishes: Black Wrinkle, Black, Silver or Soft White LU standard.
- Round pedestal base for round tops. Square pedestal base for square tops. Rectangle pedestal base for rectangular tops.
- Adjustable leveling glides on base
- Shipped ready to assemble

Options available:

- Pub Height Table

Part Number	Description	D" x W" x H"	Price
MS30S	MORRIS, Table, 30" Square	30 x 30 x 30	\$802
MS36S	MORRIS, Table, 36" Square	36 x 36 x 30	\$854
MS42S	MORRIS, Table, 42" Square	42 x 42 x 30	\$1,043
MS48S	MORRIS, Table, 48" Square	48 x 48 x 30	\$1,201



GSA Approved | 71-204
Round Pedestal Base

Part Number	Description	D" x W" x H"	Price
MS30R	MORRIS, Table, 30" Round	30 x 30 x 30	\$737
MS36R	MORRIS, Table, 36" Round	36 x 36 x 30	\$791
MS42R	MORRIS, Table, 42" Round	42 x 42 x 30	\$961
MS48R	MORRIS, Table, 48" Round	48 x 48 x 30	\$1,201



GSA Approved | 71-204
Rectangular Pedestal Base

Part Number	Description	D" x W" x H"	Price
MS2430RT	MORRIS, Table, 24" x 30" Rectangle	24 x 30 x 30	\$773
MS2436RT	MORRIS, Table, 24" x 36" Rectangle	24 x 36 x 30	\$784
MS2442RT	MORRIS, Table, 24" x 42" Rectangle	24 x 42 x 30	\$1,001
MS2448RT	MORRIS, Table, 24" x 48" Rectangle	24 x 48 x 30	\$1,009
MS2460RT	MORRIS, Table, 24" x 60" Rectangle	24 x 60 x 30	\$1,183
MS3036RT	MORRIS, Table, 30" x 36" Rectangle	30 x 36 x 30	\$832
MS3042RT	MORRIS, Table, 30" x 42" Rectangle	30 x 42 x 30	\$965
MS3048RT	MORRIS, Table, 30" x 48" Rectangle	30 x 48 x 30	\$1,134
MS3060RT	MORRIS, Table, 30" x 60" Rectangle	30 x 60 x 30	\$1,325
MS3642RT	MORRIS, Table, 36" x 42" Rectangle	36 x 42 x 30	\$973
MS3648RT	MORRIS, Table, 36" x 48" Rectangle	36 x 48 x 30	\$1,177
MS3660RT	MORRIS, Table, 36" x 60" Rectangle	36 x 60 x 30	\$1,346



GSA Approved | 71-204
Equal Length Feet X-Base Column

Standard includes:

- Laminate top with 3mm matching PVC edgeband
- Cast aluminum base, steel column. Finishes: Black Wrinkle, Black, Silver or Soft White LU standard.
- Adjustable leveling glides on base
- Shipped ready to assemble

Options available:

- Pub Height Table

Part Number	Description	D" x W" x H"	Price
LY30S	LYON, Table, 30" Square	30 x 30 x 30	\$469
LY36S	LYON, Table, 36" Square	36 x 36 x 30	\$557
LY42S	LYON, Table, 42" Square	42 x 42 x 30	\$637



GSA Approved | 71-204
Equal Length Feet X-Base Column

Part Number	Description	D" x W" x H"	Price
LY30R	LYON, Table, 30" Round	30 x 30 x 30	\$456
LY36R	LYON, Table, 36" Round	36 x 36 x 30	\$511
LY42R	LYON, Table, 42" Round	42 x 42 x 30	\$580



GSA Approved | 71-204
1 Longer Foot & 1 Shorter Foot X-Base Column

Part Number	Description	D" x W" x H"	Price
LY2430RT	LYON, Table, 24" x 30" Rectangle with X-Base	24 x 30 x 30	\$416
LY2436RT	LYON, Table, 24" x 36" Rectangle with X-Base	24 x 36 x 30	\$453
LY2442RT	LYON, Table, 24" x 42" Rectangle with X-Base	24 x 42 x 30	\$531
LY3036RT	LYON, Table, 30" x 36" Rectangle with X-Base	30 x 36 x 30	\$534
LY3042RT	LYON, Table, 30" x 42" Rectangle with X-Base	30 x 42 x 30	\$600
LY3642RT	LYON, Table, 36" x 42" Rectangle with X-Base	36 x 42 x 30	\$618



GSA Approved | 71-204
T - Base Legs (2) Total

Part Number	Description	D" x W" x H"	Price
LY2448RT	LYON, Table, 24" x 48" Rectangle with T-Base	24 x 48 x 30	\$553
LY2460RT	LYON, Table, 24" x 60" Rectangle with T-Base	24 x 60 x 30	\$673
LY3048RT	LYON, Table, 30" x 48" Rectangle with T-Base	30 x 48 x 30	\$651
LY3060RT	LYON, Table, 30" x 60" Rectangle with T-Base	30 x 60 x 30	\$795
LY3648RT	LYON, Table, 36" x 48" Rectangle with T-Base	36 x 48 x 30	\$660
LY3660RT	LYON, Table, 36" x 60" Rectangle with T-Base	36 x 60 x 30	\$807



GSA Approved | 71-204
Equal Length Feet X-Base Column

Standard includes:

- Laminate top with 3mm matching PVC edgeband
- Steel base and column. Finishes: Black Wrinkle, Black, Silver or Soft White LU standard.
- Adjustable leveling glides on base
- Shipped ready to assemble

Options available:

- Pub Height Table

Part Number	Description	D" x W" x H"	Price
BK30S	BUCKLEY, Table, 30" Square	30 x 30 x 30	\$707
BK36S	BUCKLEY, Table, 36" Square	36 x 36 x 30	\$769
BK42S	BUCKLEY, Table, 42" Square	42 x 42 x 30	\$872



GSA Approved | 71-204
Equal Length Feet X-Base Column

Part Number	Description	D" x W" x H"	Price
BK30R	BUCKLEY, Table, 30" Round	30 x 30 x 30	\$693
BK36R	BUCKLEY, Table, 36" Round	36 x 36 x 30	\$748
BK42R	BUCKLEY, Table, 42" Round	42 x 42 x 30	\$855
BK48S	BUCKLEY, Table, 48" Square	48 x 48 x 30	\$889



GSA Approved | 71-204
T - Base Legs (2) Total

Part Number	Description	D" x W" x H"	Price
BK2430RT	BUCKLEY, Table, 24" x 30" Rectangle with T-Base	24 x 30 x 30	\$691
BK2436RT	BUCKLEY, Table, 24" x 36" Rectangle with T-Base	24 x 36 x 30	\$724
BK2442RT	BUCKLEY, Table, 24" x 42" Rectangle with T-Base	24 x 42 x 30	\$729
BK2448RT	BUCKLEY, Table, 24" x 48" Rectangle with T-Base	24 x 48 x 30	\$738
BK2460RT	BUCKLEY, Table, 24" x 60" Rectangle with T-Base	24 x 60 x 30	\$822
BK3036RT	BUCKLEY, Table, 30" x 36" Rectangle with T-Base	30 x 36 x 30	\$830
BK3042RT	BUCKLEY, Table, 30" x 42" Rectangle with T-Base	30 x 42 x 30	\$836
BK3048RT	BUCKLEY, Table, 30" x 48" Rectangle with T-Base	30 x 48 x 30	\$843
BK3060RT	BUCKLEY, Table, 30" x 60" Rectangle with T-Base	30 x 60 x 30	\$1,011
BK3642RT	BUCKLEY, Table, 36" x 42" Rectangle with T-Base	36 x 42 x 30	\$844
BK3648RT	BUCKLEY, Table, 36" x 48" Rectangle with T-Base	36 x 48 x 30	\$852
BK3660RT	BUCKLEY, Table, 36" x 60" Rectangle with T-Base	36 x 60 x 30	\$1,013



GSA Approved | 71-204

Standard includes:

- Species: **K** Oak or **M** Maple
- 2 steel pins for bunking with no tools
- Steel side rails: black
- 11 deck heights with steel pin channel
- Deck: spring
- Tested and approved for GSA bunkable bed use
- Shipped ready to assemble

Part Number	Description	D" x W" x H"	Price
SOBE3S3986-K	SOLO, Bed, Dorm Twin XL, Spring Deck, Uses Mattress Sized 36" x 80" - Not Included	39 x 86 x 36	\$1,128
SOBE3S3986-M	SOLO, Bed, Dorm Twin XL, Spring Deck, Uses Mattress Sized 36" x 80" - Not Included	39 x 86 x 36	\$1,174
SOBE3S4286-K	SOLO, Bed, Twin XL, Spring Deck, Uses Mattress Sized 39" x 80" - Not Included	42 x 86 x 36	\$1,024
SOBE3S4286-M	SOLO, Bed, Twin XL, Spring Deck, Uses Mattress Sized 39" x 80" - Not Included	42 x 86 x 36	\$1,024



Maxwell Bed
Open Market

Standard includes:

- Solid hardwood posts, steel rails
- Steel rails: silver powder coat
- 2 steel pins for lofting and bunking with no tools
- One piece steel side rails: black
- 11 deck heights with steel pin channel
- Deck: spring or 3-piece wood
- Uses Mattress Sized 36" x 80" – Not Included
- Shipped ready to assemble

Part Number	Description	D" x W" x H"	Price
MXBE3S3885-YS	MAXWELL, Bed, Dorm Twin XL, Spring Deck, 3 Rail Steel in Silver Finish, Uses Mattress Sized 36" x 80" - Not Included	38 x 85 x 37	\$1,079



GSA Approved | 71-204


Standard includes:

- Steel posts: silver – **S** powder coat
- Headboard material: Laminate – **L**
- Standard Finishes
- Spring deck
- Fixed deck height, 16-1/4" Height at Bottom of Bed Rails (14" at bottom of gusset)
- Shipped ready to assemble

Options available:

- Premium Finishes

Part Number	Description	D" x W" x H"	Price
MXBERL3785-LS	MAXWELL, Bed, Dorm Twin XL, 14" Under Bed Clearance (16-1/4" Height at Bottom of Bed Rails, 27" at Top of Mattress), Silver Posts, Uses Mattress Sized 36" x 80" - Not Included	37 x 85 x 39	\$762
MXBERL5585-LS	MAXWELL, Bed, Full XL, 14" Under Bed Clearance (16-1/4" Height at Bottom of Bed Rails, 27" at Top of Mattress), Silver Posts, Uses Mattress Sized 54" x 80" - Not Included	55 x 85 x 39	\$967

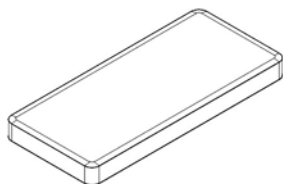
 <p>GSA Approved 71-204</p>	Standard includes: <ul style="list-style-type: none">• Wood posts: K Oak or M Maple• Headboard material: Veneer with Plywood Core – Y• Standard Finishes• Spring deck• Fixed deck height, choice of 14" or 19" under bed clearance• Shipped ready to assemble Options available: <ul style="list-style-type: none">• Premium Finishes			
	Part Number	Description	D" x W" x H"	Price
	MWBERL3785-Y	MAXWELL, Bed, Dorm Twin XL, 14" Under Bed Clearance (16-1/4" Height at Bottom of Bed Rails, 27" at Top of Mattress), Wood Posts, Uses Mattress Sized 36" x 80" - Not Included	37 x 85 x 39	\$972
	MWBERL5585-Y	MAXWELL, Bed, Full XL, 14" Under Bed Clearance (16-1/4" Height at Bottom of Bed Rails, 27" at Top of Mattress), Wood Posts, Uses Mattress Sized 54" x 80" - Not Included	55 x 85 x 39	\$1,169



Open Market

- Standard includes:**
- Extruded aluminum posts
 - Veneer plywood or laminate rails with matching PVC edge band
 - Material: **Y** Veneer Plywood or **L** Laminate
 - Integrated couplers for bunking and lofting with no tools: black plastic
 - One-piece steel side rails: black
 - 11 deck heights with steel pin channel
 - Deck: spring or 3-piece wood
 - Uses mattress sized 36" x 80" – Not included
 - Shipped ready to assemble

Part Number	Description	D" x W" x H"	Price
EXBE3S3885-L	ESSIX, Bed, Dorm Twin XL, Spring Deck, Uses Mattress Sized 36" x 80" - Not Included	40 x 89 x 38	\$1,184

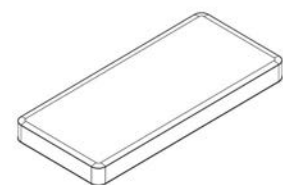


GSA Approved | 71-204
Standard Dorm Nylon Mattress

Standard includes:

- Blue 210 denier nylon cover
- Kevlar stitching
- Border: matching tick with FR fiber and cloth tape
- Meets 2007 FR Law 1633

Part Number	Description	D" x W" x H"	Price
MTMANX7539	MATTRESS, Blue Nylon, Twin 39" x 75"	75 x 39 x 8	\$499
MTMANX7554	MATTRESS, Blue Nylon, Full 54" x 75"	75 x 54 x 8	\$604
MTMANX8036	MATTRESS, Blue Nylon, Dorm Twin XL 36" x 80"	80 x 36 x 8	\$526
MTMANX8039	MATTRESS, Blue Nylon, Twin XL 39" x 80"	80 x 39 x 8	\$532
MTMANX8054	MATTRESS, Blue Nylon, Full XL 54" x 80"	80 x 54 x 8	\$667

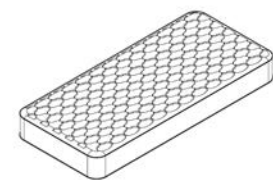


GSA Approved | 71-204
Standard Dorm Inverted Nylon Mattress

Standard includes:

- Blue 210 denier nylon cover
- Inverted seam
- Kevlar stitching
- Border: matching tick with FR fiber and cloth tape
- Meets 2007 FR Law 1633

Part Number	Description	D" x W" x H"	Price
MTNYVS3675	MATTRESS, Blue Nylon, Inverted Seam, Dorm Twin 36" x 75"	75 x 36 x 9	\$542
MTNYVS3680	MATTRESS, Blue Nylon, Inverted Seam, Dorm Twin XL 36" x 80"	80 x 36 x 9	\$550
MTNYVS3875	MATTRESS, Blue Nylon, Inverted Seam, Twin 38x75	75 x 38 x 9	\$554
MTNYVS3880	MATTRESS, Blue Nylon, Inverted Seam, Twin XL 38x80	80 x 38 x 9	\$542
MTNYVS5375	MATTRESS, Blue Nylon, Inverted Seam, Full 54" x 75"	75 x 54 x 9	\$692
MTNYVS5380	MATTRESS, Blue Nylon, Inverted Seam, Full XL 54" x 80"	80 x 54 x 9	\$653

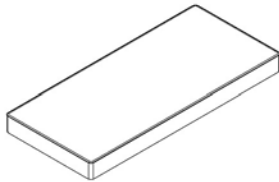


GSA Approved | 71-204
Standard Dorm Quilted Mattress

Standard includes:

- Quilt: tightly weaved Damask, with a natural Fire Retardant Barrier
- Upholstery: 2 Layers of 7/8" Polyurethane foam of 1.4 Density with 32 ILD
- Border: Matching Dark blue Damask multi-needle quilted to Fire Retardant Barrier
- Meets 2007 FR Law 1633

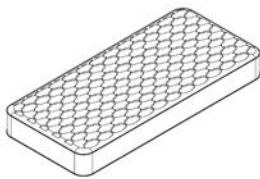
Part Number	Description	D" x W" x H"	Price
MTMAQX7539	MATTRESS, Quilted, Twin 39" x 75"	75 x 39 x 8	\$501
MTMAQX7554	MATTRESS, Quilted, Full 54" x 75"	75 x 54 x 8	\$609
MTMAQX8036	MATTRESS, Quilted, Dorm Twin XL 36" x 80"	80 x 36 x 8	\$520
MTMAQX8039	MATTRESS, Quilted, Twin XL 39" x 80"	80 x 39 x 8	\$525
MTMAQX8054	MATTRESS, Quilted, Full XL 54" x 80"	80 x 54 x 8	\$675
MTMAQX8060	MATTRESS, Quilted, Queen 60" x 80"	80 x 60 x 8	\$755



GSA Approved | 71-204

Tip: Box Spring to be used with standard nylon and quilted dorm mattresses

Part Number	Description	D" x W" x H"	Price
MTBXSP7539	BOXSPRING, Twin, 39" x 75"	75 x 39 x 8	\$345
MTBXSP7554	BOXSPRING, Full, 54" x 75"	75 x 54 x 8	\$417
MTBXSP8036	BOXSPRING, Dorm XLT, 36" x 80"	80 x 36 x 8	\$356
MTBXSP8039	BOXSPRING, Twin XL, 39" x 80"	80 x 39 x 8	\$377
MTBXSP8054	BOXSPRING, Full XL, 54" x 80"	80 x 54 x 8	\$449
MTBXSP8060	BOXSPRING, Queen, 60" x 80"	80 x 60 x 8	\$461

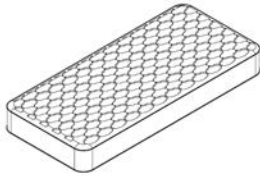


GSA Approved | 71-204

Standard includes:

- Quilt: FR fiber with 1.5" extra firm foam and soft double-knit panels
- 600 Series back supporter 13.75 GA zoned offset coil system
- Zoned wood foundation

Part Number	Description	D" x W" x H"	Price
MTQUCS3680	MATTRESS, Quilted Chiro Support-2 Sided, Dorm Twin XL 36" x 80"	80 x 36 x 13	\$1,185
MTQUCS3975	MATTRESS, Quilted Chiro Support-2 Sided, Twin 39" x 75"	75 x 39 x 13	\$980
MTQUCS3980	MATTRESS, Quilted Chiro Support-2 Sided, Twin XL 39" x 80"	80 x 39 x 13	\$1,185
MTQUCS5475	MATTRESS, Quilted Chiro Support-2 Sided, Full 54" x 75"	75 x 54 x 13	\$1,340
MTQUCS5480	MATTRESS, Quilted Chiro Support-2 Sided, Full XL 54" x 80"	80 x 54 x 13	\$1,400
MTQUCS6080	MATTRESS, Quilted Chiro Support-2 Sided, Queen 60" x 80"	80 x 60 x 13	\$1,504
MTQUCS7680	MATTRESS, Quilted Chiro Support-2 Sided, King 76" x 80"	80 x 76 x 13	\$2,215

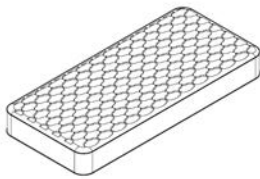


GSA Approved | 71-204

Standard includes:

- Quilt: FR fiber with 2.25" comfort caressable foam and two double-knit panels
- 600 Series back supporter 13.75 GA zoned offset coil system
- Zoned wood foundation

Part Number	Description	D" x W" x H"	Price
MTQUCE3680	MATTRESS, Quilted Chiro Extreme-2 Sided, Dorm Twin XL 36" x 80"	80 x 36 x 14	\$1,380
MTQUCE3975	MATTRESS, Quilted Chiro Extreme-2 Sided, Twin 39" x 75"	75 x 39 x 14	\$1,180
MTQUCE3980	MATTRESS, Quilted Chiro Extreme-2 Sided, Twin XL 39" x 80"	80 x 39 x 14	\$1,505
MTQUCE5475	MATTRESS, Quilted Chiro Extreme-2 Sided, Full 54" x 75"	75 x 54 x 14	\$1,560
MTQUCE5480	MATTRESS, Quilted Chiro Extreme-2 Sided, Full XL 54" x 80"	80 x 54 x 14	\$1,650
MTQUCE6080	MATTRESS, Quilted Chiro Extreme-2 Sided, Queen 60" x 80"	80 x 60 x 14	\$1,700
MTQUCE7680	MATTRESS, Quilted Chiro Extreme-2 Sided, King 76" x 80"	80 x 76 x 14	\$2,015

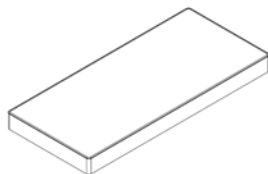


GSA Approved | 71-204

Standard includes:

- Quilt: FR fiber with 2oz. high loft wool / silk fiber
- Euro Top: 1.5" Convoluted hybrid latex, 1" comfort support foam
- 600 Series back supporter 13.75 GA zoned offset coil system
- Zoned wood foundation

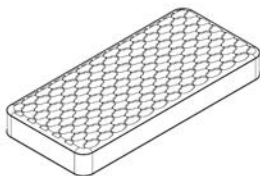
Part Number	Description	D" x W" x H"	Price
MTQUCEC3680	MATTRESS, Quilted Chiro Euro Comfort-2 Sided, Dorm Twin XL 36" x 80"	80 x 36 x 15	\$2,010
MTQUCEC3975	MATTRESS, Quilted Chiro Euro Comfort-2 Sided, Twin 39" x 75"	75 x 39 x 15	\$1,580
MTQUCEC3980	MATTRESS, Quilted Chiro Euro Comfort-2 Sided, Twin XL 39" x 80"	80 x 39 x 15	\$1,950
MTQUCEC5475	MATTRESS, Quilted Chiro Euro Comfort-2 Sided, Full 54" x 75"	75 x 54 x 15	\$2,112
MTQUCEC5480	MATTRESS, Quilted Chiro Euro Comfort-2 Sided, Full XL 54" x 80"	80 x 54 x 15	\$2,192
MTQUCEC6080	MATTRESS, Quilted Chiro Euro Comfort-2 Sided, Queen 60" x 80"	80 x 60 x 15	\$2,346
MTQUCEC7680	MATTRESS, Quilted Chiro Euro Comfort-2 Sided, King 76" x 80"	80 x 76 x 15	\$2,782



GSA Approved | 71-204

Tip: Box Spring to be used with Chiro Support, Extreme and Euro Comfort mattresses. For King sized mattresses, use (2) Twin sized Box Springs.

Part Number	Description	D" x W" x H"	Price
MTBXCHI3680	BOXSPRING, Quilted, Dorm Twin XL 36" x 80"	80 x 36 x 9	\$390
MTBXCHI3975	BOXSPRING, Quilted, Twin 39" x 75"	75 x 39 x 9	\$360
MTBXCHI3980	BOXSPRING, Quilted, Twin XL 39" x 80"	80 x 39 x 9	\$402
MTBXCHI5475	BOXSPRING, Quilted, Full 54" x 75"	75 x 54 x 9	\$428
MTBXCHI5480	BOXSPRING, Quilted, Full XL 54" x 80"	80 x 54 x 9	\$450
MTBXCHI6080	BOXSPRING, Quilted, Queen 60" x 80"	80 x 60 x 9	\$480

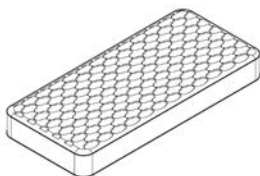


GSA Approved | 71-204

Standard includes:

- Quilt: Stretch knit fabric with 2" High resilient quilt foam
- Continuous 600 coil foam encased spring
- 2" Base foam with head to toe lacing
- Zoned wood foundation

Part Number	Description	D" x W" x H"	Price
MTQUCF3680	MATTRESS, Quilted Chorus Firm, Dorm Twin XL 36" x 80"	80 x 36 x 12	\$700
MTQUCF3975	MATTRESS, Quilted Chorus Firm, Twin 39" x 75"	75 x 39 x 12	\$610
MTQUCF3980	MATTRESS, Quilted Chorus Firm, Twin XL 39" x 80"	80 x 39 x 12	\$720
MTQUCF5475	MATTRESS, Quilted Chorus Firm, Full 54" x 75"	75 x 54 x 12	\$730
MTQUCF5480	MATTRESS, Quilted Chorus Firm, Full XL 54" x 80"	80 x 54 x 12	\$852
MTQUCF6080	MATTRESS, Quilted Chorus Firm, Queen Size 60" x 80"	80 x 60 x 12	\$910

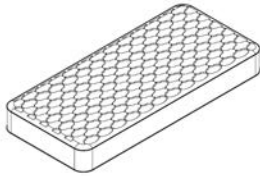


GSA Approved | 71-204

Standard includes:

- Quilt: Stretch knit fabric with 2" super soft quilt foam
- Continuous 600 coil foam encased spring
- 2" Base foam with head to toe lacing
- Zoned wood foundation

Part Number	Description	D" x W" x H"	Price
MTQUCP3680	MATTRESS, Quilted Chorus Plush, Dorm Twin XL 36" x 80"	80 x 36 x 12	\$700
MTQUCP3975	MATTRESS, Quilted Chorus Plush, Twin 39" x 75"	75 x 39 x 12	\$610
MTQUCP3980	MATTRESS, Quilted Chorus Plush, Twin XL 39" x 80"	80 x 39 x 12	\$720
MTQUCP5475	MATTRESS, Quilted Chorus Plush, Full 54" x 75"	75 x 54 x 12	\$730
MTQUCP5480	MATTRESS, Quilted Chorus Plush, Full XL 54" x 80"	80 x 54 x 12	\$852
MTQUCP6080	MATTRESS, Quilted Chorus Plush, Queen 60" x 80"	80 x 60 x 12	\$910

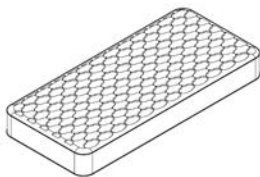


GSA Approved | 71-204

Standard includes:

- Quilt: Double-knit fabric with 1 oz. FR fiber and two comfort flex foam
- Endura insulator pad with three comfort flex foam
- Foam encased 546 14GA zoned spring and 2" base foam
- Zoned wood foundation

Part Number	Description	D" x W" x H"	Price
MTQUDF3680	MATTRESS, Quilted Divine Firm, Dorm Twin XL 36" x 80"	80 x 36 x 11	\$1,114
MTQUDF3975	MATTRESS, Quilted Divine Firm, Twin 39" x 75"	75 x 39 x 11	\$916
MTQUDF3980	MATTRESS, Quilted Divine Firm, Twin XL 39" x 80"	80 x 39 x 11	\$1,112
MTQUDF5475	MATTRESS, Quilted Divine Firm, Full 54" x 75"	75 x 54 x 11	\$1,161
MTQUDF5480	MATTRESS, Quilted Divine Firm, Full XL 54" x 80"	80 x 54 x 11	\$1,215
MTQUDF6080	MATTRESS, Quilted Divine Firm, Queen 60" x 80"	80 x 60 x 11	\$1,342
MTQUDF7680	MATTRESS, Quilted Divine Firm, King 76" x 80"	80 x 76 x 11	\$1,453



GSA Approved | 71-204

Standard includes:

- Quilt: Double-knit fabric with 1 oz. FR fiber and two caressable foam
- Flexible insulator pad with three caressable foam
- Foam encased 546 14GA zoned spring and 2" base foam
- Zoned wood foundation

Part Number	Description	D" x W" x H"	Price
MTQUDP3680	MATTRESS, Quilted Divine Plush, Dorm Twin XL 36" x 80"	80 x 36 x 11	\$1,114
MTQUDP3975	MATTRESS, Quilted Divine Plush, Twin 39" x 75"	75 x 39 x 11	\$916
MTQUDP3980	MATTRESS, Quilted Divine Plush, Twin XL 39" x 80"	80 x 39 x 11	\$1,112
MTQUDP5475	MATTRESS, Quilted Divine Plush, Full 54" x 75"	75 x 54 x 11	\$1,161
MTQUDP5480	MATTRESS, Quilted Divine Plush, Full XL 54" x 80"	80 x 54 x 11	\$1,215
MTQUDP6080	MATTRESS, Quilted Divine Plush, Queen 60" x 80"	80 x 60 x 11	\$1,342
MTQUDP7680	MATTRESS, Quilted Divine Plush, King 76" x 80"	80 x 76 x 11	\$1,453



Chloe
GSA Approved | 71-205
COM yardage: 0.625

Standard includes:

- Frame: European Beech
- Upholstered seat and back: base grade fabric
- Metal carpet glides
- Seat height: 18.5" chair, 30.5" barstool
- Barstool has anodized aluminum foot rest in brass finish
- Shipped assembled

Options available. Please call for pricing:

- Premium metal, plastic or felt glides: **+\$4 List**
- Grade 4 fabric and above
- Customer's Own Material (COM)

Variations Upholstery Program

- See Understanding Pages for additional information

Part Number	Description	D" x W" x H"	Price	Base	Grade1	Grade2
W610	CHLOE, Side Chair, Solid Wood Back	22 x 21 x 34	\$831		+\$12	+\$23
W610-V12	CHLOE VARIATIONS, Side Chair, Upholstered Seat & Back	22 x 21 x 34	\$1,138		+\$30	+\$59
W610-V21	CHLOE VARIATIONS, Side Chair, Increased Height Upholstered Seat, Solid Wood Back	22 x 21 x 34	\$1,120		+\$30	+\$59
W610-V22	CHLOE VARIATIONS, Side Chair, Increased Height Upholstered Seat, Upholstered Back	22 x 21 x 34	\$1,319		+\$34	+\$67
W610A	CHLOE, Arm Chair, Solid Wood Back	22 x 22 x 34	\$1,035		+\$12	+\$23
W610A-V12	CHLOE VARIATIONS, Arm Chair, Upholstered Seat & Back	22 x 22 x 34	\$1,340		+\$30	+\$59
W610A-V21	CHLOE VARIATIONS, Arm Chair, Increased Height Upholstered Seat, Solid Wood Back	22 x 22 x 34	\$1,324		+\$30	+\$59
W610A-V22	CHLOE VARIATIONS, Arm Chair, Increased Height Upholstered Seat, Upholstered Back	22 x 22 x 34	\$1,519		+\$34	+\$67
W610BS	CHLOE, Barstool, Solid Wood Back	20 x 17 x 40	\$1,057		+\$12	+\$23
W610BS-V12	CHLOE VARIATIONS, Barstool, Upholstered Seat & Back	20 x 17 x 40	\$1,359		+\$30	+\$59
W610BS-V21	CHLOE VARIATIONS, Barstool, Increased Height Upholstered Seat, Solid Wood Back	20 x 17 x 40	\$1,346		+\$30	+\$59
W610BS-V22	CHLOE VARIATIONS, Barstool, Increased Height Upholstered Seat, Upholstered Back	20 x 17 x 40	\$1,541		+\$34	+\$67



Wood Melissa, Solid Wood Back
GSA Approved | 71-205
COM yardage: 0.45

Standard includes:

- Frame: European Beech
- Wood back
- Webbed seat construction for added comfort
- Upholstered seat, if selected: base grade fabric
- Wood or upholstered seat
- Metal carpet glides
- Seat height: 18.75" chair, 31.5" barstool
- Barstool has anodized aluminum foot rest in brass finish
- Shipped assembled

Options available, please call for pricing:

- Premium metal, plastic or felt glides: **+\$4 List**
- Grade 4 fabric and above
- Customer's Own Material (COM)

Variations Upholstery Program

- See Understanding Pages for additional information

Part Number	Description	D" x W" x H"	Price	Base	Grade1	Grade2
W504	WOOD MELISSA, Side Chair, Solid Wood Back	20 x 18 x 35	\$693		+\$13	+\$25
W504-V12	WOOD MELISSA VARIATIONS, Side Chair, Upholstered Seat with Wood Framed Upholstered Back	20 x 18 x 35	\$984		+\$26	+\$52
W504-V15	WOOD MELISSA VARIATIONS, Side Chair, Fully Upholstered Back with Cleanout Space	20 x 18 x 35	\$1,027		+\$31	+\$61
W504-V16	WOOD MELISSA VARIATIONS, Side Chair, Fully Upholstered Back	20 x 18 x 35	\$1,078		+\$35	+\$70
W504-V21	WOOD MELISSA VARIATIONS, Side Chair, Thick Upholstered Seat, Solid Wood Back	20 x 18 x 35	\$953		+\$22	+\$43
W504-V22	WOOD MELISSA VARIATIONS, Side Chair, Thick Upholstered Seat with Wood Framed Upholstered Back	20 x 18 x 35	\$1,134		+\$31	+\$61
W504-V25	WOOD MELISSA VARIATIONS, Side Chair, Thick Upholstered Seat, Upholstered Back with Cleanout Space	20 x 18 x 35	\$1,247		+\$35	+\$70
W504-V26	WOOD MELISSA VARIATIONS, Side Chair, Thick Upholstered Seat, Upholstered Back	20 x 18 x 35	\$1,247		+\$35	+\$70
W504-WD	WOOD MELISSA, Side Chair, Wood Seat, Solid Wood Back	20 x 18 x 35	\$711			
W504A	WOOD MELISSA, Arm Chair, Solid Wood Back	20 x 21 x 35	\$801		+\$13	+\$25
W504A-V12	WOOD MELISSA VARIATIONS, Arm Chair, Upholstered Seat with Wood Framed Upholstered Back	20 x 21 x 35	\$1,093		+\$26	+\$52
W504A-V15	WOOD MELISSA VARIATIONS, Arm Chair, Fully Upholstered Back with Cleanout Space	20 x 21 x 35	\$1,137		+\$31	+\$61

Part Number	Description	D" x W" x H"	Price	Base	Grade1	Grade2
W504A-V16	WOOD MELISSA VARIATIONS, Arm Chair, Fully Upholstered Back	20 x 21 x 35	\$1,185		+\$35	+\$70
W504A-V21	WOOD MELISSA VARIATIONS, Arm Chair, Thick Upholstered Seat, Solid Wood Back	20 x 21 x 35	\$1,063		+\$22	+\$43
W504A-V22	WOOD MELISSA VARIATIONS, Arm Chair, Thick Upholstered Seat with Wood Framed Upholstered Back	20 x 21 x 35	\$1,239		+\$31	+\$61
W504A-V25	WOOD MELISSA VARIATIONS, Arm Chair, Thick Upholstered Seat, Upholstered Back with Cleanout Space	20 x 21 x 35	\$1,354		+\$35	+\$70
W504A-V26	WOOD MELISSA VARIATIONS, Arm Chair, Thick Upholstered Seat, Upholstered Back	20 x 21 x 35	\$1,354		+\$35	+\$70
W504A-WD	WOOD MELISSA, Arm Chair, Wood Seat, Solid Wood Back	20 x 21 x 35	\$819			
W504BS	WOOD MELISSA, Barstool, Solid Wood Back	18 x 18 x 44	\$864		+\$13	+\$25
W504BS-V12	WOOD MELISSA VARIATIONS, Barstool , Upholstered Seat with Wood Framed Upholstered Back	18 x 18 x 44	\$1,156		+\$26	+\$52
W504BS-V15	WOOD MELISSA VARIATIONS, Barstool , Fully Upholstered Back with Cleanout Space	18 x 18 x 44	\$1,198		+\$31	+\$61
W504BS-V16	WOOD MELISSA VARIATIONS, Barstool , Fully Upholstered Back	18 x 18 x 44	\$1,185		+\$35	+\$70
W504BS-V21	WOOD MELISSA VARIATIONS, Barstool , Thick Upholstered Seat, Solid Wood Back	18 x 18 x 44	\$1,127		+\$22	+\$43
W504BS-V22	WOOD MELISSA VARIATIONS, Barstool , Thick Upholstered Seat with Wood Framed Upholstered Back	18 x 18 x 44	\$1,304		+\$31	+\$61
W504BS-V25	WOOD MELISSA VARIATIONS, Barstool , Thick Upholstered Seat, Upholstered Back with Cleanout Space	18 x 18 x 44	\$1,354		+\$35	+\$70
W504BS-V26	WOOD MELISSA VARIATIONS, Barstool , Thick Upholstered Seat, Upholstered Back	18 x 18 x 44	\$1,418		+\$35	+\$70
W504BS-WD	WOOD MELISSA, Barstool, Wood Seat, Solid Wood Back	18 x 18 x 44	\$883			
WN504	WOOD MELISSA, Nesting, Solid Wood Back, UPH Seat	18 x 20 x 35	\$741		+\$13	+\$25



Melissa Anne, Horizontal Slat Back
GSA Approved | 71-205
COM yardage: 0.45

Standard includes:

- Frame: 1 1/4" metal tube. See Powder Coat finishes for finish options.
- Back design: metal, horizontal slats
- Seat: wood or upholstery, if selected: base grade fabric
- Premium nylon glides
- Shipped assembled

Options available, please call for pricing:

- Grade 4 fabric and above
- Customer's Own Material (COM)

Part Number	Description	D" x W" x H"	Price	Base	Grade1	Grade2
501	MELISSA ANNE, Chair, Horizontal Slat Back, Upholstered Seat	19 x 17 x 32	\$411		+\$13	+\$25
501-WD	MELISSA ANNE, Chair, Horizontal Slat Back, Wood Seat	19 x 17 x 32	\$429			
501BS	MELISSA ANNE, Barstool, Horizontal Slat Back, Upholstered Seat	19 x 17 x 42	\$535		+\$13	+\$25
501BS-WD	MELISSA ANNE, Barstool, Horizontal Slat Back, Wood Seat	19 x 17 x 42	\$554			
6501BS	MELISSA ANNE, Swivel Barstool, Horizontal Slat Back, Upholstered Seat	19 x 17 x 45	\$750		+\$13	+\$25
6501BS-WD	MELISSA ANNE, Swivel Barstool, Horizontal Slat Back, Wood Seat	19 x 17 x 45	\$764			



Melissa Anne, Wood Back
GSA Approved | 71-205
COM yardage: 0.45

Standard includes:

- Frame: 1 1/4" metal tube. See Powder Coat finishes for finish options.
- Back design: wood, standard cutout designs
- Seat: wood or upholstery, if selected: base grade fabric
- Premium nylon glides
- Shipped assembled

Options available, please call for pricing:

- Customizable wood back
- Grade 4 fabric and above
- Customer's Own Material (COM)

Part Number	Description	D" x W" x H"	Price	Base	Grade1	Grade2
504	MELISSA ANNE, Chair, Multiple Backs, Upholstered Seat	19 x 17 x 32	\$478		+\$13	+\$25
504-WD	MELISSA ANNE, Chair, Multiple Backs, Wood Seat	19 x 17 x 32	\$494			
504BS	MELISSA ANNE, Barstool, Multiple Backs, Upholstered Seat	19 x 17 x 42	\$590		+\$13	+\$25
504BS-WD	MELISSA ANNE, Barstool, Multiple Backs, Wood Seat	19 x 17 x 42	\$606			
6504BS	MELISSA ANNE, Swivel Barstool, Multiple Backs, Upholstered Seat	19 x 17 x 45	\$794		+\$13	+\$25
6504BS-WD	MELISSA ANNE, Swivel Barstool, Multiple Backs, Wood Seat	19 x 17 x 45	\$811			



Mama Melissa, Horizontal Slat Back
GSA Approved | 71-205
COM yardage: 0.7

Standard includes:

- Frame: 1 1/4" metal tube. See Powder Coat finishes for finish options.
- Back design: metal, horizontal slats
- Seat: wood or upholstery, if selected: base grade fabric
- Premium nylon glides
- Shipped assembled

Options available, please call for pricing:

- Grade 4 fabric and above
- Customer's Own Material (COM)

Part Number	Description	D" x W" x H"	Price	Base	Grade1	Grade2
571	MAMA MELISSA, Chair, Horizontal Slat Back	22 x 19 x 36	\$545		+\$14	+\$27
571-WD	MAMA MELISSA, Chair, Horizontal Slat Back, Wood Seat	22 x 19 x 36	\$533			
571BS	MAMA MELISSA, Barstool, Horizontal Slat Back	20 x 19 x 46	\$685		+\$14	+\$27
571BS-WD	MAMA MELISSA, Barstool, Horizontal Slat Back, Wood Seat	20 x 19 x 46	\$670			
6571BS	MAMA MELISSA, Swivel Barstool, Horizontal Slat Back	23 x 19 x 46	\$904		+\$14	+\$27
6571BS-WD	MAMA MELISSA, Swivel Barstool, Horizontal Slat Back, Wood Seat	23 x 19 x 46	\$893			



Mama Melissa, Wood Back
GSA Approved | 71-205
COM yardage: 0.7

Standard includes:

- Frame: 1 1/4" metal tube. See Powder Coat finishes for finish options.
- Back design: wood, several standard cutout options
- Seat: wood or upholstery, if selected: base grade fabric
- Premium nylon glides
- Shipped assembled

Options available, please call for pricing:

- Customizable back
- Grade 4 fabric and above
- Customer's Own Material (COM)

Part Number	Description	D" x W" x H"	Price	Base	Grade1	Grade2
574	MAMA MELISSA, Chair, Multiple Backs	22 x 19 x 36	\$631		+\$14	+\$27
574-WD	MAMA MELISSA, Chair, Multiple Backs, Wood Seat	22 x 19 x 36	\$616			
574BS	MAMA MELISSA, Barstool, Multiple Backs	20 x 19 x 46	\$794		+\$14	+\$27
574BS-WD	MAMA MELISSA, Barstool, Multiple Backs, Wood Seat	20 x 19 x 46	\$782			
6574BS	MAMA MELISSA, Swivel Barstool, Multiple Backs	23 x 10 x 46	\$1,015		+\$14	+\$27
6574BS-WD	MAMA MELISSA, Swivel Barstool, Multiple Backs, Wood Seat	23 x 10 x 46	\$1,002			



Sadie - All Wood
Open Market
COM yardage: 1 - Seat, .75 - Back

Standard includes:

- Designed by Joey Ruiter
- 18 Gauge Steel Frame
- 1" Saddled Veneer Ply on Wood Versions
- Premium Nylon Glides
- Base Grade Fabric on Upholstered Versions
- Shipped Assembled

Options available, please call for pricing:

- Grade 4 fabric and above
- Customer's Own Material (COM)

Part Number	Description	D" x W" x H"	Price	Base	Grade1	Grade2
827	SADIE CHAIR II, Wood Back, Upholstered Seat	22 x 19 x 33	\$674		+\$9	+\$18
827-WD	SADIE CHAIR II, Wood Back, Wood Seat	22 x 19 x 33	\$540			
827BS	SADIE BARSTOOL II, Wood Back, Upholstered Seat	22 x 21 x 45	\$883		+\$9	+\$18
827BS-WD	SADIE BARSTOOL II, Wood Back, Wood Seat	22 x 21 x 45	\$744			



Open Market
COM Yardage: .75 - Seat

Standard includes:

- One-piece Formed Plywood Shell
- 14 Gauge Steel Tube Frame
- Premium Nylon Glides
- Chairs Stack Five High
- Base Grade Fabric on Upholstered Seat Versions
- Shipped Assembled

Options available, please call for pricing:

- Grade 4 fabric and above
- Customer's Own Material (COM)
- Reduced Barstool Seat Height to 24"

Part Number	Description	D" x W" x H"	Price	Base	Grade1	Grade2
992	FELIX JR CHAIR, Wood Back, Upholstered Seat	21 x 20 x 32	\$784		+\$13	+\$25
992-WD	FELIX JR CHAIR, Wood Back, Wood Seat	21 x 20 x 32	\$580			
992BS	FELIX JR BARSTOOL, Wood Back, Upholstered Seat	21 x 18 x 44	\$875		+\$13	+\$25
992BS-WD	FELIX JR BARSTOOL, Wood Back, Wood Seat	21 x 18 x 44	\$669			



Atlantis
GSA Approved | 71-205
COM yardage: 0.45

Standard includes:

- Frame: 1 1/8" square and quarter round tubes, aluminum
- Finish: brushed aluminum standard. Powder coat finish can be specified
- Aluminum or if selected, upholstered seat in base grade fabric
- Premium metal glides
- Seat height: chair 19", barstool 30.5"
- Shipped assembled

Options available, please call for pricing:

- Grade 4 fabric and above
- Customer's Own Material (COM)

Part Number	Description	D" x W" x H"	Price	Base	Grade1	Grade2
750	ATLANTIS, Chair, Aluminum with Upholstered Seat	18 x 15 x 32	\$782		+\$13	+\$25
750-AL	ATLANTIS, Aluminum Chair, Aluminum Seat	18 x 15 x 32	\$862			
750-WD	ATLANTIS, Chair, Aluminum, Wood Seat	18 x 15 x 32	\$800			
750BS	ATLANTIS, Barstool, Aluminum with Upholstered Seat	18 x 16 x 44	\$1,153		+\$13	+\$25
750BS-AL	ATLANTIS, Aluminum Barstool, Aluminum Seat	18 x 16 x 44	\$1,231			



Siren
GSA Approved | 71-205
COM yardage: 0.45

Standard includes:

- Frame: 1 1/8" square and quarter round tubes, aluminum
- Finish: brushed aluminum standard. Powder coat finish can be specified.
- Aluminum or if selected, upholstered seat in base grade fabric
- Premium metal glides
- Seat height: chair 18.25", barstool 30"
- Shipped assembled

Options available, please call for pricing:

- Grade 4 fabric and above
- Customer's Own Material (COM)

Part Number	Description	D" x W" x H"	Price	Base	Grade1	Grade2
850	SIREN, Chair, Aluminum with Upholstered Seat	19 x 16 x 34	\$808		+\$13	+\$25
850-AL	SIREN, Aluminum Chair, Aluminum Seat	19 x 16 x 34	\$887			
850BS	SIREN, Barstool, Aluminum with Upholstered Seat	19 x 16 x 43	\$1,130		+\$13	+\$25
850BS-AL	SIREN, Aluminum Barstool, Aluminum Seat	19 x 16 x 43	\$1,211			


Standard Includes

- Frame: European Beech
- Back design: horizontal slats
- Upholstered seat, if selected: Value Grade Fabric
- Wood or upholstered seat
- Nylon Glides
- Seat height: 19" chair, 24" counter height barstool 31" barstool
- Shipped assembled

Options available, please call for pricing:

- Grade 3 fabric and above
- Customer's Own Material (COM)

Part Number	Description	D" x W" x H"	Price	Base	Grade1	Grade2
WCPBS2018-UPH	Wood Cooper Bar Stool, Upholstered Seat	20 x 18 x 43	\$618	+\$6	+\$12	+\$24
WCPBS2018-W	Wood Cooper Bar Stool, Solid Beech Wood Seat	20 x 18 x 43	\$625			
WPCBS2018-UPH	Wood Cooper Counter Height Bar Stool, Upholstered Seat	20 x 18 x 38	\$636	+\$6	+\$12	+\$24
WPCBS2018-W	Wood Cooper Counter Height Bar Stool, Solid Beech Wood Seat	20 x 18 x 38	\$643			
WCPCH1718-UPH	Wood Cooper Chair, Upholstered Seat	17 x 18 x 33	\$503	+\$6	+\$12	+\$24
WCPCH1718-W	Wood Cooper Chair, Solid Beech Wood Seat	17 x 18 x 33	\$510			


Standard Includes

- Frame: European Beech
- Back design: Solid Wood
- Upholstered seat, if selected: Value Grade Fabric
- Wood or upholstered seat
- Nylon Glides
- Seat height: 18" chair, 24" counter height barstool 30" barstool
- Shipped assembled

Options available, please call for pricing:

- Grade 3 fabric and above
- Customer's Own Material (COM)

Part Number	Description	D" x W" x H"	Price	Base	Grade1	Grade2
HABS2117-UPH	Haven Bar Stool, Upholstered Seat	21 x 17 x 44	\$626	+\$6	+\$12	+\$24
HABS2117-W	Haven Bar Stool, Solid Beech Wood Seat	21 x 17 x 44	\$633			
HACBS2117-UPH	Haven Counter Height Bar Stool, Upholstered Seat	21 x 17 x 38	\$644	+\$6	+\$12	+\$24
HACBS2117-W	Haven Counter Height Bar Stool, Solid Beech Wood Seat	21 x 17 x 38	\$652			
HACH1917-UPH	Haven Chair, Upholstered Seat	19 x 17 x 34	\$526	+\$6	+\$12	+\$24
HACH1917-W	Haven Chair, Solid Beech Wood Seat	19 x 17 x 34	\$533			

**Standard Includes**

- Frame: European Beech
- Back design: Vertical Slat
- Upholstered seat, if selected: Value Grade Fabric
- Wood or upholstered seat
- Nylon Glides
- Seat height: 18" chair, 24" counter height barstool 30" barstool
- Shipped assembled

Options available, please call for pricing:

- Grade 3 fabric and above
- Customer's Own Material (COM)

Part Number	Description	D" x W" x H"	Price	Base	Grade1	Grade2
WCNBS1917-UPH	Wood Canon Bar Stool, Upholstered Seat	19 x 17 x 45	\$618	+\$6	+\$12	+\$24
WCNBS1917-W	Wood Canon Bar Stool, Solid Beech Wood Seat	19 x 17 x 45	\$625			
WCNCBS1917-UPH	Wood Canon Counter Height Bar Stool, Upholstered Seat	19 x 17 x 39	\$636	+\$6	+\$12	+\$24
WCNCBS1917-W	Wood Canon Counter Height Bar Stool, Solid Beech Wood Seat	19 x 17 x 39	\$643			
WCNCH1917-UPH	Wood Canon Chair, Upholstered Seat	19 x 17 x 34	\$503	+\$6	+\$12	+\$24
WCNCH1917-W	Wood Canon Chair, Solid Beech Wood Seat	19 x 17 x 34	\$510			

**Standard Includes**

- Frame: Welded Steel
- Back design: horizontal slats
- Upholstered seat, if selected: Value Grade Fabric
- Wood or upholstered seat
- Nylon Glides
- Seat height: 18" chair, 24" counter height barstool 30" barstool
- Shipped assembled

Options available, please call for pricing:

- Grade 3 fabric and above
- Customer's Own Material (COM)

Part Number	Description	D" x W" x H"	Price	Base	Grade1	Grade2
CPBS1717-UPH	Cooper Bar Stool, Upholstered Seat	17 x 17 x 43	\$454	+\$6	+\$12	+\$24
CPBS1717-W	Cooper Bar Stool, Solid Beech Wood Seat	17 x 17 x 43	\$456			
CPCBS1717-UPH	Cooper Counter Height Bar Stool, Upholstered Seat	17 x 17 x 37	\$472	+\$6	+\$12	+\$24
CPCBS1717-W	Cooper Counter Height Bar Stool, Solid Beech Wood Seat	17 x 17 x 37	\$474			
CPCH1717-UPH	Cooper Chair, Upholstered Seat	17 x 17 x 32	\$399	+\$6	+\$12	+\$24
CPCH1717-W	Cooper Chair, Solid Beech Wood Seat	17 x 17 x 32	\$402			



Standard Includes

- Frame: Welded Steel
- Back design: Vertical Slat
- Upholstered seat, if selected: Value Grade Fabric
- Wood or upholstered seat
- Nylon Glides
- Seat height: 18" chair, 24" counter height barstool 30" barstool
- Shipped assembled

Options available, please call for pricing:

- Grade 3 fabric and above
- Customer's Own Material (COM)

Part Number	Description	D" x W" x H"	Price	Base	Grade1	Grade2
CNBS1717-UPH	Canon Bar Stool, Upholstered Seat	17 x 17 x 43	\$454	+\$6	+\$12	+\$24
CNBS1717-W	Canon Bar Stool, Solid Beech Wood Seat	17 x 17 x 43	\$456			
CNCBS1717-UPH	Canon Counter Height Bar Stool, Upholstered Seat	17 x 17 x 37	\$472	+\$6	+\$12	+\$24
CNCBS1717-W	Canon Counter Height Bar Stool, Solid Beech Wood Seat	17 x 17 x 37	\$474			
CNCH1717-UPH	Canon Chair, Upholstered Seat	17 x 17 x 32	\$399	+\$6	+\$12	+\$24
CNCH1717-W	Canon Chair, Solid Beech Wood Seat	17 x 17 x 32	\$402			