



Quality products. Dedicated service.

Note: All prices are shown as LIST price, for NET pricing please contact your sales representative [HERE](#).

table of contents

Room Solutions

4	Alcove	50	MFS MFS Renew
11	Arcadia	59	RH Series
16	Captains Bed	69	Shaker
20	Cosmo	76	Solo
25	Essix	86	Westwood
35	Evolve		
41	Maxwell		

Adjustable, Loftable & Bunkable Beds

93	Breton	113	Solo
96	Essix	116	Tool Free
100	Evolve	121	Accessories
106	Griffin	125	Mattresses
110	Maxwell		

Lounge Seating

131	Baxter	147	Hugo
134	Bluto	148	Logan
137	Doozie	149	Lucy
140	Emily	157	Lucy Lu
142	Evolve	158	Monroe
143	Garbo	159	Quincy
144	Henley	161	Roxy
145	Hudson	162	Sawyer

Chairs

164	Iris	167	Student Chair
166	Series 95	168	Tango

Tables

170	4-Posted	177	Lucy
171	Bluto	178	Lyon
172	Cadence	179	Morris
173	Cascade	180	Ross
174	Fulton	181	Sherwood
175	Hugo	183	Union
176	Jane	184	Table Features

Surface Materials

185	Surface Materials: Wood finishes & Laminate finishes
186	Fabric & Custom finish options
187	Wood & Laminate finish sheets

Renderings are for reference purposes only. Actual product features may differ from rendering. Contact RT London or your sales representative for enhanced images of products.

Prices are stated in LIST terms. Freight is not included. Contact RT London or your sales representative for volume discount and freight information.

room solutions

Create great living spaces with flexible furniture and systems that provide all the comfort and convenience of home. Each of our furniture lines are comprised of separate components designed to work together and create the right space for each individual room—giving you more choices than ever before.

Statement of Line



Alcove is your choice for the most contemporary room style. Movable storage beneath bed and adjustable shelves let you save space and gain flexibility.

Alcove

Room Solutions




Alcove



features


- Clean lines and metal accents combine to create a contemporary aesthetic.
- Flexibility with movable shelves. The integrated holes contribute to its modern design and are functional - allowing the metal shelves to be repositioned anywhere along the headboard, footboard or wing panels.
- Space saving solutions. Stacking drawers tuck beneath bed or can be stacked 5-high to maximize floor space.
- Integrated work space. Desk height aligns with fixed shelf on storage hutch to create additional work space. Tackboard is available.

statement of line



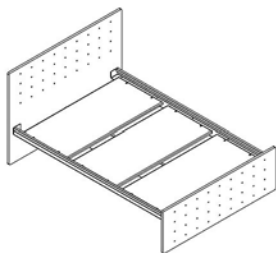
wood finish - standard

wood finish - premium



Color Disclaimer

Please order actual material samples for specifying purposes. Color accuracy is not guaranteed with these images.




GSA Approved | 71-204

Tip: mattress sizes (not included) - Twin 36" x 80", Full 54" x 80"

Standard includes:

- Headboard and footboard: veneer plywood
- Standard Finishes
- Decorative side rails: silver metal with wood trim piece
- Deck: 3 piece wood
- Shipped ready to assemble

Part Number	Description	D" x W" x H"
ALBE3E4283-Y	ALCOVE, Twin Bed, Uses mattress sized 36" x 80" - Not Included	42 x 83 x 42
ALBE3R6083-Y	ALCOVE, Full Bed, Uses mattress sized 54" x 80" - Not Included	60 x 83 x 42

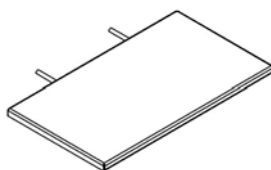


GSA Approved | 71-204

Standard includes:

- Bed wings: veneer plywood
- Standard Finishes
- Attachment hardware
- Shipped ready to assemble

Part Number	Description	D" x W" x H"
ALSB1X0118-Y	ALCOVE, Bed Wings (set of two)	1 x 18 x 42
ALSB2X0118-Y	ALCOVE, Bed Wing	1 x 18 x 42

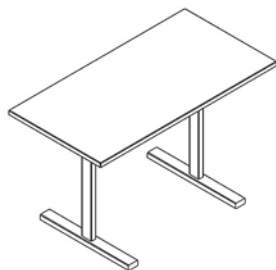


GSA Approved | 71-204

Standard includes:

- Metal shelf: silver powder coat
- Sold in sets of (2)
- Attachment hardware
- 14" shelf can be used with bed or wings

Part Number	Description	D" x W" x H"
ALSHTX0814-S	ALCOVE, Shelf, Set of (2)	8 x 14 x 1



GSA Approved | 71-204

Tip: desk height aligns with the fixed shelf of organizer to extend work surface.

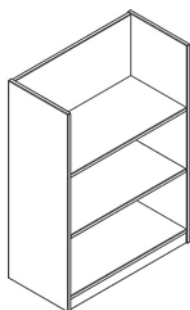
Standard includes:

- Worksurface: laminate with matching PVC edge band
- Standard Finishes
- T-legs: steel, silver powder coat
- Shipped ready to assemble
- Designed to align with fixed shelves on bookcases

Options available:

- Premium Finishes

Part Number	Description	D" x W" x H"
ALDEQL46-Y	ALCOVE, Nesting Desk, Silver leg	24 x 46 x 29



GSA Approved | 71-204

Tip: fixed shelf aligns with height of nesting desk to extend work surface.

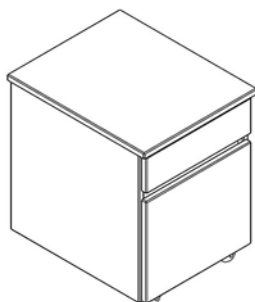
Standard includes:

- Veneer plywood with matching PVC edge band
- Standard Finishes
- Shipped assembled
- Fixed center shelf is designed to align with nesting desk

Options available:

- Tack board- T at fixed shelf
- Premium Finishes

Part Number	Description	D" x W" x H"
ALHT30-Y	ALCOVE, Tall 4-Shelf Bookcase	14 x 30 x 72
ALHU30-Y	ALCOVE, Open Top 2-Shelf Bookcase	14 x 30 x 42



GSA Approved | 71-204

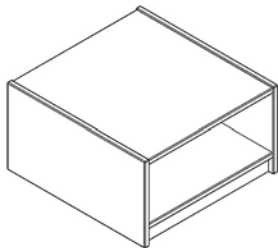
Standard includes:

- Case: veneer plywood with matching PVC edge band
- Standard Finishes
- Top: laminate with matching PVC edge band
- Box/ File
- Casters- 2 locking, 2 non-locking: black plastic
- 3/4 extension epoxy coated drawer slides
- Integral pulls
- Shipped assembled

Options available:

- Premium Finishes

Part Number	Description	D" x W" x H"
ALPEM320-Y	ALCOVE, Mobile Pedestal, BF	20 x 16 x 23



GSA Approved | 71-204

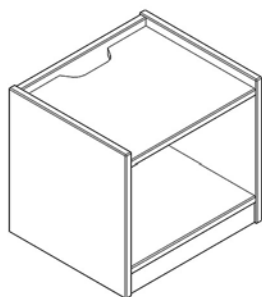
Standard includes:

- Veneer plywood with matching PVC edge band
- Standard Finishes
- Closed back
- Shipped assembled

Options available:

- Premium Finishes

Part Number	Description	D" x W" x H"
ALUB1X21-Y	ALCOVE, Under Bed Open Box	22 x 21 x 12



GSA Approved | 71-204

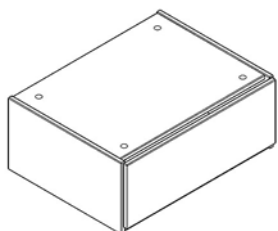
Standard includes:

- Veneer plywood with matching PVC edge band
- Standard Finishes
- Cable management cutouts
- Fixed open shelf
- Shipped assembled

Options available:

- Premium Finishes

Part Number	Description	D" x W" x H"
ALNSND17-Y	ALCOVE, Nightstand	12 x 17 x 18



GSA Approved | 71-204

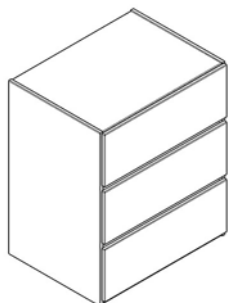
Standard includes:

- Veneer plywood with matching PVC edge band
- Standard Finishes
- 3/4 extension epoxy coated drawer slides
- Integral pull
- Integrated safety connector clip at rear
- Nest or stack 5-high
- Shipped assembled

Options available:

- Premium Finishes

Part Number	Description	D" x W" x H"
ALSD1D30-Y	ALCOVE, Single Drawer Stacker	22 x 30 x 12



GSA Approved | 71-204

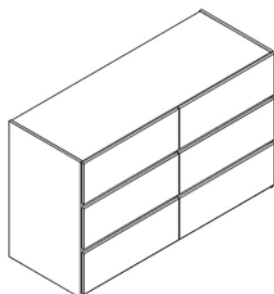
Standard includes:

- Veneer plywood with matching PVC edge band
- Standard Finishes
- Three equal sized drawers with 3/4 extension epoxy coated drawer slides
- Integral pulls
- Shipped assembled

Options available:

- Premium Finishes

Part Number	Description	D" x W" x H"
ALDR3X30-Y	ALCOVE, Chest, 3-Drawer	22 x 30 x 36



GSA Approved | 71-204

Standard includes:

- Veneer plywood with matching PVC edge band
- Standard Finishes
- Six equal sized drawers with 3/4 extension epoxy coated drawer slides
- Integral pulls
- Shipped assembled

Options available:

- Premium Finishes

Part Number	Description	D" x W" x H"
ALDR6X60-Y	ALCOVE, Chest, 6-Drawer	22 x 60 x 36



GSA Approved | 71-204

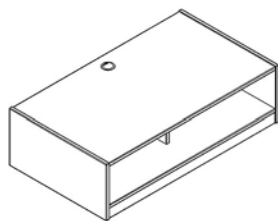
Standard includes:

- Veneer plywood with matching PVC edge band
- Standard Finishes
- Coat rod: chrome
- Coat hook on inside of door
- Fixed shelf above rod on full door unit, only
- Drawers, if specified: 3/4 extension epoxy coated slides, integral pulls
- Contemporary loop pulls on doors: silver
- Cable management grommet in back panel
- Shipped assembled

Options available:

- Premium Finishes

Part Number	Description	D" x W" x H"
ALWABP30-Y	ALCOVE, Wardrobe, 2 Door	22 x 30 x 72
ALWACG30-Y	ALCOVE, Wardrobe, 2 Door, 2-Drawer	22 x 30 x 72



GSA Approved | 71-204

- Standard includes:**
- Veneer plywood with matching PVC edge band
 - Standard Finishes
 - Center support for heavy equipment
 - Cable management cutout in top and back
 - Shipped assembled

- Options available:**
- Premium Finishes

Part Number	Description	D" x W" x H"
ALTV1V42-Y	ALCOVE, Media Stand	22 x 42 x 12

Classic and sophisticated. Arcadia is rich in detail and craftsmanship, creating a timeless quality.

Arcadia

Room Solutions



Arcadia



features

- Crafted using high-quality veneer and solid wood accents.
- Slip matched veneer top is protected by a glass top overlay to keep furniture beautiful for years to come.
- Solid wood drawer fronts have decorative pull with oil rubbed bronze finish.
- Finish is a multi-step stain and glaze process that enhances the depth and clarity of the finishes.

statement of line



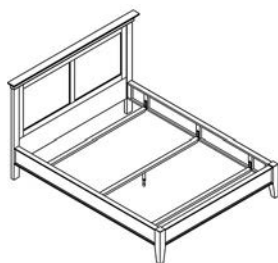
wood finish



Bordeaux Cherry

Color Disclaimer

Please order actual material samples for specifying purposes. Color accuracy is not guaranteed with these images.



Open Market
Tip: mattress sizes- Queen 60x80, King 76x80, California King 72x84

Standard includes:

- Bed: slip matched veneer over an engineered wood core, solid hardwood legs and detailed moulding accents
- Frame: solids using cope and stick joinery
- Species: **R** Cherry
- Shipped ready to assemble

Part Number	Description	D" x W" x H"
ARBEW17286-R	ARCADIA, Bed, Queen, Uses mattress sized 60" x 80" - Not Included	72 x 86 x 49
ARBEW18490-R	ARCADIA, Bed, California King, Uses mattress sized 72" x 84" - Not Included	90 x 84 x 49
ARBEW18886-R	ARCADIA, Bed, King, Uses mattress sized 76" x 80" - Not Included	88 x 88 x 49



Open Market

Standard includes:

- Solid hardwood legs
- Species: **R** Cherry
- Decorative pull with bronze finish
- Shipped assembled

Part Number	Description	D" x W" x H"
ARDEAC2442-R	ARCADIA, Desk, Pencil Drawer	24 x 42 x 30
ARDEAC2448-R	ARCADIA, Desk, Pencil Drawer	24 x 48 x 30



Open Market

Standard includes:

- Case: veneer over engineer wood core with solid hardwood accents
- Species: **R** Cherry
- 3/4 extension steel ball bearing drawer slides
- Decorative pulls with bronze finish
- Shipped assembled

Options available:

- Full extension, soft close drawer slides: **+\$80 List**

Part Number	Description	D" x W" x H"
ARNS2D1724-R	ARCADIA, Nightstand, 2-Drawer	17 x 24 x 28



Open Market

Standard includes:

- Case: veneer over engineer wood core with solid hardwood accents
- Species: **R** Cherry
- 3/4 extension steel ball bearing drawer slides
- Open technology compartment
- Decorative pulls with bronze finish
- Shipped assembled

Options available:

- Full extension, soft close drawer slides: **+\$240 List**

Part Number	Description	D" x W" x H"
ARDR8X1948-R	ARCADIA, Dresser, 8-Drawer, Open, 48"	19 x 48 x 35
ARDR8X1968-R	ARCADIA, Dresser, 8-Drawer, Open, 68"	19 x 68 x 35



Open Market

Standard includes:

- Case: veneer over engineer wood core with solid hardwood accents
- Top: slip matched veneer
- Species: **R** Cherry
- 3/4 extension steel ball bearing drawer slides
- Coat rod for hanging clothes
- Decorative pulls with bronze finish
- Shipped assembled

Options available:

- Full extension, soft close drawer slides: **+\$40 List**

Part Number	Description	D" x W" x H"
ARWABY2336-R	ARCADIA, Wardrobe, 1-Drawer	23 x 36 x 72
ARWAEB2336-R	ARCADIA, Wardrobe, 1-Drawer	23 x 36 x 80



Open Market

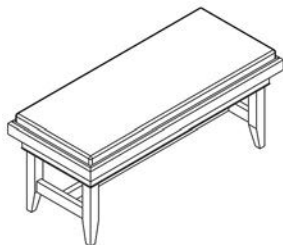
Standard includes:

- Case: veneer over engineer wood core with solid hardwood accents
- Species: **R** Cherry
- Open storage behind door with cable management
- Open shelf with storage with cable management in back
- Two drawers with 3/4 extension steel ball bearing slides
- Decorative pulls with bronze finish
- Shipped assembled

Options available:

- Full extension, soft close drawer slides: **+\$80 List**

Part Number	Description	D" x W" x H"
ARSUMF2454-R	ARCADIA, Bar Cabinet	24 x 54 x 40



Open Market

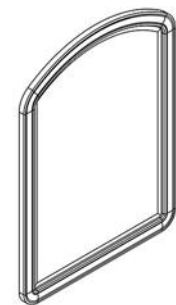
Standard includes:

- Solid hardwood legs
- Species: **R** Cherry
- Upholstered cushion: base grade fabric
- Shipped assembled

Options available:

- Please call for pricing on Price Grade 4 fabric and above

Part Number	Description	D" x W" x H"
ARBN1X1842+R	ARCADIA, Bench	18 x 42 x 18



Open Market

Standard includes:

- Solid hardwood frame
- Species: **R** Cherry

Part Number	Description	D" x W" x H"
ARMR1X0134-R	ARCADIA, Mirror	1 x 34 x 46

Maximize your space with this bed option.
Drawer configuration can be tailored to meet your needs.

Captain's Bed

Room Solutions



Captain's Bed



features

- Available with 2-, 3- or 4-drawers and 4-drawers with 2-doors.
- Hinged door opens to provide additional storage underneath deck.
- Designed to be used with mattress and no box spring.

statement of line



Captain's bed

wood finish - standard




Oak



Natural Maple



Medium Oak



Chestnut Maple



Cocoa Maple

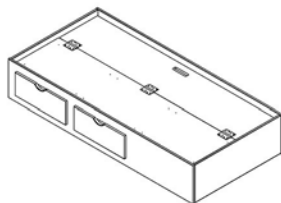


Cinnamon Noche Maple

wood finish - premium

Color Disclaimer

Please order actual material samples for specifying purposes. Color accuracy is not guaranteed with these images.

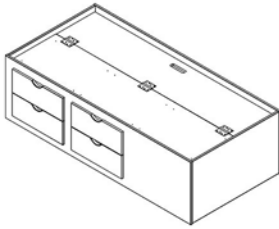


GSA Approved | 71-204

Standard includes:

- Veneer plywood with matching PVC edge band
- Species: **K** Oak or **M** Maple
- 3/4 extension epoxy coated drawer slides
- Half-moon pull: black plastic
- Storage compartment under bed deck
- Shipped assembled

Part Number	Description	D" x W" x H"
SOBEC23882-K	SOLO, Captain Bed, 2-Drawers, Uses Mattress Sized 36" x 80" - Not Included	38 x 82 x 15
SOBEC23882-M	SOLO, Captain Bed, 2-Drawers, Uses Mattress Sized 36" x 80" - Not Included	38 x 82 x 15
SOBEC24082-K	SOLO, Captain Bed, 2-Drawers, Uses Mattress Sized 38" x 80" - Not Included	40 x 82 x 15
SOBEC24082-M	SOLO, Captain Bed, 2-Drawers, Uses Mattress Sized 38" x 80" - Not Included	40 x 82 x 15
SOBEC63882-K	SOLO, Captain Bed, 3-Drawer, Uses Mattress Sized 36" x 80" - Not Included	38 x 82 x 15
SOBEC63882-M	SOLO, Captain Bed, 3-Drawer, Uses Mattress Sized 36" x 80" - Not Included	38 x 82 x 15
SOBEC64082-K	SOLO, Captain Bed, 3-Drawer, Uses Mattress Sized 38" x 80" - Not Included	40 x 82 x 15
SOBEC64082-M	SOLO, Captain Bed, 3-Drawer, Uses Mattress Sized 38" x 80" - Not Included	40 x 82 x 15



GSA Approved | 71-204

Standard includes:

- Veneer plywood with matching PVC edge band
- Species: **K** Oak or **M** Maple
- 3/4 extension epoxy coated drawer slides
- Half-moon pull: black plastic
- Four drawers
- Storage compartment under bed deck
- Shipped assembled

Part Number	Description	D" x W" x H"
SOBEC43882-K	SOLO, Captain Bed, 4-Drawers, Uses Mattress Sized 36" x 80" - Not Included	38 x 82 x 24
SOBEC43882-M	SOLO, Captain Bed, 4-Drawers, Uses Mattress Sized 36" x 80" - Not Included	38 x 82 x 24
SOBEC44082-K	SOLO, Captain Bed, 4-Drawers, Uses Mattress Sized 38" x 80" - Not Included	40 x 82 x 24
SOBEC44082-M	SOLO, Captain Bed, 4-Drawers, Uses Mattress Sized 38" x 80" - Not Included	40 x 82 x 24
SOBEC53882-K	SOLO, Captain Bed, 4-Drawer/2 Door, Uses Mattress Sized 36" x 80" - Not Included	38 x 82 x 24
SOBEC53882-M	SOLO, Captain Bed, 4-Drawer/2 Door, Uses Mattress Sized 36" x 80" - Not Included	38 x 82 x 24
SOBEC54082-K	SOLO, Captain Bed, 4-Drawer/2 Door, Uses Mattress Sized 38" x 80" - Not Included	40 x 82 x 24
SOBEC54082-M	SOLO, Captain Bed, 4-Drawer/2 Door, Uses Mattress Sized 38" x 80" - Not Included	40 x 82 x 24

Cosmo makes a rich classic statement with linear lines and brushed metal accents.

Cosmo
Room Solutions



Cosmo



features

- Laminate work surfaces with matching, profiled, solid wood edges for increased durability that lasts.
- Complete bedroom outfit available so you can maintain a consistent theme throughout.
- Decorative square nickel pulls provide a stylish yet classical look.
- Twin, full, queen and king bed sizes available.

statement of line



Full Bed with Headboard



3-Drawer Chest



3-Drawer TV Stand



6-Drawer Chest



Bar Cabinet



1-Drawer Night Stand



Desk w/ Pencil Drawer



Mirror




Bench

wood finish - standard



Natural Maple

wood finish - premium



Chestnut Maple



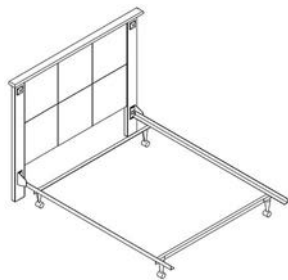
Cocoa Maple



Cinnamon Noche Maple

Color Disclaimer

Please order actual material samples for specifying purposes. Color accuracy is not guaranteed with these images.



Open Market

Tip: Mattress sizes (Not Included)- Twin 39" x 80", Full 54" x 80", Queen 60" x 80", King 76" x 80". Requires a Box Spring - Not Included.

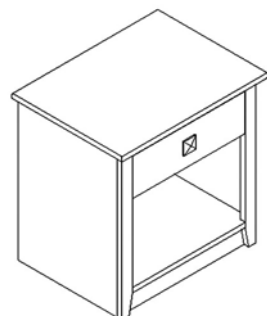
Standard includes:

- Headboard: veneer over engineered wood core with solid hardwood accents: Maple
- Standard Finishes
- Metal bed frame
- Shipped ready to assemble

Options available:

- Premium Finishes

Part Number	Description	D" x W" x H"
COBEM13885-M	COSMO, Bed, Twin, W/Headboard, Metal Frame, Uses Mattress Sized 39" x 75" or 39" x 80" - Not Included. Box Spring Required - Not Included	44 x 72 x 48
COBEM15985-M	COSMO, Bed, Full, W/Headboard, Metal Frame, Uses Mattress Sized 54" x 75" or 54" x 80" - Not Included. Box Spring Required - Not Included	59 x 72 x 48
COBEM16285-M	COSMO, Bed, Queen, W/Headboard, Metal Frame, Uses Mattress Sized 60" x 80" - Not Included. Box Spring Required - Not Included	66 x 72 x 48
COBEM18085-M	COSMO, Bed, King, W/Headboard, Metal Frame, Uses Mattress Sized 76" x 80" - Not Included. Box Spring Required - Not Included	83 x 72 x 48



Open Market

Standard includes:

- Case: veneer over engineered wood core with solid hardwood accents: Maple
- Standard Finishes
- Top: HPL with profiled wood edges
- Full extension steel ball bearing slides
- Nickel pulls
- Shipped assembled

Options available:

- Premium Finishes

Part Number	Description	D" x W" x H"
CONS1D1824-M	COSMO, Night Stand, 1-Drawer	18 x 24 x 24
CONS3D1824-M	COSMO, Night Stand, 3-Drawer	18 x 24 x 24



Open Market

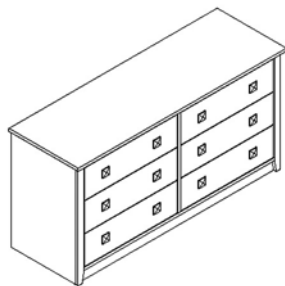
Standard includes:

- Solid hardwood legs: Maple
- Worksurface: HPL with profiled wood edges
- Standard Finishes
- Nickel pull on pencil drawer, if specified
- Shipped assembled

Options available:

- Premium Finishes

Part Number	Description	D" x W" x H"
CODEAA2044-M	COSMO, Desk, Open Leg	20 x 44 x 30
CODEAA2848-M	COSMO, Desk, Open Leg	28 x 48 x 30
CODEAC2044-M	COSMO, Desk, Open Leg, Pencil Drawer	20 x 44 x 30
CODEAC2848-M	COSMO, Desk, Open Leg, Pencil Drawer	28 x 48 x 30



Open Market

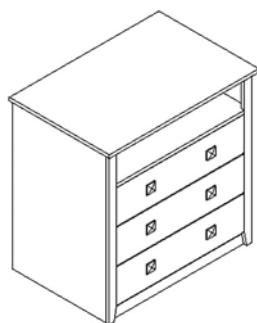
Standard includes:

- Case: veneer over engineered wood core with solid hardwood accents: Maple
- Top: HPL with profiled wood edges
- Standard Finishes
- Six drawers with full extension steel ball bearing slides
- Nickel pulls
- Shipped assembled

Options available:

- Premium Finishes

Part Number	Description	D" x W" x H"
CODR3X2030-M	COSMO, Chest, 3-Drawer	20 x 32 x 30
CODR6X2060-M	COSMO, Chest, 6-Drawer	20 x 60 x 30



Open Market

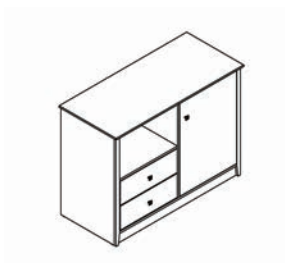
Standard includes:

- Case: veneer over engineered wood core with solid hardwood accents: Maple
- Top: HPL with profiled wood edges
- Standard Finishes
- Open shelf with cable management grommet in back panel
- Three drawers with full extension steel ball bearing slides
- Nickel pulls
- Shipped assembled

Options available:

- Premium Finishes

Part Number	Description	D" x W" x H"
COTVT32436-M	COSMO, TV Stand, 3-Drawer, DVD Shelf	24 x 36 x 36



Open Market

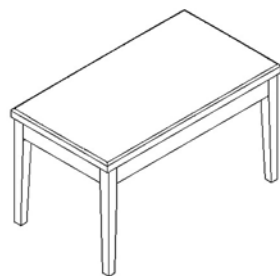
Standard includes:

- Case: veneer over engineered wood core with solid hardwood accents: Maple
- Top: HPL with profiled wood edges
- Standard Finishes
- Open storage behind door with cable management grommet in back panel
- Open shelf with cable management grommet in back panel
- Two drawers with full extension steel ball bearing slides
- Nickel pulls
- Shipped assembled

Options available:

- Premium Finishes

Part Number	Description	D" x W" x H"
COMF1X2454-M	COSMO, Bar Cabinet	24 x 54 x 40



Open Market

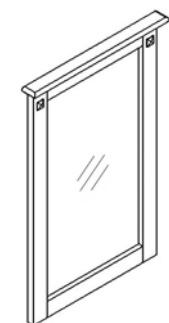
Standard includes:

- Solid hardwood legs: Maple
- Top: HPL with profiled wood edges
- Standard Finishes
- Shipped assembled

Options available:

- Premium Finishes

Part Number	Description	D" x W" x H"
COBC1X2036+M	COSMO, Bench	20 x 36 x 20



Open Market

Standard includes:

- Hardwood frame: Maple
- Standard Finishes
- Wall mounting hardware
- Shipped assembled

Options available:

- Premium Finishes

Part Number	Description	D" x W" x H"
COMR1X224-M	COSMO, Mirror	2 x 24 x 36

Student-inspired furniture designed to maximize storage, support technology and provide an at-home, contemporary look.

Essix
Room Solutions





features

- Material options: choose from hardwood veneer plywood or laminate with engineered wood core.
- Dovetail or dowel drawer box construction with removable drawer front, waterproof vinyl bottom and open to 3/4 of its depth.
- Contemporary design. Clean, crisp lines and metal accents create a modern aesthetic that students love.
- Multi-functional desk. Removable drawer can be repositioned to support right- or left-hand applications; pull-out shelf provides additional space for materials; large work surface supports collaboration and technology.
- Bed is height-adjustable and can be bunked or lofted without tools. Integrated coupler at every post assures a secure connection with no loose hardware to manage.
- Integrated power in desk surface provides easy access right where it's needed.

statement of line



wood finish - standard



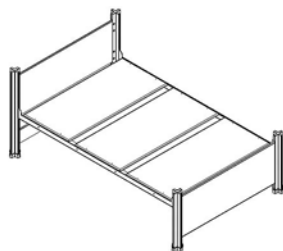
wood finish - premium

laminite finish - standard



Color Disclaimer

Please order actual material samples for specifying purposes. Color accuracy is not guaranteed with these images.



Open Market

Tip: see the Adjustable Beds & Accessories section for additional bed solutions and accessories.

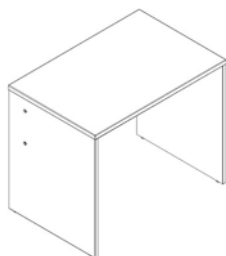
Standard includes:

- Extruded aluminum posts
- Material : **Y** Veneer plywood or **L** Laminate headboard/footboard with matching PVC edge band
- Standard Finishes
- One-piece steel side rails: black
- 7 deck heights with steel pin channel
- Shipped ready to assemble

Options available:

- Premium Finishes

Part Number	Description	D" x W" x H"
EXBE3W5485-L	Essix, Bed, Full, 3-Piece Wood Deck, Uses Mattress Sized 54" x 80" - Not Included	56 x 89 x 38
EXBE3W5485-Y	ESSIX, Bed, Full, 3-Piece Wood Deck, Uses Mattress Sized 54" x 80" - Not Included	56 x 89 x 38
EXBERS3885-L	ESSIX, Bed, Twin, One-piece Head/footboard, Lower Footboard, Spring Deck, Uses Mattress Sized 36" x 80" - Not Included	39 x 89 x 38
EXBERS3885-Y	ESSIX, Bed, Twin, One-piece Head/footboard, Lower Footboard, Spring Deck, Uses Mattress Sized 36" x 80" - Not Included	39 x 89 x 38
EXBERW3885-L	ESSIX, Bed, Twin, One-piece Head/footboard, Lower Footboard, 3-Piece Wood Deck, Uses Mattress Sized 36" x 80" - Not Included	39 x 89 x 38
EXBERW3885-Y	ESSIX, Bed, Twin, One-piece Head/footboard, Lower Footboard, 3-Piece Wood Deck, Uses Mattress Sized 36" x 80" - Not Included	39 x 89 x 38



GSA Approved | 71-204

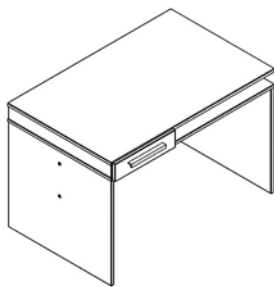
Standard includes:

- Case: veneer plywood or laminate with matching PVC edge band
- Worksurface: laminate with matching PVC edge band
- Materials: **Y** Veneer Plywood; **L** Laminate
- Standard Finishes
- 3/4 height back panel
- Pencil drawer available
- Shipped ready to assemble

Option available:

- Desk mounted power. Includes 1 power outlet, 2 USB charging ports with a 6' cord.
- Premium Finishes

Part Number	Description	D" x W" x H"
EXDEAZ36-L	Essix, Desk, Slab Leg	24 x 36 x 29
EXDEAZ36-Y	Essix, Desk, Slab Leg	24 x 36 x 29
EXDEAZ44-L	Essix, Desk, Slab Leg	24 x 44 x 29
EXDEAZ44-Y	Essix, Desk, Slab Leg	24 x 44 x 29
EXDEBB36-L	Essix, Desk, Slab Leg, Pencil Drawer	24 x 36 x 29
EXDEBB36-Y	Essix, Desk, Slab Leg, Pencil Drawer	24 x 36 x 29
EXDEBB44-L	Essix, Desk, Slab Leg, Pencil Drawer	24 x 44 x 29
EXDEBB44-Y	Essix, Desk, Slab Leg, Pencil Drawer	24 x 44 x 29



GSA Approved | 71-204

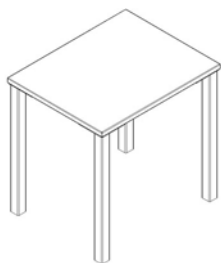
Standard includes:

- Case: veneer plywood or laminate with matching PVC edge band
- Worksurface: laminate with matching PVC edge band
- Materials: **K** Oak or **M** Maple; **L** Laminate
- Standard Finishes
- Field reversible unit with removable drawer
- Slide out reference shelf
- Pencil ledge
- 3/4 height modesty panel
- Aluminum bar pull
- Shipped ready to assemble

Options available:

- Premium Finishes

Part Number	Description	D" x W" x H"
EXDEAX44-L	ESSIX, Desk, Slab Leg, Reversible Side Drawer	28 x 44 x 29
EXDEAX44-Y	ESSIX, Desk, Slab Leg, Reversible Side Drawer	28 x 44 x 29



GSA Approved | 71-204

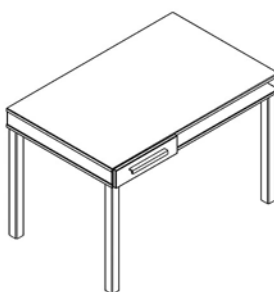
Standard includes:

- Worksurface: laminate with matching PVC edge band
- Standard Finishes
- Four steel post legs: silver powder coat
- Shipped ready to assemble

Option available:

- Desk mounted power. Includes 1 power outlet; 2 USB charging ports with a 6' cord.

Part Number	Description	D" x W" x H"
EXDEDJ30-L	Essix, Desk, Metal Leg	24 x 30 x 29
EXDEDJ36-L	Essix, Desk, Metal Leg	24 x 36 x 29
EXDEDJ44-L	Essix, Desk, Metal Leg	24 x 44 x 29



GSA Approved | 71-204

Standard includes:

- Case: veneer plywood or laminate with matching edge band
- Worksurface: laminate with matching PVC edge band
- Standard Finishes
- Four steel post legs: silver powder coat
- Material: **Y** Veneer Plywood; **L** Laminate
- Field reversible unit with removable drawer
- Slide out reference shelf
- Pencil ledge
- Aluminum bar pull
- Shipped ready to assemble

Options available:

- Premium Finishes

Part Number	Description	D" x W" x H"
EXDEDH44-L	ESSIX, Desk, Metal Leg, Reversible Side Drawer	28 x 44 x 29
EXDEDH44-Y	ESSIX, Desk, Metal Leg, Reversible Side Drawer	28 x 44 x 29



GSA Approved | 71-204

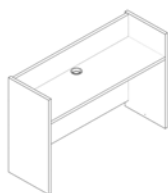
Standard includes:

- Case: veneer plywood or laminate with matching PVC edge band
- Worksurface: laminate with matching PVC edge band
- Material: **Y** Plywood Veneer; **L** Laminate
- Standard Finishes
- 3/4 height back panel
- Box/ Box/ File
- 3/4 extension epoxy coated drawer slides
- Aluminum bar pull
- Pencil drawer available
- Shipped assembled

Option available:

- Desk mounted power. Includes 1 power outlet, 2 USB charging ports with a 6' cord.
- Premium Finishes

Part Number	Description	D" x W" x H"
EXDEBG44-L	Essix, Desk, Slab Leg, BBF	24 x 44 x 29
EXDEBG44-Y	Essix, Desk, Slab Leg, BBF	24 x 44 x 29
EXDEBJ44-L	Essix, Desk, Slab Leg, BBF, Pencil Drawer	24 x 44 x 29
EXDEBJ44-Y	Essix, Desk, Slab Leg, BBF, Pencil Drawer	24 x 44 x 29



GSA Approved | 71-204

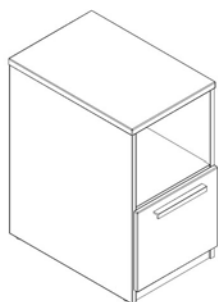
Standard includes:

- Veneer plywood or laminate with matching edge band
- Material: **Y** Veneer Plywood; **L** Laminate
- Standard Finishes
- Cable management cutouts
- Fixed shelf
- Shipped assembled

Options available:

- Tack board – **T**
- Task light: Fluorescent – **K** or LED – **L**
- Premium Finishes

Part Number	Description	D" x W" x H"
EXOR34-L	Essix, Organizer	12 x 34 x 25
EXOR34-Y	Essix, Organizer	12 x 34 x 25
EXOR42-L	ESSIX, Organizer	12 x 42 x 25
EXOR42-Y	ESSIX, Organizer	12 x 42 x 25



GSA Approved | 71-204

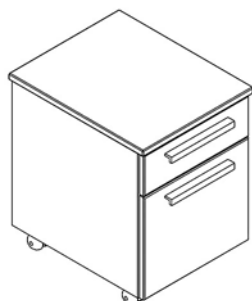
Standard includes:

- Case: veneer plywood or laminate with matching PVC edge band
- Top: laminate with matching PVC edge band
- Material: **Y** Veneer Plywood; **L** Laminate
- Standard Finishes
- Fixed shelf
- Aluminum Bar Pull
- Cord management grommet
- Shipped assembled

Option available:

- Low-profile casters
- Premium Finishes

Part Number	Description	D" x W" x H"
EXP524-L	Essix, Movable Pedestal, File Drawer with Open Shelf	24 x 16 x 29
EXP524-Y	Essix, Movable Pedestal, File Drawer with Open Shelf	24 x 16 x 29
EXP624-L	Essix, Movable Pedestal, Open	24 x 16 x 29
EXP624-Y	Essix, Movable Pedestal, Open	24 x 16 x 29
EXP724-L	Essix, Movable Pedestal, Full Door	24 x 16 x 29
EXP724-Y	Essix, Movable Pedestal, Full Door	24 x 16 x 29



GSA Approved | 71-204

Standard includes:

- Veneer plywood or laminate with matching PVC edge band
- Material: **Y** Veneer Plywood; **L** Laminate
- Standard Finishes
- Box/ File
- 3/4 extension epoxy coated drawer slides
- Aluminum bar pulls
- Casters- 2 locking, 2 non-locking: black plastic
- Shipped assembled

Options available:

- Premium Finishes

Part Number	Description	D" x W" x H"
EXPE1X19-L	ESSIX, Mobile Pedestal, BF, Casters	20 x 16 x 22
EXPE1X19-Y	ESSIX, Mobile Pedestal, BF, Casters	20 x 16 x 22



GSA Approved | 71-204

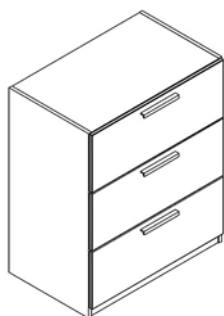
Standard includes:

- Case: veneer plywood or laminate with matching PVC edge band
- Top: laminate with matching PVC edge band
- Material: **Y** Veneer Plywood; **L** Laminate
- Standard Finishes
- 3/4 extension epoxy coated slides
- Aluminum bar pulls
- Shipped assembled

Option available:

- Hasp lock on top drawer, only
- Low-profile casters
- Premium Finishes

Part Number	Description	D" x W" x H"
EXDR2L30-L	Essix, Chest, 2-Drawer with Open Storage	24 x 30 x 29
EXDR2L30-Y	Essix, Chest, 2-Drawer with Open Storage	24 x 30 x 29
EXDR2L36-L	Essix, Chest, 2-Drawer with Open Storage	24 x 36 x 29
EXDR2L36-Y	Essix, Chest, 2-Drawer with Open Storage	24 x 36 x 29
EXDR2X30-L	Essix, Chest, 2-Drawer	24 x 30 x 29
EXDR2X30-Y	Essix, Chest, 2-Drawer	24 x 30 x 29
EXDR2X36-L	Essix, Chest, 2-Drawer	24 x 36 x 29
EXDR2X36-Y	Essix, Chest, 2-Drawer	24 x 36 x 29
EXDR3X30-L	Essix, Chest, 3-Drawer	24 x 30 x 29
EXDR3X30-Y	Essix, Chest, 3-Drawer	24 x 30 x 29
EXDR3X36-L	Essix, Chest, 3-Drawer	24 x 36 x 29
EXDR3X36-Y	Essix, Chest, 3-Drawer	24 x 36 x 29



GSA Approved | 71-204

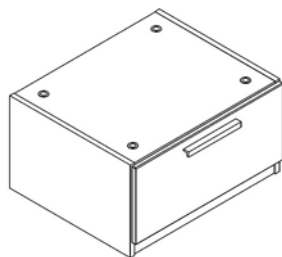
Standard includes:

- Veneer plywood or laminate with matching PVC edge band
- Material: **Y** Veneer Plywood; **L** Laminate
- Standard Finishes
- Three deep drawers with 3/4 extension epoxy coated slides
- Aluminum bar pulls
- Shipped assembled

Option available:

- Hasp lock on top drawer only
- Low-profile casters
- Premium Finishes

Part Number	Description	D" x W" x H"
EXDR3T36-L	ESSIX, Chest, 3-Drawer	22 x 36 x 42
EXDR3T36-Y	ESSIX, Chest, 3-Drawer	22 x 36 x 42



GSA Approved | 71-204

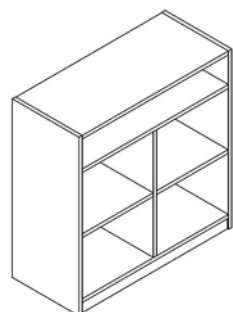
Standard includes:

- Veneer plywood or laminate with matching PVC edge band
- Material: **Y** Veneer Plywood; **L** Laminate
- Standard Finishes
- Nest or stack 4-high
- Integrated safety connector clip at rear
- One deep drawer with 3/4 extension epoxy coated slides
- Aluminum bar pull
- Shipped assembled

Options available:

- Premium Finishes

Part Number	Description	D" x W" x H"
EXSD1C26-L	ESSIX, Single Drawer Stacker	22 x 26 x 14
EXSD1C26-Y	ESSIX, Single Drawer Stacker	22 x 26 x 14
EXSD1H26-L	ESSIX, Single Drawer Stacker, No Holes in Top	22 x 26 x 14
EXSD1H26-Y	ESSIX, Single Drawer Stacker, No Holes in Top	22 x 26 x 14



GSA Approved | 71-204

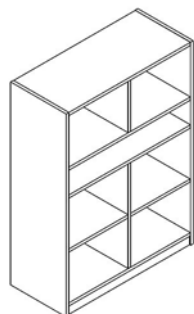
Standard includes:

- Veneer plywood or laminate with matching PVC edge band
- Material: **Y** Veneer Plywood; **L** Laminate
- Standard Finishes
- Four cubbies with fixed shelves
- Slim storage shelf with cable management grommet in back
- Cutout at back of shelves for vertical cable management
- Aluminum bar pull on doors, if specified
- Shipped assembled

Options available:

- Premium Finishes

Part Number	Description	D" x W" x H"
EXSU4D36-L	ESSIX, 4-Box Storage Unit with Doors W/ Slim	16 x 36 x 36
EXSU4D36-Y	ESSIX, 4-Box Storage Unit With Doors W/ Slim	16 x 36 x 36
EXSU4S36-L	ESSIX, 4-Box Storage Unit W/ Slim	16 x 36 x 36
EXSU4S36-Y	ESSIX, 4-Box Storage Unit W/ Slim	16 x 36 x 36



GSA Approved | 71-204

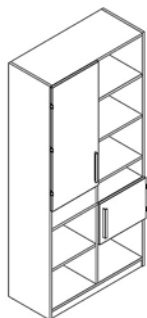
Standard includes:

- Veneer plywood or laminate with matching PVC edge band
- Material: **Y** Veneer Plywood; **L** Laminate
- Standard Finishes
- Six open cubbies with fixed shelves
- Slim storage shelf with cable management grommet in back
- Cutout at back of shelves for vertical cable management
- Shipped assembled

Options available:

- Premium Finishes

Part Number	Description	D" x W" x H"
EXSU6S36-L	ESSIX, Storage Unit, 6-Box, W/ Slim	16 x 36 x 48
EXSU6S36-Y	ESSIX, Storage Unit, 6-Box, W/ Slim	16 x 36 x 48



GSA Approved | 71-204

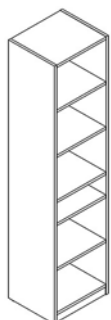
Standard includes:

- Veneer plywood or laminate with matching PVC edge band
- Material: **Y** Veneer Plywood; **L** Laminate
- Standard Finishes
- Ten cubbies with fixed shelves
- Slim storage shelf with cable management grommet in back
- Cutout at back of shelves for vertical cable management
- Aluminum bar pulls on doors, if specified
- Shipped assembled

Options available:

- Premium Finishes

Part Number	Description	D" x W" x H"
EXSU1S36-L	ESSIX, Storage Unit, 10-Box, W/ Slim	16 x 36 x 76
EXSU1S36-Y	ESSIX, Storage Unit, 10-Box, W/ Slim	16 x 36 x 76
EXSU2S36-L	ESSIX, Storage Unit, 10-Box, 2 Doors, W/ Slim	16 x 36 x 76
EXSU2S36-Y	ESSIX, Storage Unit, 10-Box, 2 Doors, W/ Slim	16 x 36 x 76



GSA Approved | 71-204

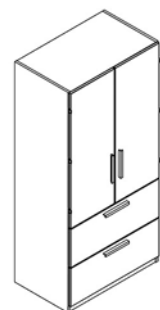
Standard includes:

- Veneer plywood or laminate with matching PVC edge band
- Material: **Y** Veneer Plywood; **L** Laminate
- Standard Finishes
- Five open cubbies with fixed shelves
- Slim storage shelf with cable management grommet in rear
- Cutout at back of shelves for vertical cable management
- Shipped assembled

Options available:

- Premium Finishes

Part Number	Description	D" x W" x H"
EXSU5S18-L	ESSIX, Storage Tower, 5-Box, W/ Slim	16 x 18 x 76
EXSU5S18-Y	ESSIX, Storage Tower, 5-Box, W/ Slim	16 x 18 x 76



GSA Approved | 71-204

Standard includes:

- Veneer plywood or laminate with matching PVC edge band
- Material: **Y** Plywood Veneer; **L** Laminate
- Standard Finishes
- Coat rod: chrome
- Coat hook on inside of door
- Fixed shelf above coat rod on full door unit, only
- Drawers, if specified: 3/4 extension epoxy coated slides
- Aluminum bar pulls
- Cable management grommet in back panel
- Shipped assembled

Options available:

- Hasp lock on top drawer, only
- Premium Finishes

Part Number	Description	D" x W" x H"
EXWABP36-L	ESSIX, Wardrobe, 2-Door	22 x 36 x 76
EXWABP36-Y	ESSIX, Wardrobe, 2 Door	22 x 36 x 76
EXWACG36-L	ESSIX, Wardrobe, 2-Door, 2-Drawer	22 x 36 x 76
EXWACG36-Y	ESSIX, Wardrobe, 2-Door, 2-Drawer	22 x 36 x 76



GSA Approved | 71-204

Standard includes:

- Veneer plywood or laminate with matching PVC edge band
- Material: **Y** Veneer Plywood; **L** Laminate
- Standard Finishes
- Cord management integrated throughout
- Adjustable shelf
- Aluminum bar pulls
- Shipped assembled

Options available:

- Premium Finishes

Part Number	Description	D" x W" x H"
EXMC1B48-L	Essix, Media Cabinet, 2 Doors with Open Shelf	20 x 48 x 20
EXMC1B48-Y	Essix, Media Cabinet, 2 Doors with Open Shelf	20 x 48 x 20

Evolve helps students balance their social and academic needs by providing adaptive, modular pieces that can move with the individual student as their priorities shift throughout the semester.

Evolve

Room Solutions



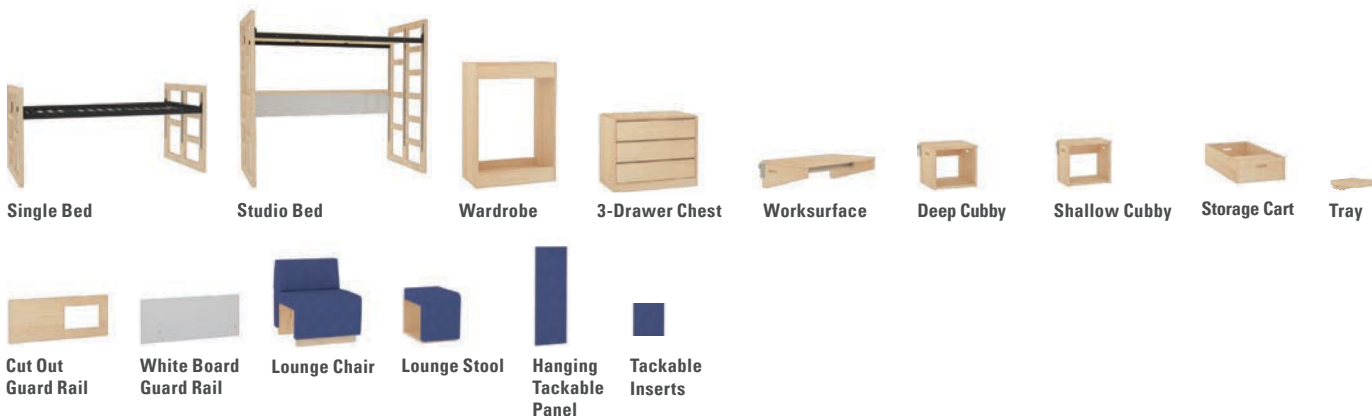
Evolve



features

- Constructed using an exposed multi-ply core with maple or oak veneer.
- Laminate available on worksurface top and 3-drawer chest.
- Height adjustable bed; 7 bed deck heights on the single bed and 19 bed deck heights on the studio bed.
- Deck: spring or 3-piece wood.
- Double sided pin channel to allow the worksurface and cubbies to be placed on either side of the headboard and footboard.
- Studio bed features white board or veneer stabilizer rail which includes a safety locking device.
- 3 drawer chest includes integral pulls and gives students ample storage room. The 3 drawer chest also allows for a stacking wardrobe with an integrated safety clip at rear.
- Evolve consists of innovative furniture pieces that serve multiple functions, are easy to move and reconfigure, gives ample storage and offers students a variety of places to study.
- Adjustable worksurface provides multiple heights and allows a student to move around their room for the best experience. It can also be used as additional wardrobe storage.
- Optional hanging bar and pencil tray can be added to the worksurface for a fully functional unit.
- Additional modular pieces such as the cubbies, storage cart and tray give the student not only more storage, but also more versatility in their space.
- Tackable inserts add privacy and personalization to the Evolve bed system.
- Lounge chair and stool add a comfortable place to relax while keeping the same aesthetics of the bed furniture.

statement of line



wood finish - standard




Oak



Natural Maple



Medium Oak



Chestnut Maple



Cocoa Maple



Cinnamon Noche Maple

wood finish - premium


laminate finish - standard




Oak




Natural Maple




Medium Oak



Chestnut Maple



Cocoa Maple



Cinnamon Noche Maple

laminate finish - premium

Color Disclaimer

Please order actual material samples for specifying purposes. Color accuracy is not guaranteed with these images.



Open Market

Standard includes:

- Veneer Plywood with exposed edges in Oak or Maple
- 19 bed deck heights with silver powder coated steel pin channel
- White board or veneer stabilizer rail; includes safety locking device
- Deck: spring or 3-piece wood
- Uses Mattress Sized 36" x 80" – Not Included
- Standard Finishes
- Shipped ready to assemble

Options available:

- Premium Finishes

Part Number	Description	D" x W" x H"
EVSLS3983-Y	EVOLVE, Studio Loft Bed, Spring Deck, White Board Wood Stabilizer, Uses Mattress Sized 36" x 80" - Not Included	39 x 83 x 73
EVSLSW3983-Y	EVOLVE, Studio Loft Bed, Spring Deck, Veneer Stabilizer, Uses Mattress Sized 36" x 80" - Not Included	39 x 83 x 73
EVSLW3983-Y	EVOLVE, Studio Loft Bed, Wood Deck, White Board Wood Stabilizer, Uses Mattress Sized 36" x 80" - Not Included	39 x 83 x 73
EVSLWW3983-Y	EVOLVE, Studio Loft Bed, Wood Deck, Veneer Stabilizer, Uses Mattress Sized 36" x 80" - Not Included	39 x 83 x 73



Open Market

Standard includes:

- Veneer Plywood with exposed edges in Oak or Maple
- 7 bed deck heights with silver powder coated steel pin channel
- Deck: spring or 3-piece wood
- Uses Mattress Sized 36" x 80" – Not Included
- Standard Finishes
- Shipped ready to assemble

Options available:

- Premium Finishes

Part Number	Description	D" x W" x H"
EVLS3983-Y	EVOLVE, Single Bed, Spring Deck, Uses Mattress Sized 36" x 80" - Not Included	39 x 83 x 38
EVLBW3983-Y	EVOLVE, Single Bed, Wood Deck, Uses Mattress Sized 36" x 80" - Not Included	39 x 83 x 38



Open Market

Standard includes:

- Veneer plywood with exposed edges in Oak or Maple
- Hanging bar: silver
- Stacks on 3-drawer chest or can be a stand alone unit
- Integrated safety connector clip
- Standard finishes
- Shipped assembled

Options available:

- Premium Finishes
- 1/4" Inside diameter inserts on sides to allow users to mount own accessories

Part Number	Description	D" x W" x H"
EVWA036-Y	EVOLVE, Wardrobe	20 x 36 x 45



Open Market

Standard includes:

- Case: veneer plywood or laminate with matching PVC edge band
- Top: HPL with matching PVC edge band
- Oak or Maple finishes
- Integrated pulls
- 3/4 extension epoxy coated slides
- Chests can stack 2 high
- Wardrobe unit can stack on chest
- Integrated safety connector clip
- Standard finishes
- Handhold cutouts for ease of movement
- Shipped assembled

Options available:

- Premium Finishes
- Ball bearing slides

Part Number	Description	D" x W" x H"
EVDR3X36-L	EVOLVE, Chest, 3-Drawer, Laminate	20 x 36 x 29
EVDR3X36-Y	EVOLVE, Chest, 3-Drawer, Veneer Plywood	20 x 36 x 29



Open Market

Standard includes:

- Worksurface: laminate with matching PVC edge band
- Veneer plywood with exposed edges sides in Oak or Maple
- Standard finishes
- Silver finish hanging brackets
- Handhold cutouts for ease of movement
- Shipped assembled

Options available:

- Hanging bar: silver
- Pencil shelf: silver

Part Number	Description	D" x W" x H"
EVWADE3720-Y	EVOLVE, Worksurface	20 x 36 x 9



Open Market

Standard includes:

- Veneer Plywood with exposed edges in Oak or Maple
- Silver finish hanging brackets
- Handhold cutouts for ease of movement
- Shipped assembled

Part Number	Description	D" x W" x H"
EVDC1816-Y	EVOLVE, Deep Cubby	14 x 18 x 16
EVSC1816-Y	EVOLVE, Shallow Cubby	10 x 18 x 16



Open Market

Standard includes:

- Veneer plywood with exposed edges in Oak or Maple
- Standard finishes
- Handhold cutouts for ease of movement
- Fit 4 side by side under bed
- 2 Casters, 2 glides; casters in back for ease of movement
- Shipped assembled

Options available:

- Premium Finishes

Part Number	Description	D" x W" x H"
EVCA3620-Y	EVOLVE, Storage Cart	36 x 20 x 8



Open Market

Standard includes:

- Veneer Plywood with exposed edges in Oak or Maple
- Silver finish 16 gauge support bracket
- Shipped assembled

Part Number	Description	D" x W" x H"
EVTR914-Y	EVOLVE, Tray, 9" X 14"	9 x 14 x 3



Open Market

Standard includes:

- 3/4" Veneer plywood with exposed edges in Oak or Maple or white board with matching 3mm white edge band
- Clips on for attachment to bed side rails
- Shipped assembled

Part Number	Description	D" x W" x H"
ABGRTB3983-Y	GUARD RAIL, Plywood with Rectangle Cutout, Clip-On	1 × 39 × 16
ABGRWB3983	GUARD RAIL, White Board, Clip-On	1 × 39 × 16



Open Market

COM yardage: 3.5 Lounge Chair, 2 Lounge Stool

Standard includes:

- Fully upholstered with value grade fabric
- Veneer plywood base with exposed edges in Oak or Maple
- Standard finishes
- Clear plastic glides
- Shipped assembled

Options available:

- Grade 3 fabric and above, please call for pricing
- For Customer's Own Material (COM), add the total cost of fabric to Grade 1 Price Group

Part Number	Description	D" x W" x H"
EVLC2926-Y	EVOLVE, Lounge Chair	29 × 26 × 31
EVLS2926-Y	EVOLVE, Lounge Stool	18 × 14 × 22



Open Market

Standard includes:

- Tackable surfaces
- Choice of select fabrics
- Shipped assembled

Part Number	Description	D" x W" x H"
EVHTP4515	EVOLVE, Hanging Tackable Panel	1 × 15 × 45
EVITP1515	EVOLVE, Large Tackable Insert	1 × 15 × 15
EVITP915	EVOLVE, Small Tackable Insert	1 × 15 × 9


The simple, clean lines and mixed materials of Maxwell combine to create a timeless, contemporary aesthetic. Maxwell can be tailored to meet just the right look with choice in base style, pulls and finish.

Maxwell

Room Solutions



Maxwell



features

- Beautiful mix of wood and metal materials create a contemporary, yet classic solution.
- Open style base offers a lighter scale aesthetic and a more residential look and feel. Wood or steel base for two distinctive looks.
- Designed to meet the needs of the most demanding environments. Crafted using 1" hardwood veneer plywood sides with $\frac{3}{4}$ " back panel.
- Steel accents and 3 different pulls are available in silver finish.
- 2 bed solutions – adjustable height and on-the-floor to support a wide range of applications. Maxwell beds are designed to blend with our other caseload solutions as well.
- Integrated power in desk surface provides easy access right where it's needed.

statement of line



Twin Bed, ADJ

Twin Bed, Bunked, ADJ

Twin Bed, Lofted, ADJ

Twin/Full Bed, Steel Posts

Twin/Full Bed, Wood Posts

Twin/Full Bed, Steel Headboard, Steel Posts

Wardrobe



3-Drawer Chest

6-Drawer Chest

Desk

Desk w/Pedestal

Nightstand

Pedestal

Single Drawer Stacker

base style



Silver Steel Frame

Wood

pull style



Integral

Round

Linear

wood finish - standard



Oak

Natural Maple

Medium Oak

Chestnut Maple

Cocoa Maple

Cinnamon Noche Maple

wood finish - premium

laminite finish - standard



Oak

Natural Maple

Latte

Medium Oak

Chestnut Maple

Cocoa Maple

Cinnamon Noche Maple

laminite finish - premium

Color Disclaimer

Please order actual material samples for specifying purposes. Color accuracy is not guaranteed with these images.

RT LONDON®

Quality products. Dedicated service.

1.877.613.2012 | www.rtlondon.com

February 2017



GSA Approved | 71-204

Tip: see Adjustable Beds and Accessories Section for additional bed solutions.

Standard includes:

- Steel posts: silver – **S** powder coat
- Headboard material: Laminate – **L**
- Standard Finishes
- Spring deck
- Fixed deck height, choice of 14" or 19" under bed clearance
- Shipped ready to assemble

Options available:

- Premium Finishes

Part Number	Description	D" x W" x H"
MXBERH3785-LS	MAXWELL, Twin Bed, 19" Under Bed Clearance, Silver Posts, Uses Mattress Sized 36" x 80" - Not Included	37 x 85 x 39
MXBERH5585-LS	MAXWELL, Full Bed, 19" Under Bed Clearance, Silver Posts, Uses Mattress Sized 54" x 80" - Not Included	55 x 85 x 39
MXBERL3785-LS	MAXWELL, Twin Bed, 14" Under Bed Clearance, Silver Posts, Uses Mattress Sized 36" x 80" - Not Included	37 x 85 x 34
MXBERL5585-LS	MAXWELL, Full Bed, 14" Under Bed Clearance, Silver Posts, Uses Mattress Sized 54" x 80" - Not Included	55 x 85 x 39



Open Market

Tip: see Adjustable Beds and Accessories Section for additional bed solutions.

Standard includes:

- Steel posts & headboard: silver – **S** powder coat
- Headboard material: 14 Gauge Steel
- Spring deck
- Fixed deck height, choice of 14" or 19" under bed clearance
- Shipped ready to assemble

Part Number	Description	D" x W" x H"
MXBERH3785	MAXWELL, Twin Bed, 19" Under Bed Clearance, Silver Steel Posts and Steel Headboard, Uses Mattress Sized 36" x 80" - Not Included	37 x 85 x 39
MXBERH5585	MAXWELL, Full Bed, 19" Under Bed Clearance, Silver Posts and Headboard, Uses Mattress Sized 54" x 80" - Not Included	55 x 85 x 39
MXBERL3785	MAXWELL, Twin Bed, 14" Under Bed Clearance, Silver Posts and Headboard, Uses Mattress Sized 36" x 80" - Not Included	37 x 85 x 34
MXBERL5585	MAXWELL, Full Bed, 14" Under Bed Clearance, Silver Posts and Headboard, Uses Mattress Sized 54" x 80" - Not Included	55 x 85 x 34



GSA Approved | 71-204

Standard includes:

- Worksurface: HPL with matching PVC edge band
- Standard Finishes
- Four steel post legs: silver powder coat
- Shipped ready to assemble

Option available:

- Desk mounted power. Includes 1 power outlet, 2 USB charging ports with a 6' cord.

Part Number	Description	D" x W" x H"
MXDEDJ36-YS	MAXWELL, Desk, Metal Leg, Silver	24 x 36 x 29
MXDEDJ44-YS	MAXWELL, Desk, Metal Leg, Silver	24 x 44 x 29



GSA Approved | 71-204

Standard includes:

- Case: veneer plywood with matching PVC edge band
- Worksurface: laminate with matching PVC edge band
- Standard Finishes
- Legs: steel, silver **YS** powder coat
- Material: Veneer Plywood
- Box/ File
- 3/4 extension epoxy coated drawer slides
- 3 pull options available
- Shipped assembled

Options available:

- Integral, linear or round pull. Silver finish.
- Desk mounted power. Includes 1 power outlet, 2 USB charging ports with a 6' cord.
- Premium Finishes

Part Number	Description	D" x W" x H"
MXDEAK44-YS	MAXWELL, Desk, Metal Leg, BF, Silver	24 x 44 x 29



GSA Approved | 71-204

Standard includes:

- Case: veneer plywood with matching PVC edge band
- Top: HPL with matching PVC edge band
- Standard Finishes
- Steel base: silver **YS** powder coat
- Material: Veneer Plywood
- Box/ File
- 3/4 extension epoxy coated drawer slides
- 3 pull options available
- Shipped assembled

Options available:

- Integral, linear or round pull. Silver finish.
- Premium Finishes

Part Number	Description	D" x W" x H"
MXPEM516-YS	MAXWELL, Movable Ped, File Drawer with Open Shelf, Steel Base, Silver	24 x 16 x 29



GSA Approved | 71-204

Standard includes:

- Case: veneer plywood with matching PVC edge band
- Top: HPL with matching PVC edge band
- Standard Finishes
- Steel base: silver **YS** powder coat
- Material: Veneer Plywood
- 3/4 extension epoxy coated drawer slides
- 3 pull options available
- Shipped assembled

Options available:

- Integral, linear or round pull. Silver finish.
- Premium Finishes

Part Number	Description	D" x W" x H"
MXDR2L30-YS	MAXWELL, Chest, 2-Drawer with Open Storage Shelf, Steel Base, Silver	24 x 30 x 29
MXDR2L36-YS	MAXWELL, Chest, 2-Drawer with Open Storage Shelf, Steel Base, Silver	24 x 36 x 29
MXDR2X30-YS	MAXWELL, Chest, 2-Drawer, Steel Base, Silver	24 x 30 x 29
MXDR2X36-YS	MAXWELL, Chest, 2-Drawer, Steel Base, Silver	24 x 36 x 29
MXDR3X30-YS	MAXWELL, Chest, 3-Drawer, Steel Base, Silver	24 x 30 x 29
MXDR3X36-YS	MAXWELL, Chest, 3-Drawer, Steel Base, Silver	24 x 36 x 29



GSA Approved | 71-204

Standard includes:

- Case: veneer plywood with matching PVC edge band
- Top: HPL with matching PVC edge band
- Standard Finishes
- Steel base: silver **YS** powder coat
- Material: Veneer Plywood
- 3/4 extension epoxy coated drawer slides
- 3 pull options available
- Shipped assembled

Options available:

- Integral, linear or round pull. Silver finish.
- Premium Finishes

Part Number	Description	D" x W" x H"
MXDR4X60-YS	MAXWELL, Chest, 4-Drawer, Steel Base, Silver	24 x 60 x 29
MXDR6X60-YS	MAXWELL, Chest, 6-Drawer, Steel Base, Silver	24 x 60 x 29



GSA Approved | 71-204

Standard includes:

- Case: veneer plywood with matching PVC edge band
- Top: HPL with matching PVC edge band
- Standard Finishes
- Steel base: silver **YS** powder coat
- Material: Veneer Plywood
- 3/4 extension epoxy coated drawer slides
- 3 pull options available
- Shipped assembled

Options available:

- Integral, linear or round pull. Silver finish.
- Premium Finishes

Part Number	Description	D" x W" x H"
MXNS1D22-YS	MAXWELL, Nightstand, 1 Drawer, Steel Base, Silver	16 x 22 x 23



GSA Approved | 71-204

Standard includes:

- Case: veneer plywood with matching PVC edge band
- Top: veneer plywood with matching PVC edge band
- Standard Finishes
- Steel base: silver **YS** powder coat
- Material: Veneer Plywood
- Coat rod: chrome
- Drawers, if specified, 3/4 extension epoxy coated slides
- 3 pull options available
- Shipped assembled

Options available:

- Integral, linear or round pull. Silver finish.
- Premium Finishes

Part Number	Description	D" x W" x H"
MXWABP36-YS	MAXWELL, Wardrobe, 2-Door, with Cubby, Steel Base, Silver	24 x 36 x 72
MXWABY36-YS	MAXWELL, Wardrobe, 2-Door, 1 Drawer, Steel Base, Silver	24 x 36 x 72
MXWACG36-YS	MAXWELL, Wardrobe, 2-Door, 2 Drawer, Steel Base, Silver	24 x 36 x 72



GSA Approved | 71-204

Tip: see Adjustable Beds and Accessories Section for additional bed solutions.

Standard includes:

- Wood posts: **K** Oak or **M** Maple
- Headboard material: Veneer with Plywood Core – **Y**
- Standard Finishes
- Spring deck
- Fixed deck height, choice of 14" or 19" under bed clearance
- Shipped ready to assemble

Options available:

- Premium Finishes

Part Number	Description	D" x W" x H"
MWBERH3785-Y	MAXWELL, Twin Bed, 19" Under Bed Clearance, Wood Posts, Uses Mattress Sized 36" x 80" - Not Included	37 x 85 x 39
MWBERH5585-Y	MAXWELL, Full Bed, 19" Under Bed Clearance, Wood Posts, Uses Mattress Sized 54" x 80" - Not Included	55 x 85 x 39
MWBERL3785-Y	MAXWELL, Twin Bed, 14" Under Bed Clearance, Wood Posts, Uses Mattress Sized 36" x 80" - Not Included	37 x 85 x 34
MWBERL5585-Y	MAXWELL, Full Bed, 14" Under Bed Clearance, Wood Posts, Uses Mattress Sized 54" x 80" - Not Included	55 x 85 x 34



GSA Approved | 71-204

Standard includes:

- Case: veneer plywood with matching PVC edge band
- Worksurface: HPL with matching PVC edge band
- Standard Finishes
- Shipped assembled

Options available:

- Desk mounted power. Includes 1 power outlet; 2 USB charging ports with a 6' cord.
- Premium Finishes

Part Number	Description	D" x W" x H"
MWDEAZ30-Y	MAXWELL, Desk, Slab Leg	24 x 30 x 29
MWDEAZ36-Y	MAXWELL, Desk, Slab Leg	24 x 36 x 29
MWDEAZ44-Y	MAXWELL, Desk, Slab Leg	24 x 44 x 29



GSA Approved | 71-204

Standard includes:

- Case: veneer plywood with matching PVC edge band
- Worksurface: HPL with matching PVC edge band
- Standard Finishes
- Box/ File
- 3/4 extension epoxy coated drawer slides
- 3 pull options available
- Shipped assembled

Options available:

- Integral, linear or round pull; silver finish.
- Desk mounted power. Includes 1 power outlet; 2 USB charging ports with a 6' cord.
- Premium Finishes

Part Number	Description	D" x W" x H"
MWDECN44-Y	MAXWELL, Desk, Slab Leg, BF	24 x 44 x 29



GSA Approved | 71-204

Standard includes:

- Case: veneer plywood with matching PVC edge band
- Top: HPL with matching PVC edge band
- Standard Finishes
- 3/4 extension epoxy coated drawer slides
- 3 pull options available
- Shipped assembled

Options available:

- Integral, linear or round pull; silver finish.
- Premium Finishes

Part Number	Description	D" x W" x H"
MWPEM516-Y	MAXWELL, Movable Ped, File Drawer with Open Shelf	24 x 16 x 29



GSA Approved | 71-204

Standard includes:

- Case: veneer plywood with matching PVC edge band
- Top: HPL with matching PVC edge band
- Standard Finishes
- 3/4 extension epoxy coated drawer slides
- 3 pull options available
- Shipped assembled

Options available:

- Integral, linear or round pull; silver finish.
- Premium Finishes

Part Number	Description	D" x W" x H"
MWDR2L30-Y	MAXWELL, Chest, 2-Drawer with Open Storage Shelf	24 x 30 x 29
MWDR2L36-Y	MAXWELL, Chest, 2-Drawer with Open Storage Shelf	24 x 36 x 29
MWDR2X30-Y	MAXWELL, Chest, 2-Drawer	24 x 30 x 29
MWDR2X36-Y	MAXWELL, Chest, 2-Drawer	24 x 36 x 29
MWDR3X30-Y	MAXWELL, Chest, 3-Drawer	24 x 30 x 29
MWDR3X36-Y	MAXWELL, Chest, 3-Drawer	24 x 36 x 29



GSA Approved | 71-204

Standard includes:

- Case: veneer plywood with matching PVC edge band
- Top: HPL with matching PVC edge band
- Standard Finishes
- 3/4 extension epoxy coated drawer slides
- 3 pull options available
- Shipped assembled

Options available:

- Integral, linear or round pull; silver finish.
- Premium Finishes

Part Number	Description	D" x W" x H"
MWDR4X60-Y	MAXWELL, Chest, 4-Drawer	24 x 60 x 29
MWDR6X60-Y	MAXWELL, Chest, 6-Drawer	24 x 60 x 29



GSA Approved | 71-204

Standard includes:

- Veneer plywood with matching PVC edge band
- Standard Finishes
- Nest or stack 4-high
- Integrated safety connector clip at rear
- One deep drawer with 3/4 extension epoxy coated slides
- 3 pull options available
- Shipped assembled

Options available:

- Integral, linear or round pull; silver finish.
- Premium Finishes

Part Number	Description	D" x W" x H"
MWSD1G26-Y	MAXWELL, 1-Large Drawer Stacker	22 x 26 x 14
MWSD1H26-Y	MAXWELL, 1-Large Drawer Stacker, No Holes in Top	22 x 26 x 14



GSA Approved | 71-204

Standard includes:

- Case: veneer plywood with matching PVC edge band
- Top: HPL with matching PVC edge band
- Standard Finishes
- 3/4 extension epoxy coated drawer slides
- 3 pull options available
- Shipped assembled

Options available:

- Integral, linear or round pull; silver finish.
- Premium Finishes

Part Number	Description	D" x W" x H"
MWNS1D22-Y	MAXWELL, Nightstand, 1 Drawer	16 x 22 x 23



GSA Approved | 71-204

Standard includes:

- Case: veneer plywood with matching PVC edge band
- Top: veneer plywood with matching PVC edge band
- Standard Finishes
- Coat rod: chrome
- Drawers, if specified, 3/4 extension epoxy coated slides
- 3 pull options available
- Shipped assembled

Options available:


- Integral, linear or round pull; silver finish.
- Premium Finishes

Part Number	Description	D" x W" x H"
MWWABP36-Y	MAXWELL, Wardrobe, 2-Door	24 x 36 x 72
MWWABY36-Y	MAXWELL, Wardrobe, 2-Door, 1 Drawer	24 x 36 x 72
MWWACG36-Y	MAXWELL, Wardrobe, 2-Door, 2 Drawer	24 x 36 x 72

Modular, flexible, strong. With over 50 configurations, MFS sets up just the way you want it and rearranges easily without tools. With unmatched durability, MFS is solid construction built to be climbed on.

MFS **MFS Renew** Room Solutions






MFS and MFS Renew

Both MFS and MFS Renew offer the same features and benefits and are interchangeable with each other. The only difference is the removal of the decorative solid wood corner joint to create the MFS Renew furniture pieces. This results in a more streamlined aesthetic and a lower price option.

MFS



MFS Renew



features

- Laminate work surface with 3mm edge band.
- Solid construction. Designed to be climbed on, rearranged and stand up to student use year after year.
- Furniture components are 1" hardwood veneer plywood with 3/4" back panel using glue and dowel construction with reinforced cleats for long-lasting durability.
- Dovetail drawer box construction with removable drawer front, waterproof vinyl bottom and open to 3/4 of their depth.
- Built-in flexibility. Modular components stack and can be rearranged to create unique room configurations.
- Simple. Designed to be simple to rearrange so it can be done quickly, easily and safely - without tools.
- Versatile. Beds can be placed on the floor, bunked or stacked on furniture to create trundled or lofted layouts.

statement of line



wood finish - standard

wood finish - premium



Oak



Natural Maple



Medium Oak



Chestnut Maple



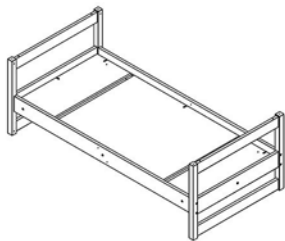
Cocoa Maple



Cinnamon Noche Maple

Color Disclaimer

Please order actual material samples for specifying purposes. Color accuracy is not guaranteed with these images.



Open Market

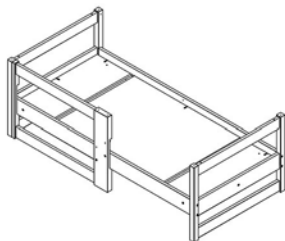
Standard includes:

- Solid wood posts, veneer plywood rails with matching PVC edge band
- Species: **K** Oak or **M** Maple
- Standard Finishes
- Steel pins to reconfigure with no tools
- Deck: 3-piece wood
- Uses Mattress Sized 36" x 80" – Not Included
- Shipped ready to assemble

Options available:

- Premium Finishes

Part Number	Description	D" x W" x H"
MFBE3W4184-K	MFS, Bed, 3-Piece Deck, 3 Rail, Uses Mattress Sized 36" x 80" - Not Included	41 x 84 x 29
MFBE3W4184-M	MFS, Bed, 3-Piece Deck, 3 Rail, Uses Mattress Sized 36" x 80" - Not Included	41 x 84 x 29



Open Market

Tip: side return rail supports trundled configurations

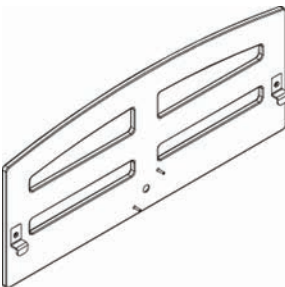
Standard includes:

- Solid wood posts, veneer plywood rails with matching PVC edge band
- Side return rail
- Species: **K** Oak or **M** Maple
- Standard Finishes
- Steel pins to reconfigure with no tools
- Deck: 3-piece wood
- Uses Mattress Sized 36" x 80" – Not Included
- Shipped ready to assemble

Options available:

- Premium Finishes

Part Number	Description	D" x W" x H"
MFBESR4184-K	MFS, Bed W/ Side Return, 3-Piece Deck, 3 Rail, Uses Mattress Sized 36" x 80" - Not Included	41 x 84 x 29
MFBESR4184-M	MFS, Bed W/ Side Return, 3-Piece Deck, 3 Rail, Uses Mattress Sized 36" x 80" - Not Included	41 x 84 x 29



Open Market

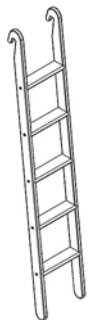
Standard includes:

- Veneer plywood with exposed edges
- Standard Finishes
- Bolt-on, attachment hardware included

Options available:

- Premium Finishes

Part Number	Description	D" x W" x H"
MFGR1X0148-Y	MFS, Guard Rail	1 x 48 x 20



Open Market

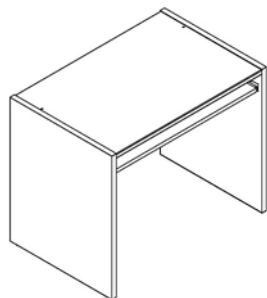
Standard includes:

- 1" exposed veneer plywood
- Material: Y Veneer Plywood
- Standard Finishes
- Each step supported beneath by threaded metal rod
- Available in 2 sizes for bunked or lofted layouts

Options available:

- Premium Finishes

Part Number	Description	D" x W" x H"
MFLD1X313-Y	MFS, MFS Ladder for Bunked Beds	3 × 13 × 68
MFLD2X313-Y	MFS, MFS Ladder for Lofted Beds	3 × 13 × 81



GSA Approved | 71-204

Tip: Computer drawer has a cutout on drawer front

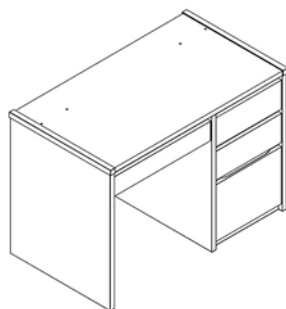
Standard includes:

- Case: hardwood veneer plywood with matching PVC edge band
- Worksurface: HPL with matching PVC edge band
- Standard Finishes
- Solid wood corner joiners
- 3/4 height modesty panel
- Pencil or computer drawer
- 3/4 extension epoxy coated drawer slides
- Shipped assembled

Options available:

- Premium Finishes

Part Number	Description	D" x W" x H"
MFDEBB36-Y	MFS, Desk, Slab Leg, Pencil Drawer	24 × 36 × 29
MFDEBB42-Y	MFS, Desk, Slab Leg, Pencil Drawer	24 × 42 × 29
MFDEBC36-Y	MFS, Desk, Slab Leg, Computer Drawer	24 × 36 × 29
MFDEBC42-Y	MFS, Desk, Slab Leg, Computer Drawer	24 × 42 × 29



GSA Approved | 71-204

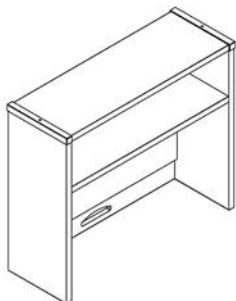
Standard includes:

- Desk case: hardwood veneer plywood with matching PVC edge band
- Worksurface: HPL with matching PVC edge band
- Standard Finishes
- Solid wood corner joiners
- 3/4 height modesty panel
- Pencil or computer drawer
- Box/ Box/ File
- 3/4 extension epoxy coated drawer slides
- Shipped assembled

Options available:

- Hasp lock on top drawer only; black
- Premium Finishes

Part Number	Description	D" x W" x H"
MFDEBJ42-Y	MFS, Desk, Slab Leg, BBF, Pencil Drawer	24 × 42 × 29
MFDEBK42-Y	MFS, Desk, Slab Leg, BBF, Computer Drawer	24 × 42 × 29



GSA Approved | 71-204

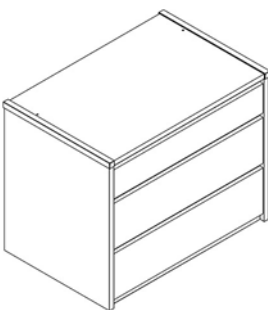
Standard includes:

- Hardwood veneer plywood with matching PVC edge band
- Standard Finishes
- Solid wood corner joiners
- Cable management cutouts
- Fixed shelf
- Shipped assembled

Options available:

- Tack board – **T**
- Task light: Fluorescent – **K** or LED – **L**
- Premium Finishes

Part Number	Description	D" x W" x H"
MFOR34-Y	MFS, Organizer, High Shelf	12 x 34 x 29
MFOR40-Y	MFS, Organizer, High Shelf	12 x 40 x 29



GSA Approved | 71-204

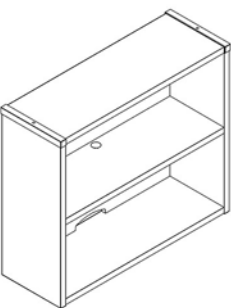
Standard includes:

- Case: hardwood veneer plywood with matching PVC edge band
- Top: HPL with matching PVC edge band
- Standard Finishes
- Solid wood corner joiners
- 3/4 extension epoxy coated drawer slides
- Shipped assembled

Options available:

- Hasp lock on top drawer only; black
- Premium Finishes

Part Number	Description	D" x W" x H"
MFDR3X36-Y	MFS, Chest, 3-Drawer	24 x 36 x 29



GSA Approved | 71-204

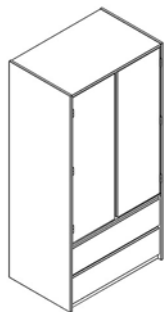
Standard includes:

- Hardwood veneer plywood with matching PVC edge band
- Standard Finishes
- Solid wood corner joiners
- Cable management cutouts
- Fixed shelf
- Shipped assembled

Options available:

- Premium Finishes

Part Number	Description	D" x W" x H"
MFBK1S34-Y	MFS, Bookcase, 1-Shelf	12 x 34 x 29



GSA Approved | 71-204

Tip: two door model features fixed shelf above closet rod

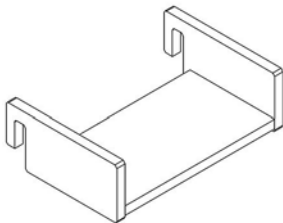
Standard includes:

- Hardwood veneer plywood with matching PVC edge band
- Standard Finishes
- Closet rod: chrome
- Coat hook on inside of door
- 3/4 extension epoxy coated drawer slides, if specified
- Shipped assembled

Options available:

- Hasp lock on top drawer only; black
- J-bar for lofting of bed
- Premium Finishes

Part Number	Description	D" x W" x H"
MFWABP36-Y	MFS Wardrobe, 2 Door, Coat Hook	24 x 36 x 72
MFWACG36-Y	MFS, 72" Wardrobe, 2 Door, 2 Drawer	24 x 36 x 72



Open Market

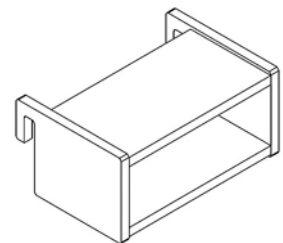
Standard includes:

- Laminated veneer exposed plywood panels
- Standard Finishes
- Position anywhere along headboard and side rail

Options available:

- Premium Finishes

Part Number	Description	D" x W" x H"
MFSHTX15-Y	MFS, Talon Shelf, 15"	15 x 8 x 5
MFSHTX23-Y	MFS, Talon Shelf, 23"	23 x 8 x 5



Open Market

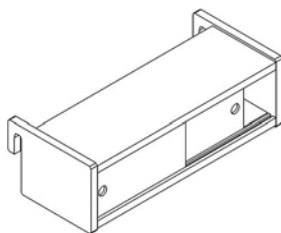
Standard includes:

- Laminated veneer exposed plywood panels
- Standard Finishes
- Position anywhere along headboard and side rail

Options available:

- Premium Finishes

Part Number	Description	D" x W" x H"
MFSHTB15-Y	MFS, Talon Box Shelf, 15"	8 x 15 x 7
MFSHTB23-Y	MFS, Talon Box Shelf, 23"	23 x 8 x 7



Open Market

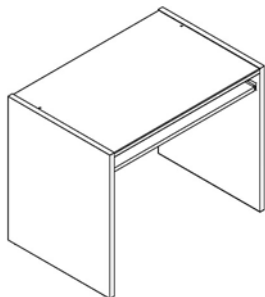
Standard includes:

- Laminated veneer exposed plywood panels
- Standard Finishes
- Door front: white laminate
- Position anywhere along headboard and side rail

Options available:

- Premium Finishes

Part Number	Description	D" x W" x H"
MFSHTS23-Y	MFS, Talon Box Shelf with Sliding Doors	23 x 8 x 7



GSA Approved | 71-204

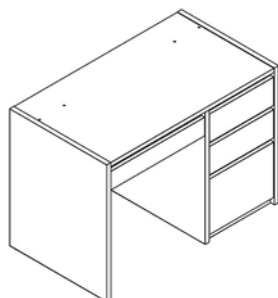
Standard includes:

- Case: hardwood veneer plywood with matching PVC edge band
- Worksurface: HPL with matching PVC edge band
- Standard Finishes
- 3/4 height modesty panel
- Pencil or keyboard tray
- Shipped assembled

Options available:

- Premium Finishes

Part Number	Description	D" x W" x H"
MRDEBB36-Y	MFS RENEW, Desk, Slab Leg, Pencil Drawer	24 x 36 x 29
MRDEBB42-Y	MFS RENEW, Desk, Slab Leg, Pencil Drawer	24 x 42 x 29



GSA Approved | 71-204

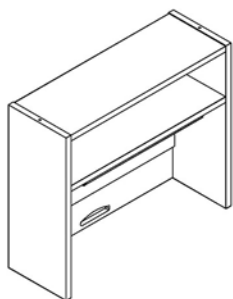
Standard includes:

- Case: hardwood veneer plywood with matching PVC edge band
- Worksurface: HPL with matching PVC edge band
- Standard Finishes
- 3/4 height modesty panel
- Pencil or keyboard tray
- Box/ Box/ File
- 3/4 extension epoxy coated drawer slides
- Shipped assembled

Options available:

- Hasp lock on top drawer only; black
- Premium Finishes

Part Number	Description	D" x W" x H"
MRDEBJ42-Y	MFS RENEW, Desk, Slab Leg, BBF, Pencil Drawer	24 x 42 x 29



GSA Approved | 71-204

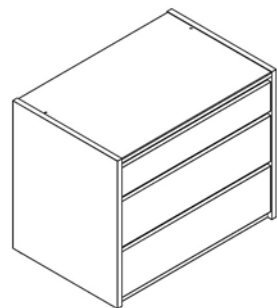
Standard includes:

- Hardwood veneer plywood with matching PVC edge band
- Standard Finishes
- Cable management cutouts
- Fixed shelf
- Shipped assembled

Options available:

- Tack board – **T**
- Task light: Fluorescent – **K** or LED – **L**
- Premium Finishes

Part Number	Description	D" x W" x H"
MROR34-Y	MFS RENEW, Organizer	12 x 34 x 29
MROR40-Y	MFS RENEW, Organizer	12 x 40 x 29



GSA Approved | 71-204

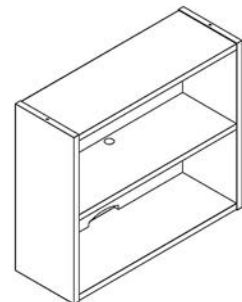
Standard includes:

- Case: hardwood veneer plywood with matching PVC edge band
- Top: HPL with matching PVC edge band
- Standard Finishes
- 3/4 extension epoxy coated drawer slides
- Shipped assembled

Options available:

- Hasp lock on top drawer only; black
- Premium Finishes

Part Number	Description	D" x W" x H"
MRDR3X36-Y	MFS RENEW, Chest, 3-Drawer	24 x 36 x 29



GSA Approved | 71-204

Standard includes:

- Hardwood veneer plywood with matching PVC edge band
- Standard Finishes
- Cable management cutouts
- Fixed shelves
- Shipped assembled

Options available:

- Premium Finishes

Part Number	Description	D" x W" x H"
M RBK1S34-Y	MFS RENEW, Bookcase, 1-Shelf	12 x 34 x 29

This versatile line provides different looks through choice of pulls and exposed or concealed fasteners. RH Series offers all the options, looks and convenience you'll ever need.

RH Series

Room Solutions



RH Series



features

- Constructed using hardwood veneer plywood panels.
- Glue and dowel or dry-fit construction method. The "dry-fit" construction method uses exposed metal-to-metal fasteners and allows components to be easily replaced in the field without having to invest in an entirely new unit.
- Aesthetic choices. Solid hardwood drawer fronts feature two integral pull choices or an aluminum bar pull for a more contemporary look.
- Dovetail or dowel drawer box construction with removable drawer front, waterproof vinyl bottom and open to 3/4 of their depth.
- Expansive line of desk and storage pieces with a streamlined look to blend with any of our Bed Solutions.

statement of line



pull styles



Half-Moon

Bar

Linear Integral

wood finish - standard

wood finish - premium



Oak

Natural Maple

Medium Oak

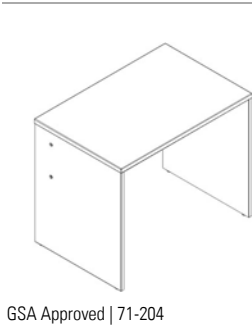
Chestnut Maple

Cocoa Maple

Cinnamon Noche Maple

Color Disclaimer

Please order actual material samples for specifying purposes. Color accuracy is not guaranteed with these images.



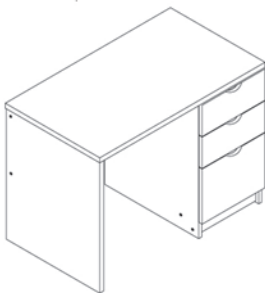
Standard includes:

- Case: veneer plywood with matching PVC edge band
- Worksurface: HPL with matching PVC edge band
- Standard Finishes
- 3/4 height modesty panel
- Dry-fit construction, exposed fasteners
- Solid wood drawer front, if pencil drawer specified
- Shipped assembled

Options available:

- Glue and dowel construction. Replace "RD" in part number with "RG"
- Desk mounted power. Includes 1 power outlet, 2 USB charging ports with a 6' cord
- Premium Finishes

Part Number	Description	D" x W" x H"
RDDEAZ30-Y	RH SERIES, Desk, Slab Leg, Dry-Fit, Exposed Fasteners, Veneer Plywood	24 x 30 x 29
RDDEAZ36-Y	RH SERIES, Desk, Slab Leg, Dry-Fit, Exposed Fasteners, Veneer Plywood	24 x 36 x 29
RDDEAZ44-Y	RH SERIES, Desk, Slab Leg, Dry-Fit, Exposed Fasteners, Veneer Plywood	24 x 44 x 29
RDDEBB30-Y	RH SERIES, Desk, Slab Leg, Pencil Drawer, Dry-Fit, Exposed Fasteners, Veneer Plywood	24 x 30 x 29
RDDEBB36-Y	RH SERIES, Desk, Slab Leg, Pencil Drawer, Dry-Fit, Exposed Fasteners, Veneer Plywood	24 x 36 x 29
RDDEBB44-Y	RH SERIES, Desk, Slab Leg, Pencil Drawer, Dry-Fit, Exposed Fasteners, Veneer Plywood	24 x 44 x 29



GSA Approved | 71-204

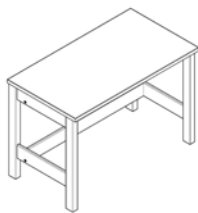
Standard includes:

- Case: veneer plywood with matching PVC edge band
- Worksurface: HPL with matching PVC edge band
- Standard Finishes
- Drawer fronts: solid wood with half-moon pull
- Box/ Box/ File with 3/4 extension epoxy coated drawer slides
- Pencil drawer, available
- 3/4 height modesty panel
- Dry-fit construction
- Exposed fasteners
- Shipped assembled

Options available:

- Glue and dowel construction. Replace "RD" in part number with "RG"
- Linear integral pull or bar pull
- Hasp lock on top box drawer only; black
- Desk mounted power. Includes 1 power outlet, 2 USB charging ports with a 6' cord
- Premium Finishes

Part Number	Description	D" x W" x H"
RDDEBG44-Y	RH SERIES, Desk, Slab Leg, BBF, Dry-Fit, Exposed Fasteners, Veneer Plywood	24 x 44 x 29
RDDEBJ44-Y	RH SERIES, Desk, Slab Leg, BBF, Pencil Drawer, Dry-Fit, Exposed Fasteners, Veneer Plywood	24 x 44 x 29
RDDEE844-Y	RH SERIES, Desk, Slab Leg, Box Drawer, Adjustable Shelf, Dry-Fit, Exposed Fasteners, Veneer Plywood	24 x 44 x 29
RDDEE944-Y	RH SERIES, Desk, Slab Leg, Box Drawer, Adjustable Shelf w/ Door, Dry-Fit, Exposed Fasteners, Veneer Plywood	24 x 44 x 29



GSA Approved | 71-204

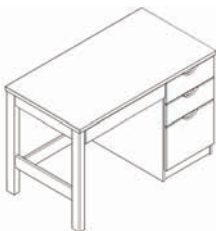
Standard includes:

- Case: solid hardwood legs
- Worksurface: HPL with matching PVC edge band
- Standard Finishes
- Dry-fit construction, exposed fasteners
- Pencil drawer, available
- Shipped assembled

Options available:

- Glue and dowel construction. Replace "RD" in part number with "RG"
- Desk mounted power. Includes 1 power outlet, 2 USB charging ports with a 6' cord
- Premium Finishes

Part Number	Description	D" x W" x H"
RDDEAA30-Y	RH SERIES, Desk, Open Leg, Dry-Fit, Exposed Fasteners, Veneer Plywood	24 x 30 x 29
RDDEAA36-Y	RH SERIES, Desk, Open Leg, Dry-Fit, Exposed Fasteners, Veneer Plywood	24 x 36 x 29
RDDEAA44-Y	RH SERIES, Desk, Open Leg, Dry-Fit, Exposed Fasteners, Veneer Plywood	24 x 44 x 29
RDDEAC30-Y	RH SERIES, Desk, Open Leg, Pencil Drawer, Dry-Fit, Exposed Fasteners, Veneer Plywood	24 x 30 x 29
RDDEAC36-Y	RH SERIES, Desk, Open Leg, Pencil Drawer, Dry-Fit, Exposed Fasteners, Veneer Plywood	24 x 36 x 29
RDDEAC44-Y	RH SERIES, Desk, Open Leg, Pencil Drawer, Dry-Fit, Exposed Fasteners, Veneer Plywood	24 x 44 x 29



GSA Approved | 71-204

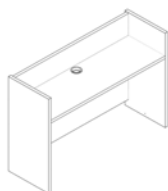
Standard includes:

- Case: solid hardwood legs
- Worksurface: HPL with matching PVC edge band
- Standard Finishes
- Drawer fronts: solid wood with half-moon pull
- Box/ Box/ File with 3/4 extension epoxy coated drawer slides
- Pencil drawer, available
- Dry-fit construction, exposed fasteners
- Shipped assembled

Options available:

- Glue and dowel construction. Replace "RD" in part number with "RG"
- Linear integral pull or bar pull
- Hasp lock on top box drawer only; black
- Desk mounted power. Includes 1 power outlet, 2 USB charging ports with a 6' cord
- Premium Finishes

Part Number	Description	D" x W" x H"
RDDEAF44-Y	RH SERIES, Desk, Open Leg, BBF, Dry-Fit, Exposed Fasteners, Veneer Plywood	24 x 44 x 29
RDDEAI44-Y	RH SERIES, Desk, Open Leg, BBF, Pencil Drawer, Dry-Fit, Exposed Fasteners, Veneer Plywood	24 x 44 x 29



GSA Approved | 71-204

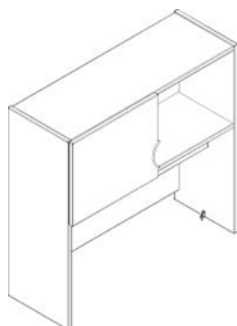
Standard includes:

- Case: veneer plywood with matching PVC edge band
- Standard Finishes
- Grommet
- Fixed shelf
- Dry-fit construction, exposed fasteners
- Shipped assembled

Options available:

- Glue and dowel construction. Replace "RD" in part number with "RG"
- Tack board – **T**
- Task light: Fluorescent – **K** or LED – **L**
- Premium Finishes

Part Number	Description	D" x W" x H"
RDOR28-Y	RH SERIES, Organizer, Dry-Fit, Exposed Fasteners, Veneer Plywood	12 x 28 x 25
RDOR34-Y	RH SERIES, Organizer, Dry-Fit, Exposed Fasteners, Veneer Plywood	12 x 34 x 25
RDOR42-Y	RH SERIES, Organizer, Dry-Fit, Exposed Fasteners, Veneer Plywood	12 x 42 x 25



GSA Approved | 71-204

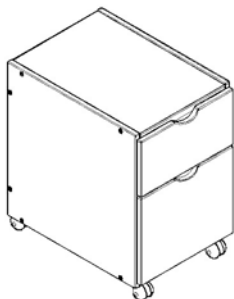
Standard includes:

- Case: veneer plywood with matching PVC edge band
- Standard Finishes
- Cable management integrated throughout
- Dry-fit construction
- Fixed shelf
- Open or single door with half-moon pull, left
- Shipped assembled

Options available:

- Glue and dowel assembly. Replace "RD" in part number with "RG"
- Linear integral pull or bar pull
- Tack board – **T**
- Task light: Fluorescent – **K** or LED – **L**
- Premium Finishes

Part Number	Description	D" x W" x H"
RDHD34-Y	RH SERIES, Hutch with Single Door, Dry-Fit, Exposed Fasteners, Veneer Plywood	12 x 34 x 32
RDHD42-Y	RH SERIES, Hutch with Single Door, Dry-Fit, Exposed Fasteners, Veneer Plywood	12 x 42 x 32
RDHU34-Y	RH SERIES, Open Hutch, Dry-Fit, Exposed Fasteners, Veneer Plywood	12 x 34 x 32
RDHU42-Y	RH SERIES, Open Hutch, Dry-Fit, Exposed Fasteners, Veneer Plywood	12 x 42 x 32



GSA Approved | 71-204

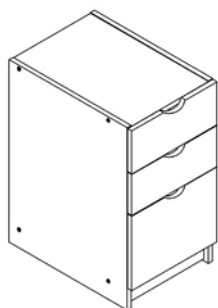
Standard includes:

- Case: veneer plywood with matching PVC edge band
- Top: HPL with matching PVC edge band
- Standard Finishes
- Drawer fronts: solid wood with half-moon pull
- Box/ File
- 3/4 extension epoxy coated drawer slides
- Dry-fit construction, exposed fasteners
- Casters, locking: black plastic
- Shipped assembled

Options available:

- Glue and dowel construction. Replace "RD" in part number with "RG"
- Linear integral pull or bar pull
- Premium Finishes

Part Number	Description	D" x W" x H"
RDPE1X20-Y	RH SERIES, Mobile Pedestal, BF, Casters, Dry-Fit, Exposed Fasteners, Veneer Plywood	20 x 16 x 22



GSA Approved | 71-204

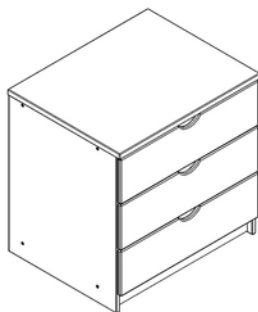
Standard includes:

- Case: veneer plywood with matching PVC edge band
- Top: HPL with matching PVC edge band
- Standard Finishes
- Drawer fronts: solid wood with half-moon pull
- Dry-fit construction, exposed fasteners
- Shipped assembled

Options available:

- Glue and dowel construction. Replace "RD" in part number with "RG"
- Linear integral pull or bar pull
- Hasp lock on top drawer of BBF
- Low-profile casters
- Premium Finishes

Part Number	Description	D" x W" x H"
RDPEM324-Y	RH SERIES, Movable Pedestal, BBF, Dry-Fit, Exposed Fasteners, Veneer Plywood	24 x 16 x 29
RDPEM524-Y	RH SERIES, Movable Pedestal, File Drawer with Open Shelf, Dry-Fit, Exposed Fasteners, Veneer Plywood	24 x 16 x 29
RDPEM624-Y	RH SERIES, Movable Pedestal, Open, Dry-Fit, Exposed Fasteners, Veneer Plywood	24 x 16 x 29
RDPEM724-Y	RH SERIES, Movable Pedestal, Full Door, Dry-Fit, Exposed Fasteners, Veneer Plywood	24 x 16 x 29



GSA Approved | 71-204

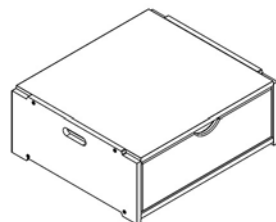
Standard includes:

- Case: veneer plywood with matching PVC edge band
- Top: HPL with matching PVC edge band
- Standard Finishes
- Drawer fronts: solid wood with half-moon pull
- 3/4 extension nylon drawer slides
- Dry-fit construction, exposed fasteners
- Shipped assembled

Options available:

- Glue and dowel construction. Replace "RD" in part number with "RG"
- Linear integral pull or bar pull
- Hasp lock on top drawer, only; black
- Low-profile casters
- Premium Finishes

Part Number	Description	D" x W" x H"
RDDR2X30-Y	RH SERIES, Chest, 2-Drawer, Dry-Fit, Exposed Fasteners, Veneer Plywood	24 x 30 x 29
RDDR2X36-Y	RH SERIES, Chest, 2-Drawer, Dry-Fit, Exposed Fasteners, Veneer Plywood	24 x 36 x 29
RDDR3X30-Y	RH SERIES, Chest, 3-Drawer, Dry-Fit, Exposed Fasteners, Veneer Plywood	24 x 30 x 29
RDDR3X36-Y	RH SERIES, Chest, 3-Drawer, Dry-Fit, Exposed Fasteners, Veneer Plywood	24 x 36 x 29
RDDR4X30-Y	RH SERIES, Chest, 4-Drawer, Dry-Fit, Exposed Fasteners, Veneer Plywood	24 x 30 x 38
RDDR5X30-Y	RH SERIES, Chest, 5-Drawer, Dry-Fit, Exposed Fasteners, Veneer Plywood	24 x 30 x 47



GSA Approved | 71-204

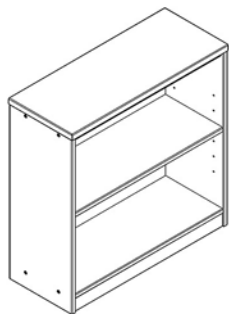
Standard includes:

- Case: veneer plywood
- Standard Finishes
- Drawer fronts: solid wood with half-moon pull
- Handhold on sides
- 3/4 extension epoxy coated drawer slides
- Single can stack 4 high; double 2 high
- Integrated safety connector clip at rear
- Dry-fit construction, exposed fasteners
- Shipped assembled

Options available:

- Glue and dowel construction. Replace "RD" in part number with "RG"
- Linear integral pull or bar pull
- Premium Finishes

Part Number	Description	D" x W" x H"
RDSD1D26-Y	RH SERIES, 1-Drawer Stacker Storage, Dry-Fit, Exposed Fasteners, Veneer Plywood	24 x 26 x 10
RDSD1G26-Y	RH SERIES, 1-Large Drawer Stacker Storage, Dry-Fit, Exposed Fasteners, Veneer Plywood	24 x 26 x 14
RDSD2D26-Y	RH SERIES, 2-Drawer Stacker Storage, Dry-Fit, Exposed Fasteners, Veneer Plywood	24 x 26 x 19



GSA Approved | 71-204

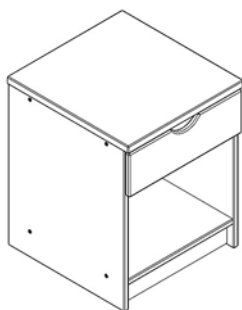
Standard includes:

- Case: veneer plywood with matching PVC edge band
- Standard Finishes
- Cable management grommets
- Dry-fit construction, exposed fasteners
- Exposed fasteners
- Shipped assembled

Options available:

- Glue and dowel construction. Replace "RD" in part number with "RG"
- Premium Finishes

Part Number	Description	D" x W" x H"
RDBK1S36-Y	RH SERIES, Bookcase, 1-Adjustable Shelf, Dry-Fit, Exposed Fasteners, Veneer Plywood	12 x 36 x 29
RDBK2S36-Y	RH SERIES, Bookcase, 2-Adjustable Shelves, Dry-Fit, Exposed Fasteners, Veneer Plywood	12 x 36 x 38
RDBK3S36-Y	RH SERIES, Bookcase, 3-Adjustable Shelves, Dry-Fit, Exposed Fasteners, Veneer Plywood	12 x 36 x 48



GSA Approved | 71-204

Standard includes:

- Case: veneer plywood with matching PVC edge band
- Top: HPL with matching PVC edge band
- Standard Finishes
- Drawer fronts: solid wood with half-moon pull
- 3/4 extension epoxy coated drawer slides
- Dry-fit construction, exposed fasteners
- Shipped assembled

Options available:

- Glue and dowel construction. Replace "RD" in part number with "RG"
- Linear integral pull or bar pull
- Premium Finishes

Part Number	Description	D" x W" x H"
RDNS1D20-Y	RH SERIES, Nightstand, 1-Drawer, Dry-Fit, Exposed Fasteners, Veneer Plywood	18 x 20 x 24
RDNS2D20-Y	RH SERIES, Nightstand, 2-Drawer, Dry-Fit, Exposed Fasteners, Veneer Plywood	18 x 20 x 24



GSA Approved | 71-204

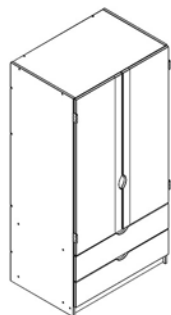
Standard includes:

- Case: veneer plywood with matching PVC edge band
- Standard Finishes
- Solid wood pull with half-moon detail
- 3/4 extension epoxy coated drawer slides
- Fixed shelf
- Closet rod
- Coat hook on inside of door
- Dry-fit construction, exposed fasteners
- Shipped assembled

Options available:

- Glue and dowel construction. Replace "RD" in part number with "RG"
- Linear integral pull or bar pull
- Premium Finishes

Part Number	Description	D" x W" x H"
RDWAD124-Y	RH SERIES, Wardrobe, 1-Door, Left, Dry-Fit, Exposed Fasteners, Veneer Plywood	24 x 24 x 72
RDWAD224-Y	RH SERIES, Wardrobe, 1-Door with Open Shelf, Left, Dry-Fit, Exposed Fasteners, Veneer Plywood	24 x 24 x 72
RDWAD324-Y	RH SERIES, Wardrobe, 1-Door, Right, Dry-Fit, Exposed Fasteners, Veneer Plywood	24 x 24 x 72
RDWAD424-Y	RH SERIES, Wardrobe, 1-Door with Open Shelf, Right, Dry-Fit, Exposed Fasteners, Veneer Plywood	24 x 24 x 72



GSA Approved | 71-204

Standard includes:

- Case: veneer plywood with matching PVC edge band
- Standard Finishes
- Drawer fronts: solid wood with half-moon pull
- 3/4 extension epoxy coated drawer slides
- Fixed shelf
- Closet rod
- Coat hook on inside of door
- Dry-fit construction, exposed fasteners
- Shipped assembled

Options available:

- Glue and dowel construction. Replace "RD" in part number with "RG"
- Linear integral pull or bar pull
- Hasp lock on top drawer only; black
- Premium Finishes

Part Number	Description	D" x W" x H"
RDWABP36-Y	RH SERIES, Wardrobe, 2-Door, Dry-Fit, Exposed Fasteners, Veneer Plywood	24 x 36 x 72
RDWACG36-Y	RH SERIES, Wardrobe, 2-Door, 2 Drawer, Dry-Fit, Exposed Fasteners, Veneer Plywood	24 x 36 x 72

Simplified and classic. This collection features traditional straight lines that are clean and simple. Crafted from wood veneer and solid wood accents.

Shaker
Room Solutions



Shaker



features

- Available in Oak or Maple veneer finish.
- Hidden metal-to-metal fasteners allow for easy component replacement even after installation.
- Twin, full and queen size bed models available.
- Complete bedroom outfit available so you can maintain a consistent theme throughout.
- Epoxy coated slides provide each drawer with a smooth open and close feel.
- Solid hardwood integral pulls built into each drawer for a sleek and contemporary aesthetic.

statement of line



wood finish - standard



Oak



Natural Maple



Medium Oak



Chestnut Maple



Cocoa Maple

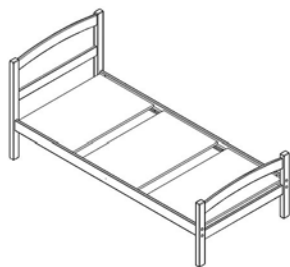


Cinnamon Noche Maple

wood finish - premium

Color Disclaimer

Please order actual material samples for specifying purposes. Color accuracy is not guaranteed with these images.



GSA Approved | 71-204

Tip: mattress sizes (Not Included)- Twin 36" x 80", Full 54" x 80", Queen 60" x 80"

Standard includes:

- Solid hardwood posts and rails
- Species: **K** Oak or **M** Maple
- Deck: 3-piece wood
- Standard Finishes
- Shipped ready to assemble

Options available:

- Premium Finishes

Part Number	Description	D" x W" x H"
60BE3W4084-K	SHAKER (RH60), Bed, 3-Piece Deck, Twin, Uses Mattress Sized 36" x 80" - Not Included	40 x 84 x 37
60BE3W4084-M	SHAKER (RH60), Bed, 3-Piece Deck, Twin, Uses Mattress Sized 36" x 80" - Not Included	40 x 84 x 37
60BE3W5884-K	SHAKER (RH60), Bed, 3-Piece Deck, Full, Uses Mattress Sized 54" x 80" - Not Included	58 x 84 x 37
60BE3W5884-M	SHAKER (RH60), Bed, 3-Piece Deck, Full, Uses Mattress Sized 54" x 80" - Not Included	58 x 84 x 37
60BE3W6484-K	SHAKER (RH60), Bed, 3-Piece Deck, Queen, Uses Mattress Sized 60" x 80" - Not Included	64 x 84 x 37
60BE3W6484-M	SHAKER (RH60), Bed, 3-Piece Deck, Queen, Uses Mattress Sized 60" x 80" - Not Included	64 x 84 x 37



GSA Approved | 71-204

Standard includes:

- Desk case: solid hardwood with veneer plywood panels
- Worksurface: laminate with solid wood edges
- Drawer front: solid wood
- Standard Finishes
- Combination computer/ pencil drawer with 3/4 extension epoxy coated drawer slides, if selected
- 3/4 height modesty panel
- Dry-fit construction
- Shipped assembled

Options available:

- Premium Finishes

Part Number	Description	D" x W" x H"
60DEAZ42-Y	SHAKER (RH60), Desk, Slab Leg	24 x 42 x 30
60DEAZ48-Y	SHAKER (RH60), Desk, Slab Leg	24 x 48 x 30
60DEBD42-Y	SHAKER (RH60), Desk, Slab Leg, Full Width Combination Drawer	24 x 42 x 30
60DEBD48-Y	SHAKER (RH60), Desk, Slab Leg, Full Width Combination Drawer	24 x 48 x 30



GSA Approved | 71-204

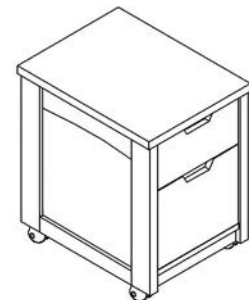
Standard includes:

- Desk case: solid hardwood with veneer plywood panels
- Worksurface: laminate with solid wood edges
- Drawer fronts: solid wood
- Standard Finishes
- Box/ Box/ File
- 3/4 extension epoxy coated drawer slides
- Integral pulls
- Dry-fit construction
- Shipped assembled

Options available:

- Premium Finishes

Part Number	Description	D" x W" x H"
60DEBG42-Y	SHAKER (RH60), Desk, Slab Leg, BBF	24 x 42 x 30
60DEBG48-Y	SHAKER (RH60), Desk, Slab Leg, BBF	24 x 48 x 30
60DEBK42-Y	SHAKER (RH60), Desk, Slab Leg, BBF, Computer Drawer	24 x 42 x 30
60DEBK48-Y	SHAKER (RH60), Desk, Slab Leg, BBF, Computer Drawer	24 x 48 x 30



GSA Approved | 71-204

Standard includes:

- Case: solid hardwood with veneer plywood panels
- Top: laminate with solid wood edges
- Drawer fronts: solid wood
- Standard Finishes
- Box/ File
- 3/4 extension epoxy coated drawer slides
- Integral pulls
- Casters, non-locking: black plastic
- Dry-fit construction
- Shipped assembled

Options available:

- Premium Finishes

Part Number	Description	D" x W" x H"
60PE1X22-Y	SHAKER (RH60), Mobile Pedestal, BF, Casters	22 x 16 x 25



GSA Approved | 71-204

Standard includes:

- Case: solid hardwood with veneer plywood panels
- Top: laminate with solid wood edges
- Drawer fronts: solid wood
- Standard Finishes
- Box/ File or Box/ Box/ File configuration
- 3/4 extension nylon drawer slides
- Integral pulls
- Dry-fit construction
- Shipped assembled

Options available:

- Premium Finishes

Part Number	Description	D" x W" x H"
60PEM122-Y	SHAKER (RH60), Movable Pedestal, BF	22 x 16 x 25
60PEM322-Y	SHAKER (RH60), Movable Pedestal, BBF	22 x 17 x 28



GSA Approved | 71-204

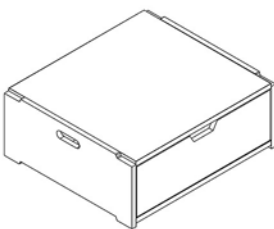
Standard includes:

- Case: solid hardwood with veneer plywood panels
- Top: laminate with solid wood edges
- Drawer fronts: solid wood
- Standard Finishes
- 3/4 extension epoxy coated drawer slides
- Integral pulls
- Dry-fit construction
- Shipped assembled

Options available:

- Premium Finishes

Part Number	Description	D" x W" x H"
60DR3X30-Y	SHAKER (RH60), Chest, 3-Drawer	24 x 30 x 30
60DR4X30-Y	SHAKER (RH60), Chest, 4-Drawer	24 x 30 x 39
60DR6X30-Y	SHAKER (RH60), Chest, 6-Drawer	24 x 30 x 46



GSA Approved | 71-204

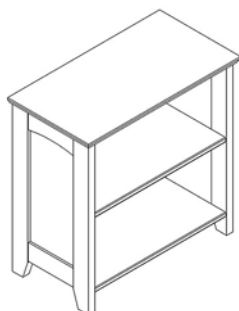
Standard includes:

- Case: solid veneer plywood
- Top: laminate with matching PVC edge band
- Standard Finishes
- Nest or stack 5-high
- Integrated safety connector clip at rear
- 3/4 extension epoxy coated drawer slides
- Integral pull
- Dry-fit construction
- Shipped assembled

Options available:

- Premium Finishes

Part Number	Description	D" x W" x H"
60DR1A26-Y	SHAKER (RH60), Single Drawer Stacker	24 x 26 x 10



GSA Approved | 71-204

Standard includes:

- Case: solid hardwood with veneer plywood panels
- Top: laminate with solid wood edges
- Standard Finishes
- Adjustable shelf
- Dry-fit construction
- Shipped assembled

Options available:

- Premium Finishes

Part Number	Description	D" x W" x H"
60BK1S1230-Y	SHAKER (RH60), Bookcase, 1-Shelf	12 x 30 x 30
60BK1S1236-Y	SHAKER (RH60), Bookcase, 1-Shelf	12 x 36 x 30
60BK1S1630-Y	SHAKER (RH60), Bookcase, 1-Shelf	16 x 30 x 30
60BK1S1636-Y	SHAKER (RH60), Bookcase, 1-Shelf	16 x 36 x 30



GSA Approved | 71-204


Standard includes:

- Case: solid hardwood with veneer plywood panels
- Top: laminate with solid wood edges
- Drawer front: solid wood
- Standard Finishes
- 3/4 extension epoxy coated drawer slides
- Integral pull
- Dry-fit construction
- Shipped assembled

Options available:

- Premium Finishes

Part Number	Description	D" x W" x H"
60NS1D19-Y	SHAKER (RH60), Night Stand, 1-Drawer	21 x 19 x 26



GSA Approved | 71-204

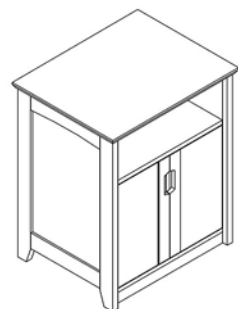
Standard includes:

- Case: solid hardwood with veneer plywood panels
- Top: plywood with solid wood edges
- Drawer fronts: solid wood
- Standard Finishes
- Drawers have 3/4 extension epoxy coated slides, if specified
- Closet rod
- Hook on inside of door
- Integral pulls
- Dry-fit construction
- Shipped assembled

Options available:

- Mirror
- Tower bar
- Premium Finishes

Part Number	Description	D" x W" x H"
60WAAI42-Y	SHAKER (RH60), Wardrobe, Closet Rod, Hook, 4-Drawer Split	24 x 42 x 74
60WABP36-Y	SHAKER (RH60), Wardrobe, Closet Rod, Hook, 2 Door	24 x 36 x 74



GSA Approved | 71-204

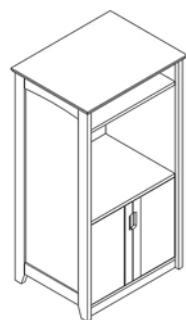
Standard includes:

- Case: solid hardwood with veneer plywood panels
- Top: laminate with solid wood edges
- Door fronts: solid wood
- Standard Finishes
- Open shelf with cable management grommet in back panel
- Adjustable shelf behind doors
- Integral pulls
- Dry-fit construction
- Shipped assembled

Options available:

- Premium Finishes

Part Number	Description	D" x W" x H"
60TVT136-Y	SHAKER (RH60), TV Stand, 2 Door, DVD Shelf	25 x 36 x 30



GSA Approved | 71-204

Standard includes:

- Case: solid hardwood with veneer plywood panels
- Top: plywood with solid wood edges
- Door fronts: solid wood
- Standard Finishes
- Slim shelf at top with cable management grommet in back
- Fixed height TV shelf with cable management grommet in back
- Adjustable shelf behind doors
- Integral pulls
- Dry-fit construction
- Shipped assembled

Options available:

- Premium Finishes

Part Number	Description	D" x W" x H"
60TVE136-Y	SHAKER (RH60), Entertainment Center, Fixed Shelf, 2 Doors	24 x 36 x 60

Simple, dependable, affordable. Solo offers a contemporary look and design flexibility through choice of pulls.

Solo

Room Solutions



Solo



features

- Veneer on plywood core or laminate.
- Glue and dowel construction.
- Pedestal desks & chests have a single sided white vinyl back. 2-door wardrobes & interior shelves have a white melamine back.
- Standard depth is 24"d. Select products are available in 20"d.
- Change the look with choice of three pulls: half-moon, integral or aluminum bar pull.
- Integrated desk-height power provides convenient power access.

statement of line



2-Door, 2-Drawer Wardrobe



3-Drawer Chest



Slab leg, BBF Desk



Bookcase



Mobile Pedestal



Movable Pedestal



Single Drawer Stacker



Organizer




Nightstand



2 Drawer Stacker

pull styles



Half-Moon



Bar



Integral

wood finish - standard



Oak



Natural Maple

wood finish - premium



Medium Oak



Chestnut Maple



Cocoa Maple



Cinnamon Noche Maple

laminate finish - standard



Oak



Natural Maple

laminate finish - premium



Latte



Medium Oak



Chestnut Maple



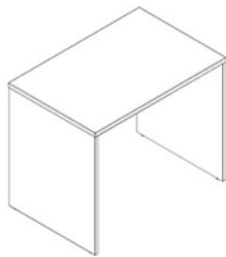
Cocoa Maple



Cinnamon Noche Maple

Color Disclaimer

Please order actual material samples for specifying purposes. Color accuracy is not guaranteed with these images.



GSA Approved | 71-204

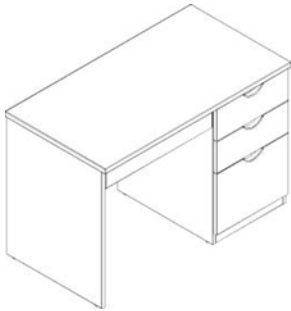
Standard includes:

- Case: veneer or laminate with matching PVC edge band
- Worksurface: HPL with matching PVC edge band
- Standard Finishes
- Material: **L** Laminate on Engineered Wood core or **Y** Veneer Plywood in Standard Finish
- 3/4 height modesty panel
- Pencil drawer, available
- Shipped assembled

Options available:

- Desk mounted power. Includes 1 power outlet, 2 USB charging ports with a 6' cord.
- Premium Finishes

Part Number	Description	D" x W" x H"
SGDEAZ30-L	Solo, Desk, Slab Leg, Glue & Dowel, Laminate	24 x 30 x 29
SGDEAZ30-Y	Solo, Desk, Slab Leg, Glue & Dowel, Veneer Plywood	24 x 30 x 29
SGDEAZ36-L	Solo, Desk, Slab Leg, Glue & Dowel, Laminate	24 x 36 x 29
SGDEAZ36-Y	Solo, Desk, Slab Leg, Glue & Dowel, Veneer Plywood	24 x 36 x 29
SGDEAZ44-L	Solo, Desk, Slab Leg, Glue & Dowel, Laminate	24 x 44 x 29
SGDEAZ44-Y	Solo, Desk, Slab Leg, Glue & Dowel, Veneer Plywood	24 x 44 x 29
SGDEAZN36-L	Solo, Desk, Slab Leg, G & D, 20" Narrow Depth, Laminate	20 x 36 x 29
SGDEAZN36-Y	Solo, Desk, Slab Leg, G & D, 20" Narrow Depth, Veneer	20 x 36 x 29
SGDEAZN44-L	Solo, Desk, Slab Leg, G & D, 20" Narrow Depth, Laminate	20 x 44 x 29
SGDEAZN44-Y	Solo, Desk, Slab Leg, G & D, 20" Narrow Depth, Veneer	20 x 44 x 29
SGDEBB30-L	Solo, Desk, Slab Leg, Pencil Drawer, Glue & Dowel, Laminate	24 x 30 x 29
SGDEBB30-Y	Solo, Desk, Slab Leg, Pencil Drawer, Glue & Dowel, Veneer Plywood	24 x 30 x 29
SGDEBB36-L	Solo, Desk, Slab Leg, Pencil Drawer, Glue & Dowel, Laminate	24 x 36 x 29
SGDEBB36-Y	Solo, Desk, Slab Leg, Pencil Drawer, Glue & Dowel, Veneer Plywood	24 x 36 x 29
SGDEBB44-L	Solo, Desk, Slab Leg, Pencil Drawer, Glue & Dowel, Laminate	24 x 44 x 29
SGDEBB44-Y	Solo, Desk, Slab Leg, Pencil Drawer, Glue & Dowel, Veneer Plywood	24 x 44 x 29
SGDEBBN36-L	Solo, Desk, Slab Leg, Pencil Drw., G & D, 20" Narrow Depth, Laminate	20 x 36 x 29
SGDEBBN36-Y	Solo, Desk, Slab Leg, Pencil Drw., G & D, 20" Narrow Depth, Veneer	20 x 36 x 29
SGDEBBN44-L	Solo, Desk, Slab Leg, Pencil Drw., G & D, 20" Narrow Depth, Laminate	20 x 44 x 29
SGDEBBN44-Y	Solo, Desk, Slab Leg, Pencil Drw., G & D, 20" Narrow Depth, Veneer	20 x 44 x 29



GSA Approved | 71-204

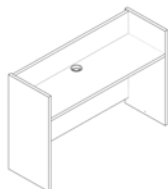
Standard includes:

- Case: veneer or laminate with matching PVC edge band
- Worksurface: HPL with matching PVC edge band
- Material: **L** Laminate on Engineered Wood core or **Y** Veneer Plywood
- Standard Finishes
- 3/4 height modesty panel
- Pencil Drawer available
- 3/4 extension epoxy coated drawer slides
- Half-moon pull: black plastic
- Shipped assembled

Options available:

- Integral pull [no additional charge] or aluminum bar pull
- Hasp lock on top box drawer, only; black
- Desk mounted power. Includes 1 power outlet, 2 USB charging ports with a 6' cord.
- Premium Finishes

Part Number	Description	D" x W" x H"
SGDEBG44-L	Solo, Desk, Slab Leg, BBF, Glue & Dowel, Laminate	24 x 44 x 29
SGDEBG44-Y	Solo, Desk, Slab Leg, BBF, Glue & Dowel, Veneer Plywood	24 x 44 x 29
SGDEBGN44-L	Slab Leg, BBF, G & D, 20" Narrow Depth, Laminate	20 x 44 x 29
SGDEBGN44-Y	Slab Leg, BBF, G & D, 20" Narrow Depth, Veneer	20 x 44 x 29
SGDEBJ44-L	Solo, Desk, Slab Leg, BBF, Pencil Drawer, Glue & Dowel, Laminate	24 x 44 x 29
SGDEBJ44-Y	Solo, Desk, Slab Leg, BBF, Pencil Drawer, Glue & Dowel, Veneer Plywood	24 x 44 x 29
SGDEBJN44-L	Slab Leg, BBF, Pencil Drw., G & D, 20" Narrow Depth, Laminate	20 x 44 x 29
SGDEBJN44-Y	Slab Leg, BBF, Pencil Drw., G & D, 20" Narrow Depth, Veneer	20 x 44 x 29



GSA Approved | 71-204

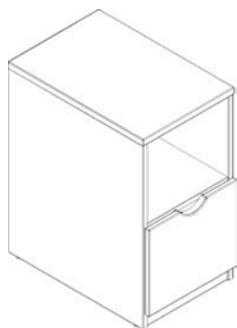
Standard includes:

- Veneer or laminate with matching PVC edge band
- Material: **L** Laminate on Engineered Wood core or **Y** Veneer Plywood
- Standard Finishes
- Cable management cutouts and grommet
- Shipped assembled

Options available:

- Tack board – **T**
- Task light: Fluorescent – **K** or LED – **L**
- Premium Finishes

Part Number	Description	D" x W" x H"
SGOR34-L	Solo, Organizer, Glue & Dowel, Laminate	12 x 34 x 25
SGOR34-Y	Solo, Organizer, Glue & Dowel, Veneer Plywood	12 x 34 x 25
SGOR42-L	Solo, Organizer, Glue & Dowel, Laminate	12 x 42 x 25
SGOR42-Y	Solo, Organizer, Glue & Dowel, Veneer Plywood	12 x 42 x 25



GSA Approved | 71-204

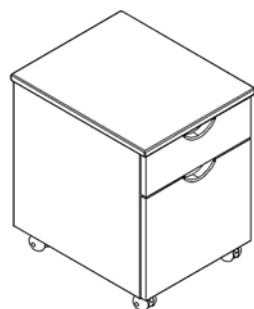
Standard includes:

- Case: veneer or laminate with matching PVC edge band
- Top: laminate with matching PVC edge band
- Material: **L** Laminate on Engineered Wood core or **Y** Veneer Plywood
- Standard Finishes
- Half-moon pull: black plastic, if specified
- Shipped assembled

Options available:

- Integral pull [no additional charge] or aluminum bar pull
- Low-profile casters
- Premium Finishes

Part Number	Description	D" x W" x H"
SGPEM324-L	Solo, Movable Pedestal, BBF, Glue & Dowel, Laminate	24 x 16 x 29
SGPEM324-Y	Solo, Movable Pedestal, BBF, Glue & Dowel, Veneer Plywood	24 x 16 x 29
SGPEM524-L	Solo, Movable Pedestal, File Drawer with Open Shelf, Glue & Dowel, Laminate	24 x 16 x 29
SGPEM524-Y	Solo, Movable Pedestal, File Drawer with Open Shelf, Glue & Dowel, Veneer Plywood	24 x 16 x 29
SGPEMN824-L	Solo, Movable Pedestal, 2 File Drawers, Narrow Depth, Laminate	20 x 16 x 29
SGPEMN824-Y	Solo, Movable Pedestal, 2 File Drawers, Narrow Depth, Veneer	20 x 16 x 29



GSA Approved | 71-204

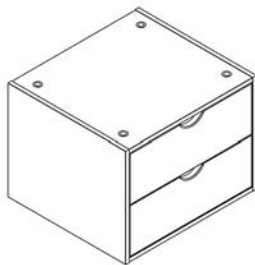
Standard includes:

- Case: veneer or laminate with matching PVC edge band
- Top: laminate with matching PVC edgeband
- Material: **L** Laminate on Engineered Wood core or **Y** Veneer Plywood
*Standard Finishes
- Box/ File
- 3/4 extension epoxy coated drawer slides
- Half-moon pull: black plastic
- Casters- 4 locking: black plastic
- Shipped assembled

Options available:

- Integral pull [no additional charge] or aluminum bar pull
- Premium Finishes

Part Number	Description	D" x W" x H"
SGPE1X20-L	Solo, Mobile Pedestal, BF, Casters, Glue & Dowel, Laminate	20 x 16 x 22
SGPE1X20-Y	Solo, Mobile Pedestal, BF, Casters, Glue & Dowel, Veneer Plywood	20 x 16 x 22



GSA Approved | 71-204

Standard includes:

- Material: **L** Laminate on Engineered Wood core or **Y** Veneer Plywood with matching PVC edge band
- Standard Finishes
- 3/4 extension epoxy coated drawer slides
- Half-moon pulls: black plastic
- Single can stack 4 high; double 2 high
- Integrated safety clip at rear
- Available without the stabilizing locator holes for units used on top only
- Shipped assembled

Options available:

- Integral pull [no additional charge] or aluminum bar pull
- Premium Finishes

Part Number	Description	D" x W" x H"
SGSD1D26-L	Solo, Single Drawer Stacker, Glue & Dowel, Laminate	24 x 26 x 10
SGSD1D26-Y	Solo, Single Drawer Stacker, Glue & Dowel, Veneer Plywood	24 x 26 x 10
SGSD1DN26-L	Solo, Single Drw. Stacker, Narrow Depth, G & D, Laminate	20 x 26 x 10
SGSD1DN26-Y	Solo, Single Drw. Stacker, Narrow Depth, G & D, Veneer Plywood	20 x 26 x 10
SGSD1G26-L	Solo, Large Single Drawer Stacker, Glue & Dowel, Laminate	24 x 26 x 14
SGSD1G26-Y	Solo, Large Single Drawer Stacker, Glue & Dowel, Veneer Plywood	24 x 26 x 14
SGSD1H26-L	Solo, Large Single Drawer Stacker, No Holes in Top, Glue & Dowel, Laminate	24 x 26 x 14
SGSD1H26-Y	Solo, Large Single Drawer Stacker, No Holes in Top, Glue & Dowel, Veneer Plywood	24 x 26 x 14
SGSD1J26-L	Solo, Single Drawer Stacker, No Holes in Top	24 x 26 x 10
SGSD1J26-Y	Solo, Single Drawer Stacker, No Holes in Top. Veneer Plywood, G&D	24 x 26 x 10
SGSD2D26-L	Solo, 2-Drawer Stacker, Glue & Dowel, Laminate	24 x 26 x 19
SGSD2D26-Y	Solo, 2-Drawer Stacker, Glue & Dowel, Veneer Plywood	24 x 26 x 19
SGSD2J26-L	Solo, 2-Drawer Stacker, No Holes in Top	24 x 26 x 19
SGSD2J26-Y	Solo, 2-Drawer Stacker, No Holes in Top. Veneer Plywood, G&D	24 x 26 x 19



GSA Approved | 71-204

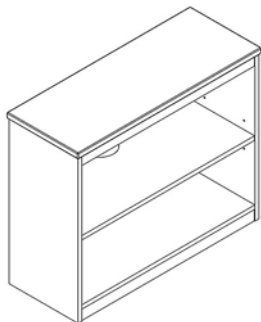
Standard includes:

- Case: veneer or laminate with matching PVC edge band
- Top: HPL with matching PVC edge band
- Material: **L** Laminate on Engineered Wood core or **Y** Veneer Plywood
- Standard Finishes
- 3/4 extension epoxy coated drawer slides
- Half-moon pull: black plastic
- Shipped assembled

Options available:

- Integral pull [no additional charge] or aluminum bar pull
- Hasp lock on top drawer, only; black
- Low-profile casters
- Premium Finishes

Part Number	Description	D" x W" x H"
SGDR3X30-L	Solo, Chest, 3-Drawer, Glue & Dowel, Laminate	24 x 30 x 29
SGDR3X30-Y	Solo, Chest, 3-Drawer, Glue & Dowel, Veneer Plywood	24 x 30 x 29
SGDR3X36-L	Solo, Chest, 3-Drawer, Glue & Dowel, Laminate	24 x 36 x 29
SGDR3X36-Y	Solo, Chest, 3-Drawer, Glue & Dowel, Veneer Plywood	24 x 36 x 29
SGDR3XN30-L	Solo, Chest, 3-Drw., G & D, Narrow Depth, Laminate	20 x 30 x 29
SGDR3XN30-Y	Solo, Chest, 3-Drw., G & D, Narrow Depth, Veneer	20 x 30 x 29
SGDR3XN36-L	Solo, Chest, 3-Drw., G & D, Narrow Depth, Laminate	20 x 36 x 29
SGDR3XN36-Y	Solo, Chest, 3-Drw., G & D, Narrow Depth, Veneer	20 x 36 x 29
SGDR4X30-L	Solo, Chest, 4-Drawer, Glue & Dowel, Laminate	24 x 30 x 38
SGDR4X30-Y	Solo, Chest, 4-Drawer, Glue & Dowel, Veneer Plywood	24 x 30 x 38
SGDR4XN30-L	Solo, Chest, 4-Drw., G & D, Narrow Depth, Laminate	20 x 30 x 38
SGDR4XN30-Y	Solo, Chest, 4-Drw., G & D, Narrow Depth, Veneer	20 x 30 x 38
SGDR5X30-L	Solo, Chest, 5-Drawer, Glue & Dowel, Laminate	24 x 30 x 47
SGDR5X30-Y	Solo, Chest, 5-Drawer, Glue & Dowel, Veneer Plywood	24 x 30 x 47
SGDR5XN30-L	Solo, Chest, 5-Drw., G & D, Narrow Depth, Laminate	20 x 30 x 47
SGDR5XN30-Y	Solo, Chest, 5-Drw., G & D, Narrow Depth, Veneer	20 x 30 x 47



GSA Approved | 71-204

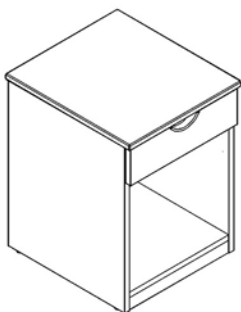
Standard includes:

- Material: **L** Laminate on Engineered Wood core or **Y** Veneer Plywood with matching PVC edge band
- Standard Finishes
- Cable management cutouts and grommet hole
- Shipped assembled

Options Available

- Premium Finishes

Part Number	Description	D" x W" x H"
SGBK1S36-L	Solo, Bookcase, 1-Adjustable Shelf, Glue & Dowel, Laminate	12 x 36 x 29
SGBK1S36-Y	Solo, Bookcase, 1-Adjustable Shelf, Glue & Dowel, Veneer Plywood	12 x 36 x 29
SGBK2S36-L	Solo, Bookcase, 2-Adjustable Shelves, Glue & Dowel, Laminate	12 x 36 x 38
SGBK2S36-Y	Solo, Bookcase, 2-Adjustable Shelves, Glue & Dowel, Veneer Plywood	12 x 36 x 38
SGBK3S36-L	Solo, Bookcase, 3-Adjustable Shelves, Glue & Dowel, Laminate	12 x 36 x 48
SGBK3S36-Y	Solo, Bookcase, 3-Adjustable Shelves, Glue & Dowel, Veneer Plywood	12 x 36 x 48



GSA Approved | 71-204

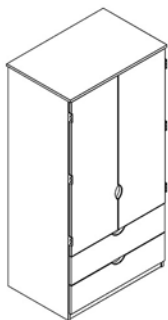
Standard includes:

- Case: veneer or laminate with matching PVC edge band
- Top: HPL with matching PVC edge band
- Material: **L** Laminate on Engineered Wood core or **Y** Veneer Plywood
- Standard Finishes
- 3/4 extension epoxy coated drawer slides
- Half-moon pull: black plastic
- Shipped assembled

Options available:

- Integral pull [no additional charge] or aluminum bar pull
- Premium Finishes

Part Number	Description	D" x W" x H"
SGNS1D20-L	Solo, Nightstand, 1-Drawer, Glue & Dowel, Laminate	18 x 20 x 24
SGNS1D20-Y	Solo, Nightstand, 1-Drawer, Glue & Dowel, Veneer Plywood	18 x 20 x 24
SGNS2D20-L	Solo, Nightstand, 2-Drawer, Glue & Dowel, Laminate	18 x 20 x 24
SGNS2D20-Y	Solo, Nightstand, 2-Drawer, Glue & Dowel, Veneer Plywood	18 x 20 x 24



GSA Approved | 71-204

Standard includes:

- Material: **L** Laminate on Engineered Wood core or **Y** Veneer Plywood with matching PVC edge band
- Standard Finishes
- 3/4 extension epoxy coated drawer slides, if specified
- Half-moon pulls: black plastic
- Cable management cutouts in back with (1) grommet
- Closet rod
- Coat hook on inside of door
- Shipped assembled

Options available:

- Integral pull [no additional charge] or aluminum bar pull
- Hasp lock on top drawer, only; black
- Premium Finishes

Part Number	Description	D" x W" x H"
SGWABP30-L	Solo, Wardrobe, 2-Door, Glue & Dowel, Laminate	24 x 30 x 72
SGWABP30-Y	Solo, Wardrobe, 2-Door, Glue & Dowel, Veneer Plywood	24 x 30 x 72
SGWABP36-L	Solo, Wardrobe, 2-Door, Glue & Dowel, Laminate	24 x 36 x 72
SGWABP36-Y	Solo, Wardrobe, 2-Door, Glue & Dowel, Veneer Plywood	24 x 36 x 72
SGWACG36-L	Solo, Wardrobe, 2-Door, 2 Drawer, Glue & Dowel, Laminate	24 x 36 x 72
SGWACG36-Y	Solo, Wardrobe, 2-Door, 2 Drawer, Glue & Dowel, Veneer Plywood	24 x 36 x 72

Solid wood construction and clean lines provide
a classic look for any room setting.

Westwood
Room Solutions



Westwood



features

- Comprehensive offering. Designed to support a wide variety of needs and provide a cohesive look throughout.
- Provides a warm, residential look and feel.
- Crafted using solid maple accents, recessed hardwood veneer plywood panels and a laminate top for durability.
- Built to last using glue and dowel construction method.
- Sleek black metal drawer pulls provide a contemporary aesthetic.
- Twin, full, queen and king bed sizes available.

statement of line



wood finish - standard



Natural Maple

wood finish - premium



Chestnut Maple



Cocoa Maple



Cinnamon Noche Maple

Color Disclaimer

Please order actual material samples for specifying purposes. Color accuracy is not guaranteed with these images.



GSA Approved | 71-204

Tip: mattress sizes (Not Included) - Twin 39" x 80", Full 54" x 80", Queen 60" x 80", King 76" x 80"

Standard includes:

- Bed: solid wood posts with veneer plywood panels and rails: Maple
- Standard Finishes
- Platform style bed
- Deck: 3-piece wood
- Shipped ready to assemble

Options available:

- Premium Finishes

Part Number	Description	D" x W" x H"
WWBE3E4083-M	WESTWOOD, Bed, Twin, Uses Mattress Sized 39" x 80" - Not Included	42 x 83 x 41
WWBE3E5883-M	WESTWOOD, Bed, Full, Uses Mattress Sized 54" x 80" - Not Included	57 x 83 x 41
WWBE3E6483-M	WESTWOOD, Bed, Queen, Uses Mattress Sized 60" x 80" - Not Included	63 x 83 x 41
WWBE3E8283-M	WESTWOOD, Bed, King, Uses Mattress Sized 76" x 80" - Not Included	79 x 83 x 41



GSA Approved | 71-204

Standard includes:

- Headboard: solid wood posts with veneer plywood panels and rails: Maple
- Standard Finishes
- Mounts on wall

Options available:

- Premium Finishes

Part Number	Description	D" x W" x H"
WWHBDX0340-M	WESTWOOD, Twin Headboard, Wall Mounted	42 x 3 x 34
WWHBDX0358-M	WESTWOOD, Full Headboard, Wall Mounted	57 x 3 x 34
WWHBDX0364-M	WESTWOOD, Queen Headboard, Wall Mounted	63 x 3 x 34
WWHBDX0382-M	WESTWOOD, King Headboard, Wall Mounted	79 x 3 x 34



GSA Approved | 71-204

Standard includes:

- Frame: solid hardwood: Maple
- Worksurface: laminate with matching PVC edge band
- Standard Finishes
- Shipped assembled

Options available:

- Premium Finishes

Part Number	Description	D" x W" x H"
WWDEAA2444-M	WESTWOOD, Desk, Laminate Top	23 x 44 x 30



GSA Approved | 71-204

Standard includes:

- Case: solid hardwood frame with veneer panel inserts: Maple
- Top: laminate with PVC edge band
- Standard Finishes
- Box/ Box/ File
- Full extension steel ball bearing slides
- Black metal pulls
- Shipped assembled

Options available:

- Premium Finishes

Part Number	Description	D" x W" x H"
WWPEM323-M	WESTWOOD, Movable Pedestal, BBF	23 x 18 x 30



GSA Approved | 71-204

Standard includes:

- Case: solid hardwood frame with veneer panel inserts: Maple
- Top: laminate with matching PVC edge band
- Standard Finishes
- Full extension steel ball bearing slides
- Black metal pulls
- Shipped assembled

Options available:

- Premium Finishes

Part Number	Description	D" x W" x H"
WWNS1D18-M	WESTWOOD, Night Stand, 1-Drawer	17 x 18 x 24
WWNS2D18-M	WESTWOOD, Night Stand, 2-Drawer	17 x 18 x 24



GSA Approved | 71-204

Standard includes:

- Case: solid hardwood frame with veneer panel inserts: Maple
- Top: laminate with matching PVC edge band
- Standard Finishes
- Full extension steel ball bearing slides
- Black metal pulls
- Shipped assembled

Options available:

- Premium Finishes

Part Number	Description	D" x W" x H"
WWDR3X32-M	WESTWOOD, Chest, 3-Drawer	23 x 32 x 34
WWDR6X60-M	WESTWOOD, Chest, 6-Drawer	23 x 61 x 34
WWTVT332-M	WESTWOOD, Chest, 3-Drawer with Media Shelf	23 x 32 x 42



GSA Approved | 71-204

Standard includes:

- Solid hardwood frame with veneer: Maple
- Standard Finishes
- Full extension steel ball bearing slides
- Black metal pulls
- Cable management grommet in back
- Coat rod: chrome
- Shipped assembled

Options available:

- Premium Finishes

Part Number	Description	D" x W" x H"
WWWACG38-M	WESTWOOD, Wardrobe, 2 Door, 2-Drawer	23 x 38 x 72



GSA Approved | 71-204

Standard includes:

- Case: solid hardwood frame with veneer panel inserts: Maple
- Shelves: wood veneer with matching PVC edge band
- Standard Finishes
- Fixed shelves
- Cutouts for cable management with grommet in back
- Shipped assembled

Options available:

- Premium Finishes

Part Number	Description	D" x W" x H"
WWBK4S27-M	WESTWOOD, Bookcase, 4-Shelf, 27" w	17 x 27 x 60
WWBK5S27-M	WESTWOOD, Bookcase, 5-Shelf, 27" w	17 x 27 x 72



GSA Approved | 71-204

Standard includes:

- Case: solid hardwood frame with veneer panel inserts: Maple
- Top: laminate with matching PVC edge band
- Standard Finishes
- Four drawers with full extension steel ball bearing slides
- Adjustable shelf in middle with cable management cutout, with or without door
- Black metal pulls
- Shipped assembled

Options available:

- Premium Finishes

Part Number	Description	D" x W" x H"
WWMC2D60-M	WESTWOOD, Media Storage, 4-Drawer	23 x 61 x 24
WWMC4D60-M	WESTWOOD, Media Storage, 2 Door/4-Drawer	23 x 61 x 24



GSA Approved | 71-204

Standard includes:

- Frame: solid hardwood: Maple
- Top: laminate with matching PVC edge band
- Standard Finishes
- Shipped assembled

Options available:

- Premium Finishes

Part Number	Description	D" x W" x H"
WWTB1X2323-M	WESTWOOD, End Table	23 x 23 x 23
WWTB1X2348-M	WESTWOOD, Coffee Table	23 x 48 x 17



GSA Approved | 71-204

Standard includes:

- Solid hardwood legs: Maple
- Standard Finishes
- Upholstered cushion: base grade fabric
- Shipped assembled

Options available:

- Please call for pricing on Price Grade 4 fabric and above
- Premium Finishes

Part Number	Description	D" x W" x H"
WWBN1X44-M	WESTWOOD, Bench	23 x 44 x 18

adjustable, loftable & bunkable beds

Our beds are well designed with simple adjustments, flexible features and long-term sustainability. They coordinate seamlessly with any of our Room Solutions products, offering many choices of design and features. Choose from Breton, Essix, Griffin, Maxwell, Tool Free and Solo.

Statement of Line



Breton



Essix



Evolve



Griffin



Maxwell



Solo



Tool-Free

The modified mortise and tenon construction of this bed solution, combined with the durability of solid wood posts with integrated pins and rails offers you the best of both worlds.

Breton
Room Solutions



Breton



features

- Solid hardwood post and rails.
- Headrails attach to the posts with a modified mortise and tenon joint, then glued, screwed and secured by the pin channel.
- Height adjustable. Patented one-piece pin channel provides eight different bed deck heights with tool-free adjustment.
- One-piece metal side rail for strength and finished look.
- Beds can bunk and loft without tools. Integrated wood pegs in each post means there is no loose hardware to manage.
- Loft kit stabilizer bar includes an integrated locking device to ensure safe, secure application.
- Guard rails are available and recommended for use in bunked and lofted positions.

statement of line



wood finish - standard



Oak



Natural Maple



Latte



Medium Oak



Chestnut Maple



Cocoa Maple

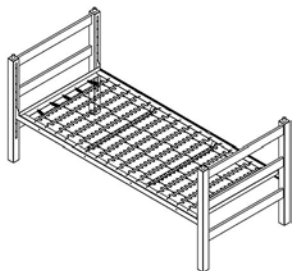


Cinnamon Noche Maple

wood finish - premium

Color Disclaimer

Please order actual material samples for specifying purposes. Color accuracy is not guaranteed with these images.



Breton Bed - Spring Deck
Open Market

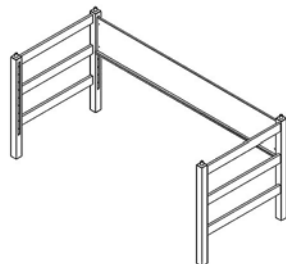
Standard includes:

- Solid hardwood posts and rails
- Species: **K** Oak or **M** Maple
- Standard Finishes
- Integrated pegs for lofting and bunking with no tools
- One piece steel side rails: black
- 8 deck heights with steel pin channel
- Deck: spring or 3-piece wood
- Uses Mattress Sized 36" x 80" - Not Included
- Shipped ready to assemble

Options available:

- Premium Finishes

Part Number	Description	D" x W" x H"
BRBE3S3885-M	BRETON, Bed, Spring Deck, 3 Rail, Uses Mattress Sized 36" x 80" - Not Included	38 x 85 x 38
BRBE3W3885-K	BRETON, Bed, 3-Piece Wood Deck, 3 Rail, Uses Mattress Sized 36" x 80" - Not Included	38 x 85 x 38
BRBE3W3885-M	BRETON, Bed, 3-Piece Wood Deck, 3 Rail, Uses Mattress Sized 36" x 80" - Not Included	38 x 85 x 38



Breton Loft Kit
Open Market

Tip: guard rail and ladder are recommended for use with loft kits. See bed accessories for options.

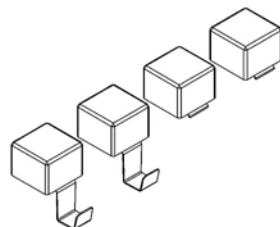
Standard includes:

- Solid hardwood post and rails
- Species: **K** Oak or **M** Maple
- Standard Finishes
- Integrated pegs for lofting with no tools
- Wood or metal decorative stabilizer bar; includes safety locking device
- Shipped ready to assemble

Options available:

- Premium Finishes

Part Number	Description	D" x W" x H"
BRLF3M3885-K	BRETON, Loft Kit, 3 Rail, Metal Stabilizer Rail	38 x 85 x 38
BRLF3M3885-M	BRETON, Loft Kit, 3 Rail, Metal Stabilizer Rail	38 x 85 x 38
BRLF3R3885-K	BRETON, Loft Kit, 3 Rail, Wood Stabilizer Rail	38 x 85 x 38
BRLF3R3885-M	BRETON, Loft Kit, 3 Rail, Wood Stabilizer Rail	38 x 85 x 38



Breton Cap Kit
Open Market

Standard includes:

- Solid wood
- Species: **K** Oak or **M** Maple
- 2 plain caps and 2 caps with metal hooks

Part Number	Description	D" x W" x H"
BRCK1X0202-K	BRETON, Cap Kit, 2 With Hooks, 2 Plain	2 x 2 x 2
BRCK1X0202-M	BRETON, Cap Kit, 2 With Hooks, 2 Plain	2 x 2 x 2

Student-inspired furniture designed to maximize storage, support technology and provide an at-home, contemporary look.

Essix
Room Solutions





features

- Material options: choose from hardwood veneer plywood or laminate with engineered wood core.
- Dovetail or dowel drawer box construction with removable drawer front, waterproof vinyl bottom and open to 3/4 of its depth.
- Contemporary design. Clean, crisp lines and metal accents create a modern aesthetic that students love.
- Multi-functional desk. Removable drawer can be repositioned to support right- or left-hand applications; pull-out shelf provides additional space for materials; large work surface supports collaboration and technology.
- Bed is height-adjustable and can be bunked or lofted without tools. Integrated coupler at every post assures a secure connection with no loose hardware to manage.
- Integrated power in desk surface provides easy access right where it's needed.

statement of line



wood finish - standard



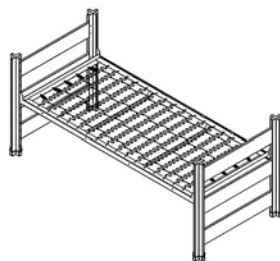
wood finish - premium

laminite finish - standard



Color Disclaimer

Please order actual material samples for specifying purposes. Color accuracy is not guaranteed with these images.

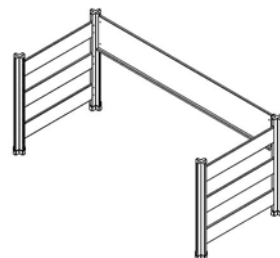


Essix Bed
Open Market

Standard includes:

- Extruded aluminum posts
- Veneer plywood or laminate rails with matching PVC edge band
- Material: **Y** Veneer Plywood or **L** Laminate
- Integrated couplers for bunking and lofting with no tools: black plastic
- One-piece steel side rails: black
- 11 deck heights with steel pin channel
- Deck: spring or 3-piece wood
- Uses mattress sized 36" x 80" – Not included
- Shipped ready to assemble

Part Number	Description	D" x W" x H"
EXBE3S3885-L	ESSIX, Bed, Dorm XLT, Spring Deck, Uses Mattress Sized 36" x 80" - Not Included	40 x 89 x 39
EXBE3S3885-Y	ESSIX, Bed, Dorm XLT, Spring Deck, 3 Rail, Uses Mattress Sized 36" x 80" - Not Included	40 x 89 x 39
EXBE3W3885-L	ESSIX, Bed, Dorm XLT, 3-Piece Wood Deck, Uses Mattress Sized 36" x 80" - Not Included	40 x 89 x 39
EXBE3W3885-Y	ESSIX, Bed, Dorm XLT, 3-Piece Wood Deck, 3 Rail, Uses Mattress Sized 36" x 80" - Not Included	40 x 89 x 39



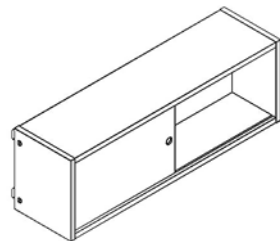
Essix Loft Kit
Open Market

Tip: guard rail and ladder are recommended for use with loft kits. See bed accessories for options.

Standard includes:

- Extruded aluminum posts
- Veneer plywood or laminate rails with matching PVC edge band
- Materials: **Y** Veneer Plywood or **L** Laminate
- Integrated couplers for lofting with no tools: black plastic
- Wood or metal decorative stabilizer bar; includes safety locking device
- Shipped ready to assemble

Part Number	Description	D" x W" x H"
EXLF3M3885-L	ESSIX, Loft Kit, Twin XL, 3 Rail, Inside Channel, Metal Stabilizer Bar	40 x 89 x 38
EXLF3M3885-Y	ESSIX, Loft Kit, Twin XL, 3 Rail, Inside Channel, Metal Stabilizer Bar	40 x 89 x 38
EXLF3R3885-L	ESSIX, Loft Kit, Twin XL, 3 Rail, Inside Channel, Wood Stabilizer Bar	40 x 89 x 38
EXLF3R3885-Y	ESSIX, Loft Kit, Twin XL, 3 Rail, Inside Channel, Wood Stabilizer Bar	40 x 89 x 38



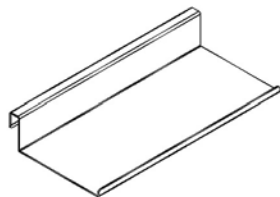
Essix Box Shelf
Open Market

Tip: for use with Twin headboard, only. Shelf sets directly into the pin channel on 36" wide beds.

Standard includes:

- Veneer plywood or laminate with matching PVC edge band
- Door front: white laminate
- Species: **Y** Veneer Plywood or **L** Laminate
- Center divider
- Position anywhere along pin channel
- Shipped assembled

Part Number	Description	D" x W" x H"
EXSHTB37-L	ESSIX, Box Shelf for Dorm XLT Bed	12 x 37 x 10
EXSHTB37-Y	ESSIX, Box Shelf for Dorm XLT Bed	12 x 37 x 10



Essix Clip-on Shelf
Open Market

Standard includes:

- Solid metal with silver color
- Clip anywhere along headboard rails or guard rail

Part Number	Description	D" x W" x H"
EXSHTX18	ESSIX, Clip-On Metal Shelf	9 x 18 x 3

Evolve helps students balance their social and academic needs by providing adaptive, modular pieces that can move with the individual student as their priorities shift throughout the semester.

Evolve

Room Solutions



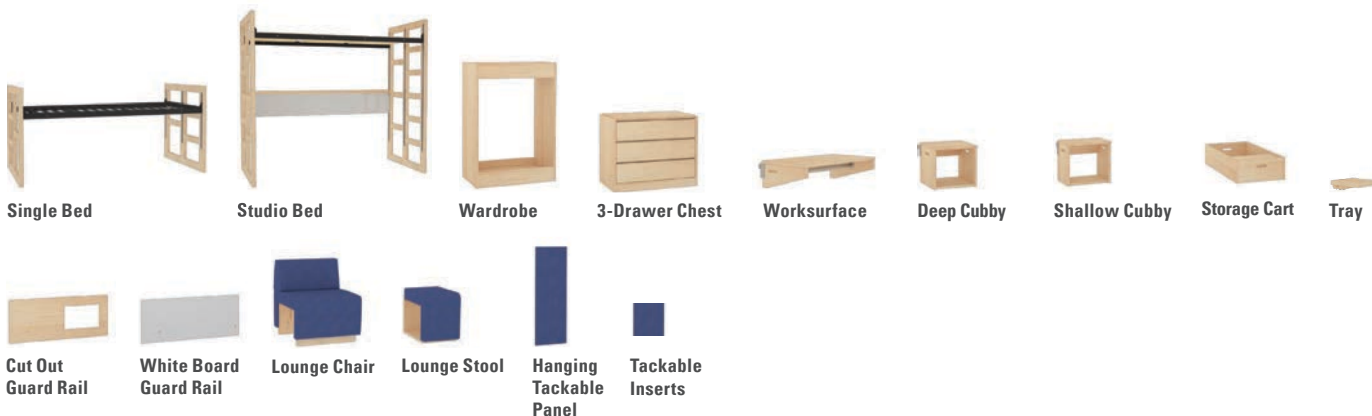
Evolve



features

- Constructed using an exposed multi-ply core with maple or oak veneer.
- Laminate available on worksurface top and 3-drawer chest.
- Height adjustable bed; 7 bed deck heights on the single bed and 19 bed deck heights on the studio bed.
- Deck: spring or 3-piece wood.
- Double sided pin channel to allow the worksurface and cubbies to be placed on either side of the headboard and footboard.
- Studio bed features white board or veneer stabilizer rail which includes a safety locking device.
- 3 drawer chest includes integral pulls and gives students ample storage room. The 3 drawer chest also allows for a stacking wardrobe with an integrated safety clip at rear.
- Evolve consists of innovative furniture pieces that serve multiple functions, are easy to move and reconfigure, gives ample storage and offers students a variety of places to study.
- Adjustable worksurface provides multiple heights and allows a student to move around their room for the best experience. It can also be used as additional wardrobe storage.
- Optional hanging bar and pencil tray can be added to the worksurface for a fully functional unit.
- Additional modular pieces such as the cubbies, storage cart and tray give the student not only more storage, but also more versatility in their space.
- Tackable inserts add privacy and personalization to the Evolve bed system.
- Lounge chair and stool add a comfortable place to relax while keeping the same aesthetics of the bed furniture.

statement of line



wood finish - standard




Oak



Natural Maple



Medium Oak



Chestnut Maple



Cocoa Maple



Cinnamon Noche Maple

wood finish - premium


laminate finish - standard




Oak




Natural Maple




Medium Oak



Chestnut Maple



Cocoa Maple



Cinnamon Noche Maple

laminate finish - premium

Color Disclaimer

Please order actual material samples for specifying purposes. Color accuracy is not guaranteed with these images.



Open Market

Standard includes:

- Veneer Plywood with exposed edges in Oak or Maple
- 19 bed deck heights with silver powder coated steel pin channel
- White board or veneer stabilizer rail; includes safety locking device
- Deck: spring or 3-piece wood
- Uses Mattress Sized 36" x 80" – Not Included
- Standard Finishes
- Shipped ready to assemble

Options available:

- Premium Finishes

Part Number	Description	D" x W" x H"
EVSLS3983-Y	EVOLVE, Studio Loft Bed, Spring Deck, White Board Wood Stabilizer, Uses Mattress Sized 36" x 80" - Not Included	39 x 83 x 73
EVSLSW3983-Y	EVOLVE, Studio Loft Bed, Spring Deck, Veneer Stabilizer, Uses Mattress Sized 36" x 80" - Not Included	39 x 83 x 73
EVSLW3983-Y	EVOLVE, Studio Loft Bed, Wood Deck, White Board Wood Stabilizer, Uses Mattress Sized 36" x 80" - Not Included	39 x 83 x 73
EVSLWW3983-Y	EVOLVE, Studio Loft Bed, Wood Deck, Veneer Stabilizer, Uses Mattress Sized 36" x 80" - Not Included	39 x 83 x 73



Open Market

Standard includes:

- Veneer Plywood with exposed edges in Oak or Maple
- 7 bed deck heights with silver powder coated steel pin channel
- Deck: spring or 3-piece wood
- Uses Mattress Sized 36" x 80" – Not Included
- Standard Finishes
- Shipped ready to assemble

Options available:

- Premium Finishes

Part Number	Description	D" x W" x H"
EVLS3983-Y	EVOLVE, Single Bed, Spring Deck, Uses Mattress Sized 36" x 80" - Not Included	39 x 83 x 38
EVLBW3983-Y	EVOLVE, Single Bed, Wood Deck, Uses Mattress Sized 36" x 80" - Not Included	39 x 83 x 38



Open Market

Standard includes:

- Veneer plywood with exposed edges in Oak or Maple
- Hanging bar: silver
- Stacks on 3-drawer chest or can be a stand alone unit
- Integrated safety connector clip
- Standard finishes
- Shipped assembled

Options available:

- Premium Finishes
- 1/4" Inside diameter inserts on sides to allow users to mount own accessories

Part Number	Description	D" x W" x H"
EVWA036-Y	EVOLVE, Wardrobe	20 x 36 x 45



Open Market

Standard includes:

- Case: veneer plywood or laminate with matching PVC edge band
- Top: HPL with matching PVC edge band
- Oak or Maple finishes
- Integrated pulls
- 3/4 extension epoxy coated slides
- Chests can stack 2 high
- Wardrobe unit can stack on chest
- Integrated safety connector clip
- Standard finishes
- Handhold cutouts for ease of movement
- Shipped assembled

Options available:

- Premium Finishes
- Ball bearing slides

Part Number	Description	D" x W" x H"
EVDR3X36-L	EVOLVE, Chest, 3-Drawer, Laminate	20 x 36 x 29
EVDR3X36-Y	EVOLVE, Chest, 3-Drawer, Veneer Plywood	20 x 36 x 29



Open Market

Standard includes:

- Worksurface: laminate with matching PVC edge band
- Veneer plywood with exposed edges sides in Oak or Maple
- Standard finishes
- Silver finish hanging brackets
- Handhold cutouts for ease of movement
- Shipped assembled

Options available:

- Hanging bar: silver
- Pencil shelf: silver

Part Number	Description	D" x W" x H"
EVWADE3720-Y	EVOLVE, Worksurface	20 x 36 x 9



Open Market

Standard includes:

- Veneer Plywood with exposed edges in Oak or Maple
- Silver finish hanging brackets
- Handhold cutouts for ease of movement
- Shipped assembled

Part Number	Description	D" x W" x H"
EVDC1816-Y	EVOLVE, Deep Cubby	14 x 18 x 16
EVSC1816-Y	EVOLVE, Shallow Cubby	10 x 18 x 16



Open Market

Standard includes:

- Veneer plywood with exposed edges in Oak or Maple
- Standard finishes
- Handhold cutouts for ease of movement
- Fit 4 side by side under bed
- 2 Casters, 2 glides; casters in back for ease of movement
- Shipped assembled

Options available:

- Premium Finishes

Part Number	Description	D" x W" x H"
EVCA3620-Y	EVOLVE, Storage Cart	36 x 20 x 8



Open Market

Standard includes:

- Veneer Plywood with exposed edges in Oak or Maple
- Silver finish 16 gauge support bracket
- Shipped assembled

Part Number	Description	D" x W" x H"
EVTR914-Y	EVOLVE, Tray, 9" X 14"	9 x 14 x 3



Open Market

Standard includes:

- 3/4" Veneer plywood with exposed edges in Oak or Maple or white board with matching 3mm white edge band
- Clips on for attachment to bed side rails
- Shipped assembled

Part Number	Description	D" x W" x H"
ABGRTB3983-Y	GUARD RAIL, Plywood with Rectangle Cutout, Clip-On	1 × 39 × 16
ABGRWB3983	GUARD RAIL, White Board, Clip-On	1 × 39 × 16



Open Market

COM yardage: 3.5 Lounge Chair, 2 Lounge Stool

Standard includes:

- Fully upholstered with value grade fabric
- Veneer plywood base with exposed edges in Oak or Maple
- Standard finishes
- Clear plastic glides
- Shipped assembled

Options available:

- Grade 3 fabric and above, please call for pricing
- For Customer's Own Material (COM), add the total cost of fabric to Grade 1 Price Group

Part Number	Description	D" x W" x H"
EVLC2926-Y	EVOLVE, Lounge Chair	29 × 26 × 31
EVLS2926-Y	EVOLVE, Lounge Stool	18 × 14 × 22



Open Market

Standard includes:

- Tackable surfaces
- Choice of select fabrics
- Shipped assembled

Part Number	Description	D" x W" x H"
EVHTP4515	EVOLVE, Hanging Tackable Panel	1 × 15 × 45
EVITP1515	EVOLVE, Large Tackable Insert	1 × 15 × 15
EVITP915	EVOLVE, Small Tackable Insert	1 × 15 × 9

A value solution that combines durable construction with limited aesthetic options.

Griffin
Room Solutions



Griffin Bed



features

- Solid hardwood post and rails.
- Mortise and tenon construction to secure headboard rails to posts.
- Height adjustable. Pin channel allows bed deck to be supported at eleven different heights without tools.
- Beds can bunked and lofted without tools. Utilizes steel pins, inserted into the top of each post.
- Bed can be flipped to provide two different aesthetics.
- Guard rails are available and recommended for use in bunked and lofted positions.
- Height adjustable ladder available for bunked or lofted heights.
- Available in black finish.

statement of line



Twin Bed

Twin Bed,
Bunked

Twin Bed,
Lofted

wood finish



Black

Color Disclaimer

Please order actual material samples for specifying purposes. Color accuracy is not guaranteed with these images.



Griffin Bed
Open Market

Standard includes:

- Solid hardwood posts and rails
- Finish: Only available in black
- 2 steel pins for lofting and bunking with no tools
- Steel side rails: black
- 11 deck heights with steel pin channel
- Deck: spring
- Uses Mattress Sized 36" x 80" – Not Included
- Shipped ready to assemble

Part Number	Description	D" x W" x H"
GFBE3S3885-X	GRIFFIN, Bed, Spring Deck, Black Finish, Uses Mattress Sized 36" x 80" - Not Included	38 x 85 x 36

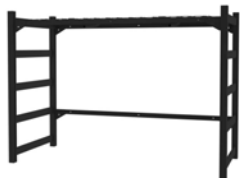


Open Market

Standard includes:

- Solid hardwood post and rails
- Finish: Only available in black
- 2 steel pins for lofting with no tools
- Metal stabilizer bars (2)
- Shipped ready to assemble

Part Number	Description	D" x W" x H"
GFLF3M3885-X	GRIFFIN, Loft Kit, Metal Stabilizer, Black Finish	38 x 85 x 36



Open Market

Standard includes:

- Solid hardwood posts and rails
- Finish: Only available in black
- One metal stabilizer rail
- Steel side rails: black
- Deck: spring
- Uses mattress sized 36" x 80" – Not Included
- Shipped ready to assemble

Part Number	Description	D" x W" x H"
GFBE5S3885-X	GRIFFIN, Bed, Medium Loft 60", 5-rail, Spring Deck, Black Finish, Metal Stabilizer, Fits 36 x 80 Mattress	38 x 85 x 60



Open Market
Tip: Only used with Griffin or Solo Beds

Standard includes:

- Steel; black finish
- No tools required for attachment to side rails

Part Number	Description	D" x W" x H"
GFGR1X151-X	GRIFFIN, Guard Rail, Metal, Black	1 x 51 x 16



- Standard includes:**
- Steel; black finish
 - Height adjustable for multiple height bunk or loft
 - Tools required for height adjustment
 - Shipped ready to assemble

Part Number	Description	D" x W" x H"
GFLD1X1414-X	GRIFFIN, Ladder, Metal, Black	14 x 14 x 51

Open Market
Tip: Used only with Griffin or Solo Beds


The simple, clean lines and mixed materials of Maxwell combine to create a timeless, contemporary aesthetic. Maxwell can be tailored to meet just the right look with choice in base style, pulls and finish.

Maxwell

Room Solutions



Maxwell



features

- Beautiful mix of wood and metal materials create a contemporary, yet classic solution.
- Open style base offers a lighter scale aesthetic and a more residential look and feel. Wood or steel base for two distinctive looks.
- Designed to meet the needs of the most demanding environments. Crafted using 1" hardwood veneer plywood sides with $\frac{3}{4}$ " back panel.
- Steel accents and 3 different pulls are available in silver finish.
- 2 bed solutions – adjustable height and on-the-floor to support a wide range of applications. Maxwell beds are designed to blend with our other casegood solutions as well.
- Integrated power in desk surface provides easy access right where it's needed.

statement of line



Twin Bed, ADJ

Twin Bed, Bunked, ADJ

Twin Bed, Lofted, ADJ

Twin/Full Bed, Steel Posts

Twin/Full Bed, Wood Posts

Twin/Full Bed, Steel Headboard, Steel Posts

Wardrobe



3-Drawer Chest



6-Drawer Chest



Desk



Desk w/ Pedestal



Nightstand



Pedestal



Single Drawer Stacker

base style



Silver Steel Frame



Wood

pull style



Integral



Round



Linear

wood finish - standard




Oak



Natural Maple



Medium Oak



Chestnut Maple



Cocoa Maple



Cinnamon Noche Maple

wood finish - premium

laminite finish - standard



Oak



Natural Maple



Latte



Medium Oak



Chestnut Maple



Cocoa Maple



Cinnamon Noche Maple

laminite finish - premium

Color Disclaimer

Please order actual material samples for specifying purposes. Color accuracy is not guaranteed with these images.



Maxwell Bed
Open Market

- Standard includes:**
- Solid hardwood posts, steel rails
 - Steel rails: silver powder coat
 - 2 steel pins for lofting and bunking with no tools
 - One piece steel side rails: black
 - 11 deck heights with steel pin channel
 - Deck: spring or 3-piece wood
 - Uses Mattress Sized 36" x 80" – Not Included
 - Shipped ready to assemble

Part Number	Description	D" x W" x H"
MXBE3S3885-YS	MAXWELL, Bed, Spring Deck, 3 Rail, Steel Frame, Silver, Uses Mattress Sized 36" x 80"	38 x 85 x 37
MXBE3W3885-YS	MAXWELL, Bed, 3-Piece Wood Deck, 3 Rail, Steel Frame, Silver, Uses Mattress Sized 36" x 80"	38 x 85 x 37



Maxwell Loft Kit w/ Wood Stabilizer Bar
Open Market

- Standard includes:**
- Solid hardwood posts, steel rails
 - Steel rails: silver powder coat
 - 2 steel pins for lofting with no tools
 - Wood or metal stabilizer bar; includes safety locking device; a decorative rail that bolts on is available
 - Shipped ready to assemble

Part Number	Description	D" x W" x H"
MXLF3M3885-YS	MAXWELL, Loft Kit, 3 Rail, Metal Stabilizer Bar, Silver	38 x 85 x 37
MXLF3W3885-YS	MAXWELL, Loft Kit, 3 Rail, Wood Stabilizer Bar, Silver	38 x 85 x 37

Tip: guard rail and ladder are recommended for use with loft kits. See accessories for options.

Simple, dependable, affordable. Solo offers a contemporary look and design flexibility through choice of pulls.

Solo

Room Solutions



Solo



features

- Veneer on plywood core or laminate.
- Glue and dowel construction.
- Pedestal desks & chests have a single sided white vinyl back. 2-door wardrobes & interior shelves have a white melamine back.
- Standard depth is 24"d. Select products are available in 20"d.
- Change the look with choice of three pulls: half-moon, integral or aluminum bar pull.
- Integrated desk-height power provides convenient power access.

statement of line



pull styles




wood finish - standard




Oak




Natural Maple




Medium Oak



Chestnut Maple



Cocoa Maple



Cinnamon Noche Maple

wood finish - premium

laminate finish - standard



Oak



Natural Maple



Latte



Medium Oak



Chestnut Maple



Cocoa Maple

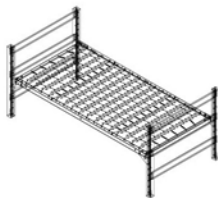


Cinnamon Noche Maple

laminate finish - premium

Color Disclaimer

Please order actual material samples for specifying purposes. Color accuracy is not guaranteed with these images.



GSA Approved | 71-204

Standard includes:

- Species: **K** Oak or **M** Maple
- 2 steel pins for bunking with no tools
- Steel side rails: black
- 11 deck heights with steel pin channel
- Deck: spring
- Tested and approved for GSA bunkable bed use
- Shipped ready to assemble

Part Number	Description	D" x W" x H"
SOBE3S3986-K	SOLO, Bed, Spring Deck, Uses Mattress Sized 36" x 80" - Not Included	39 x 86 x 36
SOBE3S3986-M	SOLO, Bed, Spring Deck, Uses Mattress Sized 36" x 80" - Not Included	39 x 86 x 36
SOBE3S4286-K	SOLO, Bed, Spring Deck, Uses Mattress Sized 39" x 80" - Not Included	42 x 86 x 36
SOBE3S4286-M	SOLO, Bed, Spring Deck, Uses Mattress Sized 39" x 80" - Not Included	42 x 86 x 36

A consistent performer with solid hardwood and mortise and tenon construction. It's simple to adjust, loft and bunk and requires no tools.

Tool Free Bed

Room Solutions



Tool Free Bed



features

- Solid hardwood post and rails.
- Mortise and tenon construction to secure headboard rails to posts.
- Height adjustable Patented one-piece pin channel allows bed deck to be supported at eleven different heights without tools.
- One-piece metal side rail for strength and finished look.
- Beds can bunk and loft without tools. Utilizes steel pins, inserted into the top of each post.
- Loft kit stabilizer bar includes an integrated locking device to ensure safe, secure application.
- Bed can be flipped to provide two different aesthetics.
- Medium Loft Bed has taller headboards. It can be adjusted to eleven different bed deck heights, including a lofted position.

statement of line



Twin Bed

Twin Bed,
Bunked

Twin Bed,
Lofted

Twin Bed,
Medium Loft

wood finish - standard




Oak



Natural Maple



Latte



Medium Oak



Chestnut Maple



Cocoa Maple

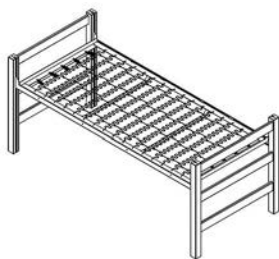


Cinnamon Noche Maple

wood finish - premium

Color Disclaimer

Please order actual material samples for specifying purposes. Color accuracy is not guaranteed with these images.



Tool Free Bed
Open Market

Standard includes:

- Solid hardwood posts and rails
- Species: **K** Oak or **M** Maple
- Standard Finishes
- 2 steel pins for lofting and bunking with no tools
- One piece steel side rails: black
- 11 deck heights with steel pin channel
- Deck: spring, 1- or 3-piece wood
- Uses Mattress Sized 36" x 80" – Not Included
- Shipped ready to assemble

Options available:

- Premium Finishes

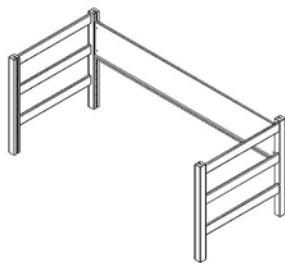
Part Number	Description	D" x W" x H"
TFBE3D3885-K	TOOL FREE, Bed, 1-Piece Deck, 3 Rail, Uses Mattress Sized 36" x 80" - Not Included	38 x 85 x 37
TFBE3D3885-M	TOOL FREE, Bed, 1-Piece Deck, 3 Rail, Uses Mattress Sized 36" x 80" - Not Included	38 x 85 x 37
TFBE3S3885-K	TOOL FREE, Bed, Spring Deck, 3 Rail, Uses Mattress Sized 36" x 80" - Not Included	38 x 85 x 37
TFBE3S3885-M	TOOL FREE, Bed, Spring Deck, 3 Rail, Uses Mattress Sized 36" x 80" - Not Included	38 x 85 x 37
TFBE3S4085-K	TOOL FREE, Bed, Spring Deck, 3 Rail, Uses Mattress Sized 39" x 80" - Not Included	41 x 85 x 37
TFBE3S4085-M	TOOL FREE, Bed, Spring Deck, 3 Rail, Uses Mattress Sized 39" x 80" - Not Included	41 x 85 x 37
TFBE3W3885-K	TOOL FREE, Bed, 3-Piece Deck, 3 Rail, Uses Mattress Sized 36" x 80" - Not Included	38 x 85 x 37
TFBE3W3885-M	TOOL FREE, Bed, 3-Piece Deck, 3 Rail, Uses Mattress Sized 36" x 80" - Not Included	38 x 85 x 37
TFBE3W4085-K	TOOL FREE BED, 3-Piece deck, Uses Mattress Sized 39" x 80" - Not Included	41 x 85 x 37
TFBE3W4085-M	TOOL FREE, Bed, 3-Piece Deck, 3 Rail, Uses Mattress Sized 39" x 80" - Not Included	41 x 85 x 37



Tool Free Bed - 3-Piece Deck
 Open Market

- Standard includes:**
- Solid hardwood posts and rails
 - Species: **K** Oak or **M** Maple
 - One piece steel side rails: black
 - 19 deck heights with steel pin channel
 - Deck: spring or 3-piece wood
 - Uses Mattress Sized 36" × 80" – Not Included
 - Shipped ready to assemble
 - Not intended to work with lofting kit
- Options available:**
- Premium Finishes

Part Number	Description	D" x W" x H"
TFBE5S3885-K	TOOL FREE, Bed, Spring Deck, 5 Rail, Medium Loft 60"H with Metal Stabilizer , Uses Mattress Sized 36" x 80" - Not Included	38 × 85 × 60
TFBE5S3885-M	TOOL FREE, Bed, Spring Deck, 5 Rail, Medium Loft 60"H with Metal Stabilizer , Uses Mattress Sized 36" x 80" - Not Included	38 × 85 × 60
TFBE5W3885-K	TOOL FREE, Bed, 3-Piece Deck, 5 Rail, Medium Loft 60"H with Metal Stabilizer , Uses Mattress Sized 36" x 80" - Not Included	38 × 85 × 60
TFBE5W3885-M	TOOL FREE, Bed, 3-Piece Deck, 5 Rail, Medium Loft 60"H with Metal Stabilizer , Uses Mattress Sized 36" x 80" - Not Included	38 × 85 × 60



Tool Free Loft Kit
Open Market

Tip: guard rail and ladder are recommended for use with loft kits. See bed accessories for options.

Standard includes:

- Solid hardwood post and rails
- Species: **K** Oak or **M** Maple
- Standard Finishes
- 2 steel pins for lofting with no tools
- Wood or metal stabilizer bar; includes safety locking device; a decorative rail that bolts on is available
- Shipped ready to assemble

Options available:

- Premium Finishes

Part Number	Description	D" x W" x H"
TFLF3M3885-K	TOOL FREE, Loft Kit, 3 Rail, Metal Stabilizer Rail, For Use with Adjustable Bed Sized 38"x85"x37"	38 x 85 x 37
TFLF3M3885-M	TOOL FREE, Loft Kit, 3 Rail, Metal Stabilizer Rail, For Use with Adjustable Bed Sized 38" x 85" x 37"	38 x 85 x 37
TFLF3M4085-K	TOOL FREE, Loft Kit, 3 Rail, Metal Stabilizer Bar, For Use with Adjustable Bed Sized 41"x85"x37"	41 x 85 x 37
TFLF3M4085-M	TOOL FREE, Loft Kit, 3 Rail, Metal Stabilizer Bar, For Use with Adjustable Bed Sized 41"x85"x37"	41 x 85 x 37
TFLF3R3885-K	TOOL FREE, Loft Kit, 3 Rail, Wood Stabilizer Rail, For Use with Adjustable Bed Sized 38" x 85" x 37"	38 x 85 x 37
TFLF3R3885-M	TOOL FREE, Loft Kit, 3 Rail, Wood Stabilizer Rail, For Use with Adjustable Bed Sized 38" x 85" x 37"	38 x 85 x 37
TFLF3R4085-K	TOOL FREE, Loft Kit, 3 Rail, Wood Stabilizer Bar, For Use with Adjustable Bed Sized 41" x 85" x 37"	41 x 85 x 37
TFLF3R4085-M	TOOL FREE, Loft Kit, 3 Rail, Wood Stabilizer Bar, For Use with Adjustable Bed Sized 41"x85"x37"	41 x 85 x 37



Adjustable Beds Ladder
Open Market

For use with bolt-on decorative rails on Breton, Essix, Maxwell and Tool Free adjustable beds.

Standard includes:

- Solid wood in **K** Oak or **M** Maple
- Plastic Coated Hook
- Two heights available for varying loft heights
- Can be used on the Breton, Essix, Maxwell and Tool Free adjustable beds

Part Number	Description	D" x W" x H"
TFLD1X414-K	LADDER, For Use With Bolt-On Decorative Rails, Plastic Coated Hook	4 x 14 x 76
TFLD1X414-M	LADDER, For Use With Bolt-On Decorative Rails, Plastic Coated Hook	4 x 14 x 76
TFLD3X414-K	LADDER, For Use With Bolt-On Decorative Rails, Plastic Coated Hook	4 x 14 x 64
TFLD3X414-M	LADDER, For Use With Bolt-On Decorative Rails, Plastic Coated Hook	4 x 14 x 64



Adjustable Beds Bolt-on Decorative Rail
Open Market

Tip: Breton, Essix, Maxwell and Tool Free can mix and match decorative and guard rails.

Standard includes:

- Veneer plywood with edge banding in **K** Oak or **M** Maple
- Recommended for use with **TFLD1X414** Ladder for adjustable beds
- Bolt-on, attachment hardware included
- Can be used on the Breton, Essix, Maxwell and Tool Free adjustable beds

Part Number	Description	D" x W" x H"
TFDL1X180-K	DECORATIVE RAIL, Straight Design, Bolt-On	1 x 80 x 4
TFDL1X180-M	DECORATIVE RAIL, Straight Design, Bolt-On	1 x 80 x 4



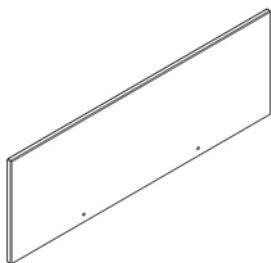
Hook-On Guard Rail For Breton and Tool Free
Open Market

Breton, Essix, Maxwell and Tool Free can mix and match decorative and guard rails.

Standard includes:

- Laminate with matching vinyl edge band
- Bolts on, attachment hardware included
- Designed to be used with **EXGR2X146-L** Bolt-on Guard Rail
- Can be used on the Breton, Essix, Maxwell and Tool Free adjustable beds

Part Number	Description	D" x W" x H"
EXDL2X180-L	DECORATIVE RAIL, Bolt-On, Laminate	1 x 80 x 6
SOGRI1X6019-Y	GUARD RAIL, Hook-on Over Bed End Rails	1 x 82 x 4



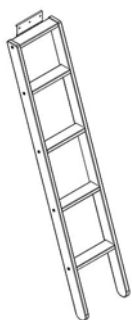
Adjustable Beds Bolt On Guard Rail
Open Market

Tip: Breton, Essix, Maxwell, Solo and Tool Free can mix and match decorative and guard rails.

Standard includes:

- Laminate with matching PVC edge band
- Bolts on, attachment hardware included
- Can be used on the Breton, Essix, Maxwell, Solo and Tool Free adjustable beds

Part Number	Description	D" x W" x H"
EXGR2X146-L	GUARD RAIL, Bolt-On, Laminate	1 x 46 x 16



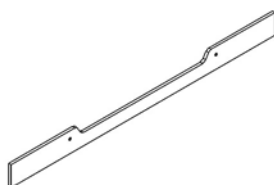
Adjustable Beds Ladder
Open Market

Tip: Can be used with Breton, Essix, Maxwell and Tool Free. For use with clip-on decorative and guard rails.

Standard includes:

- Veneer Plywood with exposed edges in **K** Oak or **M** Maple
- Recommended for use with clip-on Guard or Decorative Rails
- Hinged to accommodate different heights
- Can be used on the Breton, Essix, Maxwell and Tool Free adjustable beds

Part Number	Description	D" x W" x H"
GBLD1X144-K	LADDER, For Adjustable Beds, For Use with Clip-on Guard or Decorative Rails	4 x 14 x 70
GBLD1X144-M	LADDER, For Adjustable Beds, For Use with Clip-on Guard or Decorative Rails	4 x 14 x 70



Adjustable Beds Clip-on Decorative Rail
Open Market

Tip: Breton, Essix, Maxwell and Tool Free can mix and match decorative and guard rails.

Standard includes:

- Veneer plywood with exposed edges in Oak or Maple
- Clips on for attachment to side rails
- Recommended for use with **GBLD1X144** Ladder for adjustable beds
- Can be used on the Breton, Essix, Maxwell and Tool Free adjustable beds

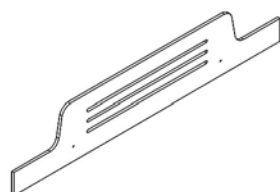
Part Number	Description	D" x W" x H"
EXDL1X180-Y	DECORATIVE RAIL, Contoured Center, Clip-on	1 x 80 x 6



Adjustable Beds Clip-on Decorative Rail
Open Market
Tip: Breton, Essix, Maxwell and Tool Free can mix and match decorative and guard rails.

- Standard includes:**
- Veneer plywood with exposed edges in **K** Oak or **M** Maple
 - Recommended for use with **GBLD1X144** Ladder for adjustable beds
 - Clips on for attachment to side rails
 - Can be used on the Breton, Essix, Maxwell and Tool Free adjustable beds

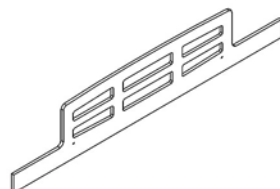
Part Number	Description	D" x W" x H"
GBDL1X180-K	DECORATIVE RAIL, Straight Design, Clip-on	1 x 80 x 5
GBDL1X180-M	DECORATIVE RAIL, Staright Design, Clip-on	1 x 80 x 5



Adjustable Beds Clip-on Guard Rail
Open Market
Tip: Breton, Essix, Maxwell and Tool Free can mix and match decorative and guard rails.

- Standard includes:**
- Veneer plywood with exposed edges in Oak or Maple
 - Recommended for use with **GBLD1X144** Ladder for adjustable beds
 - Clips on for attachment to side rails
 - Can be used on the Breton, Essix, Maxwell and Tool Free adjustable beds

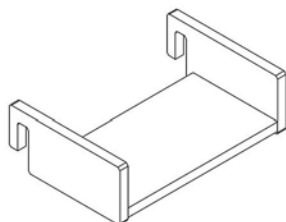
Part Number	Description	D" x W" x H"
EXGR1X180-Y	GUARD RAIL, Horizontal Slats, Clip-on	1 x 80 x 16



Adjustable Beds Clip-on Guard Rail
Open Market
Tip: Breton, Essix, Maxwell, and Tool Free can mix and match decorative and guard rails.

- Standard includes:**
- Veneer plywood with exposed edges in **K** Oak or **M** Maple
 - Recommended for use with **GBLD1X144** Ladder for adjustable beds
 - Clips on for attachment to side rails
 - Can be used on the Breton, Essix, Maxwell and Tool Free adjustable beds

Part Number	Description	D" x W" x H"
GBGR1X180-K	GUARD RAIL, Rectangular Cutouts, Clip-on	1 x 80 x 16
GBGR1X180-M	GUARD RAIL, Rectangular Cutouts, Clip-on	1 x 80 x 16



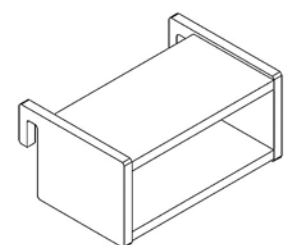
Talon Shelf
Open Market

Tip: Can be used on Breton, Essix and Tool Free.

Standard includes:

- Laminated veneer exposed plywood panels
- Species: **K** Oak or **M** Maple
- Position anywhere along headboard and guard rail
- Can be used on the Breton, Essix and Tool Free adjustable beds
- Not to be used on Maxwell adjustable bed

Part Number	Description	D" x W" x H"
TNSHTX815-K	TALON, Shelf, 15"	10 x 15 x 5
TNSHTX815-M	TALON, Shelf, 15"	10 x 15 x 5
TNSHTX823-K	TALON, Shelf, 23"	10 x 23 x 5
TNSHTX823-M	TALON, Shelf, 23"	10 x 23 x 5



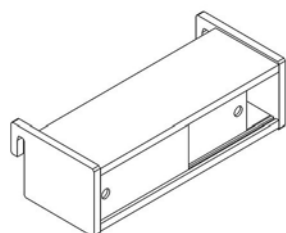
Talon Box Shelf
Open Market

Tip: Can be used on Breton, Essix and Tool Free.

Standard includes:

- Laminated veneer exposed plywood panels
- Species: **K** Oak or **M** Maple
- Position anywhere along headboard and guard rail
- Can be used on the Breton, Essix and Tool Free adjustable beds
- Not to be used on Maxwell adjustable bed

Part Number	Description	D" x W" x H"
TNSHTB815-K	TALON, Box Shelf, 15"	10 x 15 x 7
TNSHTB815-M	TALON, Box Shelf, 15"	10 x 15 x 7
TNSHTB823-K	TALON, Box Shelf, 23"	10 x 23 x 7
TNSHTB823-M	TALON, Box Shelf, 23"	10 x 23 x 7



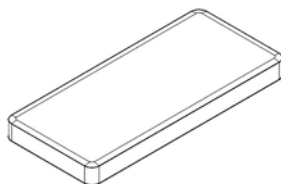
Talon Box Shelf with Sliding Doors
Open Market

Tip: Can be used on Breton, Essix and Tool Free.

Standard includes:

- Laminated veneer exposed plywood panels
- Door front: white laminate
- Species: **K** Oak or **M** Maple
- Position anywhere along headboard and guard rail
- Can be used on the Breton, Essix and Tool Free adjustable beds
- Not to be used on Maxwell adjustable bed

Part Number	Description	D" x W" x H"
TNSHTS823-K	TALON, Box Shelf, Sliding Doors	10 x 23 x 7
TNSHTS823-M	TALON, Box Shelf, Sliding Doors	10 x 23 x 7

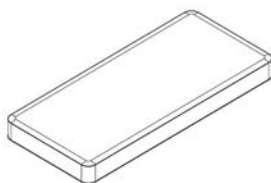


GSA Approved | 71-204
Standard Dorm Nylon Mattress

Standard includes:

- Blue 210 denier nylon cover
- Kevlar stitching
- Border: matching tick with FR fiber and cloth tape
- Meets 2007 FR Law 1633

Part Number	Description	D" x W" x H"
MTMANX7539	Mattress, Blue Nylon, Twin Size 39x75	75 x 39 x 8
MTMANX7554	Mattress, Blue Nylon, Full Size 54x75	75 x 54 x 8
MTMANX8036	Mattress, Blue Nylon, Dorm Twin XL 36x80	80 x 36 x 8
MTMANX8039	Mattress, Blue Nylon, Twin XL 39x80	80 x 39 x 8
MTMANX8054	Mattress, Blue Nylon, Full XL Size 54x80	80 x 54 x 8

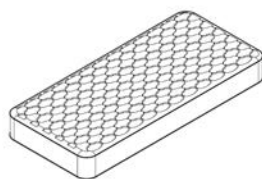


GSA Approved | 71-204
Standard Dorm Inverted Nylon Mattress

Standard includes:

- Blue 210 denier nylon cover
- Inverted seam
- Kevlar stitching
- Border: matching tick with FR fiber and cloth tape
- Meets 2007 FR Law 1633

Part Number	Description	D" x W" x H"
MTNYVS3675	Mattress, Blue Nylon, Inverted Seam, Dorm Twin 36x75	75 x 36 x 9
MTNYVS3680	Mattress, Blue Nylon, Inverted Seam, Dorm Twin XL 36x80	80 x 36 x 9
MTNYVS3875	Mattress, Blue Nylon, Inverted Seam, Twin Size 38x75	75 x 38 x 9
MTNYVS3880	Mattress, Blue Nylon, Inverted Seam, Twin XL 38x80	80 x 38 x 9
MTNYVS5375	Mattress, Blue Nylon, Inverted Seam, Full Size 54x75	75 x 54 x 9
MTNYVS5380	Mattress, Blue Nylon, Inverted Seam, Full XL Size 54x80	80 x 54 x 9

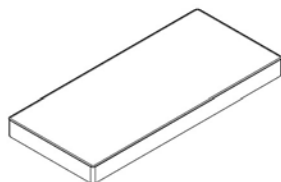


GSA Approved | 71-204
Standard Dorm Quilted Mattress

Standard includes:

- Quilt: tightly weaved Damask, with a natural Fire Retardant Barrier
- Upholstery: 2 Layers of 7/8" Polyurethane foam of 1.4 Density with 32 ILD
- Border: Matching Dark blue Damask multi-needle quilted to Fire Retardant Barrier
- Meets 2007 FR Law 1633

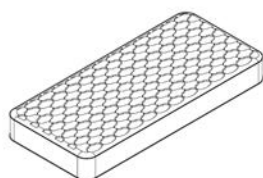
Part Number	Description	D" x W" x H"
MTMAQX7539	Mattress, Quilted, Twin Size 39x75	75 x 39 x 8
MTMAQX7554	Mattress, Quilted, Full Size 54x75	75 x 54 x 8
MTMAQX8036	Mattress, Quilted, Dorm Twin XL 36x80	80 x 36 x 8
MTMAQX8039	Mattress, Quilted, Twin XL 39x80	80 x 39 x 8
MTMAQX8054	Mattress, Quilted, Full XL Size 54x80	80 x 54 x 8
MTMAQX8060	Mattress, Quilted, Queen Size 60x80	80 x 60 x 8



GSA Approved | 71-204

Tip: Box Spring to be used with standard nylon and quilted dorm mattresses

Part Number	Description	D" x W" x H"
MTBXSP7539	Boxsprings, Twin, 39x75	75 x 39 x 8
MTBXSP7554	Boxsprings, Full, 54x75	75 x 54 x 8
MTBXSP8036	Boxspring, Dorm XLT, 36x80	80 x 36 x 8
MTBXSP8039	Boxsprings, Twin XL, 39x80	80 x 39 x 8
MTBXSP8054	Boxsprings, Full XL, 54x80	80 x 54 x 8
MTBXSP8060	Boxsprings, Queen, 60x80	80 x 60 x 8

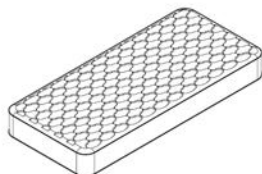


GSA Approved | 71-204

Standard includes:

- Quilt: FR fiber with 1.5" extra firm foam and soft double-knit panels
- 600 Series back supporter 13.75 GA zoned offset coil system
- Zoned wood foundation

Part Number	Description	D" x W" x H"
MTQUCS3680	Mattress, Quilted Chiro Support-2 Sided, Dorm Twin XL 36x80	80 x 36 x 13
MTQUCS3975	Mattress, Quilted Chiro Support-2 Sided, Twin Size 39x75	75 x 39 x 13
MTQUCS3980	Mattress, Quilted Chiro Support-2 Sided, Twin XL 39x80	80 x 39 x 13
MTQUCS5475	Mattress, Quilted Chiro Support-2 Sided, Full Size 54x75	75 x 54 x 13
MTQUCS5480	Mattress, Quilted Chiro Support-2 Sided, Full XL Size 54x80	80 x 54 x 13
MTQUCS6080	Mattress, Quilted Chiro Support-2 Sided, Queen Size 60x80	80 x 60 x 13
MTQUCS7680	Mattress, Quilted Chiro Support-2 Sided, King Size 76x80	80 x 76 x 13

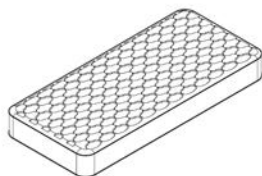


GSA Approved | 71-204

Standard includes:

- Quilt: FR fiber with 2.25" comfort caressable foam and two double-knit panels
- 600 Series back supporter 13.75 GA zoned offset coil system
- Zoned wood foundation

Part Number	Description	D" x W" x H"
MTQUCE3680	Mattress, Quilted Chiro Extreme-2 Sided, Dorm Twin XL 36x80	80 x 36 x 14
MTQUCE3975	Mattress, Quilted Chiro Extreme-2 Sided, Twin Size 39x75	75 x 39 x 14
MTQUCE3980	Mattress, Quilted Chiro Extreme-2 Sided, Twin XL 39x80	80 x 39 x 14
MTQUCE5475	Mattress, Quilted Chiro Extreme-2 Sided, Full Size 54x75	75 x 54 x 14
MTQUCE5480	Mattress, Quilted Chiro Extreme-2 Sided, Full XL Size 54x80	80 x 54 x 14
MTQUCE6080	Mattress, Quilted Chiro Extreme-2 Sided, Queen Size 60x80	80 x 60 x 14
MTQUCE7680	Mattress, Quilted Chiro Extreme-2 Sided, King Size 76x80	80 x 76 x 14

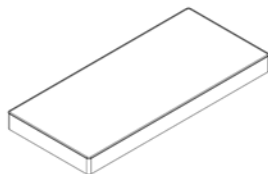


GSA Approved | 71-204

Standard includes:

- Quilt: FR fiber with 2oz. high loft wool / silk fiber
- Euro Top: 1.5" Convoluted hybrid latex, 1" comfort support foam
- 600 Series back supporter 13.75 GA zoned offset coil system
- Zoned wood foundation

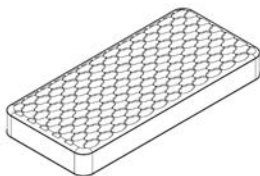
Part Number	Description	D" x W" x H"
MTQUCEC3680	Mattress, Quilted Chiro Euro Comfort-2 Sided, Dorm Twin XL 36x80	80 x 36 x 15
MTQUCEC3975	Mattress, Quilted Chiro Euro Comfort-2 Sided, Twin Size 39x75	75 x 39 x 15
MTQUCEC3980	Mattress, Quilted Chiro Euro Comfort-2 Sided, Twin XL 39x80	80 x 39 x 15
MTQUCEC5475	Mattress, Quilted Chiro Euro Comfort-2 Sided, Full Size 54x75	75 x 54 x 15
MTQUCEC5480	Mattress, Quilted Chiro Euro Comfort-2 Sided, Full XL Size 54x80	80 x 54 x 15
MTQUCEC6080	Mattress, Quilted Chiro Euro Comfort-2 Sided, Queen Size 60x80	80 x 60 x 15
MTQUCEC7680	Mattress, Quilted Chiro Euro Comfort-2 Sided, King Size 76x80	80 x 76 x 15



GSA Approved | 71-204

Tip: Box Spring to be used with Chiro Support, Extreme and Euro Comfort mattresses. For King sized mattresses, use (2) Twin sized Box Springs.

Part Number	Description	D" x W" x H"
MTBXCHI3680	Box Spring, Quilted Chiro, Dorm Twin XL 36x80	80 x 36 x 9
MTBXCHI3975	Box Spring, Quilted Chiro, Twin Size 39x75	75 x 39 x 9
MTBXCHI3980	Box Spring, Quilted Chiro, Twin XL 39x80	80 x 39 x 9
MTBXCHI5475	Box Spring, Quilted Chiro, Full Size 54x75	75 x 54 x 9
MTBXCHI5480	Box Spring, Quilted Chiro, Full XL Size 54x80	80 x 54 x 9
MTBXCHI6080	Box Spring, Quilted Chiro, Queen Size 60x80	80 x 60 x 9

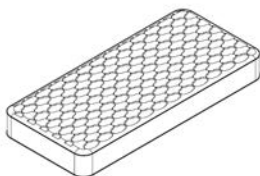


GSA Approved | 71-204

Standard includes:

- Quilt: Stretch knit fabric with 2" High resilient quilt foam
- Continuous 600 coil foam encased spring
- 2" Base foam with head to toe lacing
- Zoned wood foundation

Part Number	Description	D" x W" x H"
MTQUCF3680	Mattress, Quilted Chorus Firm, Dorm Twin XL 36x80	80 x 36 x 12
MTQUCF3975	Mattress, Quilted Chorus Firm, Twin Size 39x75	75 x 39 x 12
MTQUCF3980	Mattress, Quilted Chorus Firm, Twin XL 39x80	80 x 39 x 12
MTQUCF5475	Mattress, Quilted Chorus Firm, Full Size 54x75	75 x 54 x 12
MTQUCF5480	Mattress, Quilted Chorus Firm, Full XL Size 54x80	80 x 54 x 12
MTQUCF6080	Mattress, Quilted Chorus Firm, Queen Size 60x80	80 x 60 x 12
MTQUCF7680	Mattress, Quilted Chorus Firm, King Size Size 76x80	80 x 76 x 12

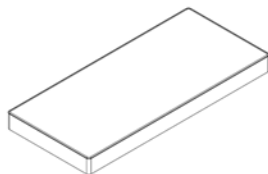


GSA Approved | 71-204

Standard includes:

- Quilt: Stretch knit fabric with 2" super soft quilt foam
- Continuous 600 coil foam encased spring
- 2" Base foam with head to toe lacing
- Zoned wood foundation

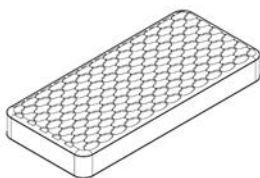
Part Number	Description	D" x W" x H"
MTQUCP3680	Mattress, Quilted Chorus Plush, Dorm Twin XL 36x80	80 x 36 x 12
MTQUCP3975	Mattress, Quilted Chorus Plush, Twin Size 39x75	75 x 39 x 12
MTQUCP3980	Mattress, Quilted Chorus Plush, Twin XL 39x80	80 x 39 x 12
MTQUCP5475	Mattress, Quilted Chorus Plush, Full Size 54x75	75 x 54 x 12
MTQUCP5480	Mattress, Quilted Chorus Plush, Full XL Size 54x80	80 x 54 x 12
MTQUCP6080	Mattress, Quilted Chorus Plush, Queen Size 60x80	80 x 60 x 12
MTQUCP7680	Mattress, Quilted Chorus Plush, King Size Size 76x80	80 x 76 x 12



GSA Approved | 71-204

Tip: Box Spring to be used with Chorus Firm or Plush mattresses. For King sized mattresses, use (2) Twin sized Box Springs.

Part Number	Description	D" x W" x H"
MTBXCH03680	Box Spring, Quilted Chorus, Dorm Twin XL 36x80	80 x 36 x 9
MTBXCH03975	Box Spring, Quilted Chorus, Twin Size 39x75	75 x 39 x 9
MTBXCH03980	Box Spring, Quilted Chorus, Twin XL 39x80	80 x 39 x 9
MTBXCH05475	Box Spring, Quilted Chorus, Full Size 54x75	75 x 54 x 9
MTBXCH05480	Box Spring, Quilted Chorus, Full XL Size 54x80	80 x 54 x 9
MTBXCH06080	Box Spring, Quilted Chorus, Queen Size 60x80	80 x 60 x 9
MTBXCH07680	Box Spring, Quilted Chorus, King Size Size 76x80, Shipped as (2) Separate Units	80 x 76 x 9

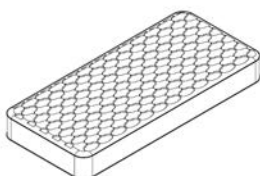


GSA Approved | 71-204

Standard includes:

- Quilt: Double-knit fabric with 1 oz. FR fiber and two comfort flex foam
- Endura insulator pad with three comfort flex foam
- Foam encased 546 14GA zoned spring and 2" base foam
- Zoned wood foundation

Part Number	Description	D" x W" x H"
MTQUDF3680	Mattress, Quilted Divine Firm, Dorm Twin XL 36x80	80 x 36 x 11
MTQUDF3975	Mattress, Quilted Divine Firm, Twin Size 39x75	75 x 39 x 11
MTQUDF3980	Mattress, Quilted Divine Firm, Twin XL 39x80	80 x 39 x 11
MTQUDF5475	Mattress, Quilted Divine Firm, Full Size 54x75	75 x 54 x 11
MTQUDF5480	Mattress, Quilted Divine Firm, Full XL Size 54x80	80 x 54 x 11
MTQUDF6080	Mattress, Quilted Divine Firm, Queen Size 60x80	80 x 60 x 11
MTQUDF7680	Mattress, Quilted Divine Firm, King Size Size 76x80	80 x 76 x 11



GSA Approved | 71-204

Standard includes:

- Quilt: Double-knit fabric with 1 oz. FR fiber and two caressable foam
- Flexible insulator pad with three caressable foam
- Foam encased 546 14GA zoned spring and 2" base foam
- Zoned wood foundation

Part Number	Description	D" x W" x H"
MTQUDP3680	Mattress, Quilted Divine Plush, Dorm Twin XL 36x80	80 x 36 x 11
MTQUDP3975	Mattress, Quilted Divine Plush, Twin Size 39x75	75 x 39 x 11
MTQUDP3980	Mattress, Quilted Divine Plush, Twin XL 39x80	80 x 39 x 11
MTQUDP5475	Mattress, Quilted Divine Plush, Full Size 54x75	75 x 54 x 11
MTQUDP5480	Mattress, Quilted Divine Plush, Full XL Size 54x80	80 x 54 x 11
MTQUDP6080	Mattress, Quilted Divine Plush, Queen Size 60x80	80 x 60 x 11
MTQUDP7680	Mattress, Quilted Divine Plush, King Size Size 76x80	80 x 76 x 11

lounge seating

Traditional, transitional or contemporary. Whatever your style. RT London seating provides comfort and durability in well-designed products.

Statement of Line





GSA Approved | 71-206
COM yardage: 8.75

Standard includes:

- Component & Field reupholsterable in value grade fabric
- Seat cushions are reversible, zippered, and tethered
- Solid wood legs, Cocoa finish
- Seat height: 17.5"
- Shipped assembled

Options available:

- Grade 3 fabric and above, please call for pricing
- For Customer's Own Material (COM), add the total cost of fabric to Grade 1 Price Group

Part Number	Description	D" x W" x H"
BXLC1X3536+W	BAXTER, Chair	35 x 36 x 35



GSA Approved | 71-206
COM yardage: 13

Part Number	Description	D" x W" x H"
BXSE1X3560+W	BAXTER, Settee	35 x 60 x 35



GSA Approved | 71-206
COM yardage: 17

Part Number	Description	D" x W" x H"
BXSF1X3584+W	BAXTER, Sofa	35 x 84 x 35



GSA Approved | 71-206
COM yardage: 4

Part Number	Description	D" x W" x H"
BXOT1X2030+W	BAXTER, Ottoman	20 x 30 x 16



Open Market

Standard includes:

- Component & Field reupholsterable in value grade fabric
- Seat cushions are zippered and tethered
- Solid wood legs, Cocoa finish
- Seat height: 17.5"
- Shipped assembled

Options available:

- Grade 3 fabric and above, please call for pricing
- For Customer's Own Material (COM), add the total cost of fabric to Grade 1 Price Group

Note:

- Left and Right refers to upholstery of directional fabric on seat. From seated position, specify Left for directional fabric to align with chair to Left of corner. Specify Right, for directional fabric to align with chair to Right. Directional fabric on corner unit will only align with either the unit to right or left, not both.

Part Number	Description	D" x W" x H"
BXMSCCL3535+W	BAXTER MODULAR SECTIONAL, Corner Chair Left	35 x 35 x 35
BXMSCCR3535+W	BAXTER MODULAR SECTIONAL, Corner Chair Right	35 x 35 x 35



Open Market

Arm orientation is from the seated position

Part Number	Description	D" x W" x H"
BXMSLCL3533+W	BAXTER MODULAR SECTIONAL, Lounge Chair Left Arm	35 x 33 x 35
BXMSLCN3527+W	BAXTER MODULAR SECTIONAL, Lounge Chair No Arms	35 x 27 x 35
BXMSLCR3533+W	BAXTER MODULAR SECTIONAL, Lounge Chair Right Arm	35 x 33 x 35



Open Market

Arm orientation is from the seated position

Part Number	Description	D" x W" x H"
BXMSSEL3559+W	BAXTER MODULAR SECTIONAL, Settee, Left Arm	35 x 59 x 35
BXMSSEN3553+W	BAXTER MODULAR SECTIONAL, Settee, No Arms	35 x 53 x 35
BXMSSESR3559+W	BAXTER MODULAR SECTIONAL, Settee, Right Arm	35 x 59 x 35



Open Market

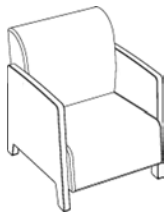
Arm orientation is from the seated position

Part Number	Description	D" x W" x H"
BXMSSFL3586+W	BAXTER MODULAR SECTIONAL, Sofa, Left Arm	35 x 86 x 35
BXMSSFN3580+W	BAXTER MODULAR SECTIONAL, Sofa, No Arm	35 x 80 x 35
BXMSSFR3586+W	BAXTER MODULAR SECTIONAL, Sofa, Right Arm	35 x 86 x 35



Open Market

Part Number	Description	D" x W" x H"
BXMSOT3635+W	BAXTER SECTIONAL, Ottoman	28 x 36 x 17



Tip: matching tables available.
GSA Approved | 71-206
COM yardage: 3

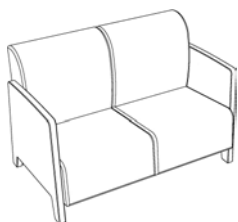
Standard includes:

- Fully upholstered with value grade fabric
- Arms: veneer plywood
- Species: **K** Oak or **M** Maple
- Clean out cushion design
- Seat height: 18"
- Shipped assembled
- Available in different arm styles

Options available:

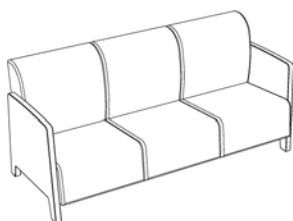
- Grade 3 fabric and above, please call for pricing
- For Customer's Own Material (COM), add the total cost of fabric to Grade 1 Price Group

Part Number	Description	D" x W" x H"
BLLCOS3035+Y	BLUTO, Solid Arm Chair, Field Reupholsterable	30 x 25 x 34



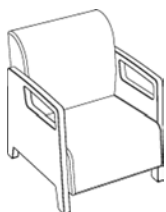
GSA Approved | 71-206
COM yardage: 6

Part Number	Description	D" x W" x H"
BLSEOS3048+Y	BLUTO, Solid Arm Settee, Field Reupholsterable	30 x 48 x 34



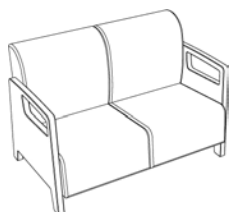
GSA Approved | 71-206
COM yardage: 9

Part Number	Description	D" x W" x H"
BLSFOS3070+Y	BLUTO, Solid Arm Sofa, Field Reupholsterable	30 x 70 x 34



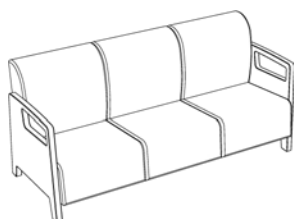
GSA Approved | 71-206
COM yardage: 3

Part Number	Description	D" x W" x H"
BLLCOW3035+Y	BLUTO, Wide Open Arm Chair, Field Reupholsterable	30 x 25 x 34



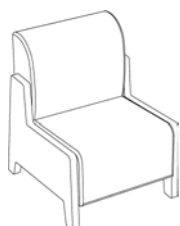
GSA Approved | 71-206
COM yardage: 6

Part Number	Description	D" x W" x H"
BLSEOW3048+Y	BLUTO, Wide Open Arm Settee, Field Reupholsterable	30 x 48 x 34



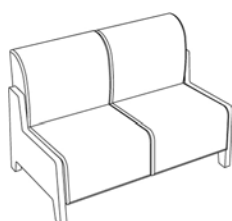
GSA Approved | 71-206
COM yardage: 9

Part Number	Description	D" x W" x H"
BLSFOW3070+Y	BLUTO, Wide Open Arm Sofa, Field Reupholsterable	30 x 70 x 34




GSA Approved | 71-206
COM yardage: 3

Part Number	Description	D" x W" x H"
BLLCMA3025+Y	BLUTO, Armless Chair, Field Reupholsterable	30 x 25 x 34



GSA Approved | 71-206
COM yardage: 6

Part Number	Description	D" x W" x H"
BLSEAL3048+Y	BLUTO, Armless Settee, Field Reupholsterable	30 x 48 x 34



GSA Approved | 71-206
COM yardage: 9

Part Number	Description	D" x W" x H"
BLSFAL3070+Y	BLUTO, Armless Sofa, Field Reupholsterable	30 x 70 x 34



GSA Approved | 71-206
COM yardage: 2


Standard includes:

- Plastic Glides
- Value Grade Fabric
- 1" HPL top with 3mm PVC edge banding on table top units
- Shipped assembled

Options available:

- Grade 3 fabric and above, please call for pricing
- For Customer's Own Material (COM), add the total cost of fabric to Grade 1 Price Group

Part Number	Description	D" x W" x H"
DSKCNNNS	DOOZIE, Speck, Cushion	18 × 18 × 18
DSKHNNNS	DOOZIE, Speck, Table Top	18 × 18 × 17



GSA Approved | 71-206
COM yardage: 5


Part Number	Description	D" x W" x H"
DSPCNNNS	DOOZIE, Spot, Cushion	42 × 42 × 18
DSPHNNNS	DOOZIE, Spot, Table Top	42 × 42 × 17



GSA Approved | 71-206
COM Yardage: 4.5


Part Number	Description	D" x W" x H"
DPCCNNNS	DOOZIE, Pac, Cushion	36 × 42 × 18

Part Number	Description	D" x W" x H"
DSECNNS	DOOZIE, Squeeze, Cushion	30 × 42 × 18




GSA Approved | 71-206
COM Yardage: 3.25

Part Number	Description	D" x W" x H"
DSDCNNNS	DOOZIE, Slide, Cushion	42 × 30 × 24




GSA Approved | 71-206
COM Yardage: 3

Part Number	Description	D" x W" x H"
DBPCNNS	DOOZIE, Bump, Cushion	18 × 30 × 31




GSA Approved | 71-206
COM Yardage: 2.75



GSA Approved | 71-206
COM Yardage: 3

Part Number	Description	D" x W" x H"
DDPCNNNS	DOOZIE, Dip, Cushion	18 × 42 × 24



GSA Approved | 71-206
COM Yardage: 3

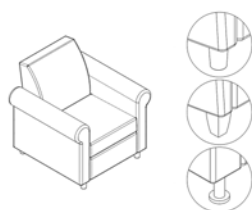
Part Number	Description	D" x W" x H"
DLKCNNNS	DOOZIE, Link, Cushion	25 × 43 × 18



GSA Approved | 71-206
COM Yardage: 3

- (4) Units create 44" diameter inner circle for applications around columns

Part Number	Description	D" x W" x H"
DJNCNNNS	DOOZIE, Join, Cushion	20 × 43 × 18



GSA Approved | 71-206
COM yardage: 7.75


Standard includes:

- Component & Field reupholsterable in value grade fabric
- Seat cushions are reversible, zippered, and tethered
- Plastic or solid wood legs, Cocoa finish
- Seat height: 18"
- Shipped assembled

Options available:

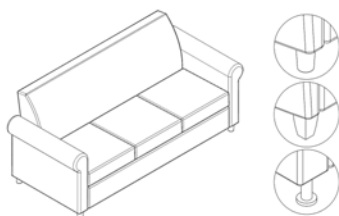
- Grade 3 fabric and above, please call for pricing
- For Customer's Own Material (COM), add the total cost of fabric to Grade 1 Price Group

Part Number	Description	D" x W" x H"
EMLC3X3134	EMILY, Lounge Chair, Plastic Legs, Field Re-upholsterable	31 x 34 x 34
EMLC3X3134+W	EMILY, Lounge Chair, Wood Legs, Field Re-Upholsterable	31 x 34 x 34
EMLC3X3134+X	EMILY, Lounge Chair, Metal Legs, Field Re-Upholsterable	31 x 34 x 34



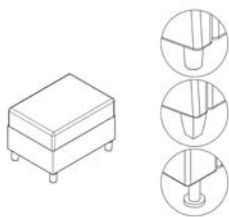
GSA Approved | 71-206
COM yardage: 10

Part Number	Description	D" x W" x H"
EMSE3X3156	EMILY, Settee, Plastic Legs, Field Re-upholsterable	31 x 56 x 34
EMSE3X3156+W	EMILY, Settee, Wood Legs, Field Re-upholsterable	31 x 56 x 34
EMSE3X3156+X	EMILY, Settee, Metal Legs, Field Re-upholsterable	31 x 56 x 34



GSA Approved | 71-206
COM yardage: 12.5

Part Number	Description	D" x W" x H"
EMSF3X3177	EMILY, Sofa, Plastic Legs, Field Re-upholsterable	31 x 77 x 34
EMSF3X3177+W	EMILY, Sofa, Wood Legs, Field Re-upholsterable	31 x 77 x 34
EMSF3X3177+X	EMILY, Sofa, Metal Legs, Field Re-upholsterable	31 x 77 x 34



Part Number	Description	D" x W" x H"
EMOT1X1622	EMILY, Ottoman, Plastic Legs	22 x 16 x 17
EMOT1X1622+W	EMILY, Ottoman, Wood Legs	22 x 16 x 17
EMOT1X1622+X	EMILY, Ottoman, Metal Legs	22 x 16 x 17

GSA Approved | 71-206
COM yardage: 4



Open Market
COM yardage: 3.5 Lounge Chair, 2 Lounge Stool

Standard includes:

- Fully upholstered with value grade fabric
- Veneer plywood base with exposed edges in Oak or Maple
- Standard finishes
- Clear plastic glides
- Shipped assembled

Options available:

- Grade 3 fabric and above, please call for pricing
- For Customer's Own Material (COM), add the total cost of fabric to Grade 1 Price Group

Part Number	Description	D" x W" x H"
EVLC2926-Y	EVOLVE, Lounge Chair	29 x 26 x 31
EVLS2926-Y	EVOLVE, Lounge Stool	18 x 14 x 22



GSA Approved | 71-206
COM yardage: 12

Standard includes:

- Component & Field reupholsterable in value grade fabric
- Seat and back cushions are reversible, zippered and tethered
- Solid wood legs, Cocoa finish
- Seat height: 17.5"
- Shipped assembled

Options available:

- Grade 3 fabric and above, please call for pricing
- For Customer's Own Material (COM), add the total cost of fabric to Grade 1 Price Group


Part Number	Description	D" x W" x H"
GRLC1X3540+W	GARBO, Chair	35 x 40 x 29



GSA Approved | 71-206
COM yardage: 16

Part Number	Description	D" x W" x H"
GRSE1X3564+W	GARBO, Settee	35 x 64 x 29

Part Number	Description	D" x W" x H"
GRSF1X3588+W	GARBO, Sofa, 3 Cushion	35 x 88 x 29



GSA Approved | 71-206
COM yardage: 21.5

Part Number	Description	D" x W" x H"
GR0T1X2030+W	GARBO, Ottoman	20 x 30 x 17



GSA Approved | 71-206
COM yardage: 4



GSA Approved | 71-206
COM yardage: 6.75

Standard includes:

- Fully upholstered with value grade fabric
- Seat cushions are reversible, zippered and tethered
- Species: **K** Oak or **M** Maple
- Seat height: 18"
- Shipped assembled

Options available:

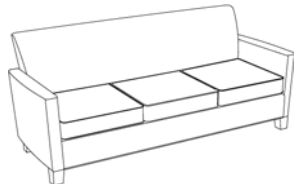
- Solid wood arm caps in Oak or Maple: **+250 List**
- Grade 3 fabric and above, please call for pricing
- For Customer's Own Material (COM), add the total cost of fabric to Grade 1 Price Group

Part Number	Description	D" x W" x H"
HNLC1X3331+K	HENLEY, Chair	33 x 31 x 32
HNLC1X3331+M	HENLEY, Chair	33 x 31 x 32



GSA Approved | 71-206
COM yardage: 10.5

Part Number	Description	D" x W" x H"
HNSE1X3355+K	HENLEY, Settee	33 x 55 x 32
HNSE1X3355+M	HENLEY, Settee	33 x 55 x 32



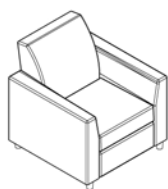
GSA Approved | 71-206
COM yardage: 13.5

Part Number	Description	D" x W" x H"
HNSF1X3379+K	HENLEY, Sofa	33 x 79 x 32
HNSF1X3379+M	HENLEY, Sofa	33 x 79 x 32



GSA Approved | 71-206
COM yardage: 3.5

Part Number	Description	D" x W" x H"
HNOT1X2024+K	HENLEY, Ottoman	20 x 23 x 17
HNOT1X2024+M	HENLEY, Ottoman	20 x 23 x 17



GSA Approved | 71-206
COM yardage: 6.5

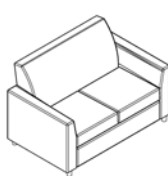
Standard includes:

- Component & Field reupholsterable in value grade fabric
- Seat cushions are reversible, zippered, and tethered
- Plastic, metal or solid wood legs, Cocoa finish
- Seat height: 18"
- Shipped assembled

Options available:

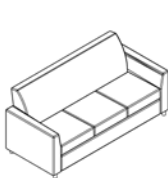
- Grade 3 fabric and above, please call for pricing
- For Customer's Own Material (COM), add the total cost of fabric to Grade 1 Price Group

Part Number	Description	D" x W" x H"
HDLC3X3133	HUDSON, Lounge Chair, Plastic Legs, Field Re-upholsterable	31 x 33 x 34
HDLC3X3133+W	HUDSON, Lounge Chair, Wood Legs, Field Re-upholsterable	31 x 33 x 34
HDLC3X3133+X	HUDSON, Lounge Chair, Metal Legs, Field Re-upholsterable	31 x 33 x 34



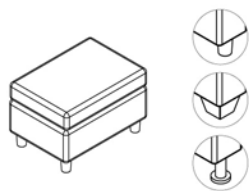
GSA Approved | 71-206
COM yardage: 9

Part Number	Description	D" x W" x H"
HDSE3X3155	HUDSON, Settee, Plastic Legs, Field Re-upholsterable	31 x 55 x 34
HDSE3X3155+W	HUDSON, Settee, Wood Legs, Field Re-upholsterable	31 x 55 x 34
HDSE3X3155+X	HUDSON, Settee, Metal Legs, Field Re-upholsterable	31 x 55 x 34



GSA Approved | 71-206
COM yardage: 12

Part Number	Description	D" x W" x H"
HDSF3X3176	HUDSON, Sofa, Plastic Legs, Field Re-upholsterable	31 x 76 x 34
HDSF3X3176+W	HUDSON, Sofa, Wood Legs, Field Re-upholsterable	31 x 76 x 34
HDSF3X3176+X	HUDSON, Sofa, Metal Legs, Field Re-upholsterable	31 x 76 x 34



GSA Approved | 71-206
COM yardage: 4

Part Number	Description	D" x W" x H"
HDOT1X1622	HUDSON, Ottoman, Plastic Legs	22 x 16 x 17
HDOT1X1622+W	HUDSON, Ottoman, Wood Legs	22 x 16 x 17
HDOT1X1622+X	HUDSON, Ottoman, Metal Legs	22 x 16 x 17



Tip: matching tables available.
GSA Approved | 71-206
COM yardage: Chair 5.5


Standard includes:

- Fully upholstered with value grade fabric
- Field re-upholsterable seat and back. Arms are component re-upholsterable.
- Steel legs: silver powder coat
- Seat height: 18"
- Shipped assembled

Options available:

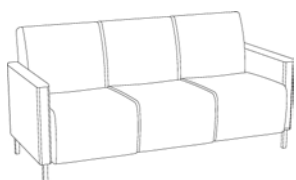
- Solid wood arm caps in Oak or Maple
- Grade 3 fabric and above, please call for pricing
- For Customer's Own Material (COM), add the total cost of fabric to Grade 1 Price Group

Part Number	Description	D" x W" x H"
HULC1X3028+X	HUGO, Chair	30 x 28 x 35



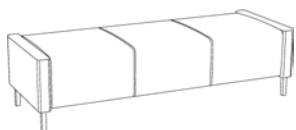
GSA Approved | 71-206
COM yardage: 8.75

Part Number	Description	D" x W" x H"
HUSE1X3050+X	HUGO, Settee	30 x 50 x 35



GSA Approved | 71-206
COM yardage: 12

Part Number	Description	D" x W" x H"
HUSF1X3072+X	HUGO, Sofa	30 x 72 x 35



GSA Approved | 71-206
COM yardage: 9

Part Number	Description	D" x W" x H"
HUBC1X2472+X	HUGO, Bench	24 x 72 x 18



GSA Approved | 71-206
COM yardage: 6

Standard includes:

- Fully upholstered with value grade fabric
- Field reupholsterable available
- Solid wood legs, Cocoa finish
- Seat height: 20"
- Shipped assembled

Options available:

- Grade 3 fabric and above, please call for pricing
- For Customer's Own Material (COM), add the total cost of fabric to Grade 1 Price Group

Part Number	Description	D" x W" x H"
LLLC1X3032+W	LOGAN, Chair, Field Reupholsterable	30 x 31 x 34




GSA Approved | 71-206
COM yardage: 6

Note:

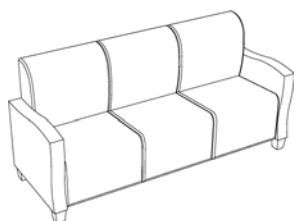
- Tablet arm rotates 180 degrees
- Solid wood legs, Cocoa finish
- Tablet laminate surface available in woodgrain finishes
- Tablet arm post is black

Part Number	Description	D" x W" x H"
LLLCTN3031+W	LOGAN, Chair, Tablet Arm, Left	30 x 31 x 34
LLLCR3031+W	LOGAN, Chair, Tablet Arm, Right	30 x 31 x 34



GSA Approved | 71-206
COM yardage: 9

Part Number	Description	D" x W" x H"
LLSE1X3054+W	LOGAN, Settee, Field Reupholsterable	30 x 54 x 34



GSA Approved | 71-206
COM yardage: 12

Part Number	Description	D" x W" x H"
LLSF1X3078+W	LOGAN, Sofa, Field Reupholsterable	30 x 78 x 34



Tip: matching tables available.
GSA Approved | 71-206
COM Yardage: Seat 2.25, Back 1.5

Standard includes:

- Fully upholstered with value grade fabric
- Metal legs
- Seat height: 18"
- Shipped assembled

Options available:

- Casters, 4" silver: **+\$100 List**
- Wood legs: **+\$180 List**
- Integrated power, left or right: **+\$185 List**. Includes 1 power outlet, 2 USB charging ports with a 6' cord.
- Grade 3 fabric and above, please call for pricing
- For Customer's Own Material (COM), add the total cost of fabric to Grade 1 Price Group

Part Number	Description	D" x W" x H"
LULB1A24	LUCY, Chair, Armless	30 x 24 x 30
LULB1A24F	LUCY, Chair, Armless, Field Reupholsterable	30 x 24 x 30



GSA Approved | 71-206
COM Yardage: Seat 2.75, Back 1.75

Options available:

- Casters, 4" silver: **+\$100 List**
- Wood legs: **+\$180 List**
- Integrated power, left or right: **+\$185 List**. Includes 1 power outlet, 2 USB charging ports with a 6' cord.
- Grade 4 fabric and above, please call for pricing
- For Customer's Own Material (COM), add the total cost of fabric to Grade 1 Price Group

Part Number	Description	D" x W" x H"
LULB1A30	LUCY, Chair, Big, Armless	30 x 30 x 30
LULB1A30F	LUCY, Chair, Big, Armless, Field Reupholsterable	30 x 30 x 30



GSA Approved | 71-206
COM Yardage: Seat 3.25, Back 2.75

Options available:

- Casters, 4" silver: **+\$100 List**
- Wood legs: **+\$180 List**
- Grade 4 fabric and above, please call for pricing
- For Customer's Own Material (COM), add the total cost of fabric to Grade 1 Price Group

Note:

- Left and Right refers to upholstery of directional fabric on seat. From seated position, specify Left for directional fabric to align with chair to Left of corner. Specify Right, for directional fabric to align with chair to Right. Directional fabric on corner unit will only align with either the unit to right or left, not both.

Part Number	Description	D" x W" x H"
LULB2A30	LUCY, 90 Corner Chair, Right	30 x 30 x 30
LULB2A30F	LUCY, 90 Corner Chair, Right, Field Reupholsterable	30 x 30 x 30
LULB2B30	LUCY, 90 Corner Chair, Left	30 x 30 x 30
LULB2B30F	LUCY, 90 Corner Chair, Left, Field Reupholsterable	30 x 30 x 30

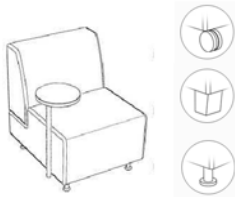


GSA Approved | 71-206
COM Yardage: Seat 2.75, Back 2

Options available:

- Casters, 4" silver: **+\$100 List**
- Wood legs: **+\$180 List**
- Integrated power, left or right: **+\$185 List**. Includes 1 power outlet, 2 USB charging ports with a 6' cord.
- Grade 4 fabric and above, please call for pricing
- For Customer's Own Material (COM), add the total cost of fabric to Grade 1 Price Group

Part Number	Description	D" x W" x H"
LULB3A30	LUCY, Curved - Inner	39 x 30 x 30
LULB3A30F	LUCY, Curved - Inner, Field Reupholsterable	39 x 30 x 30
LULB3B30	LUCY, Curved - Outer	39 x 30 x 30
LULB3B30F	LUCY, Curved - Outer, Field Reupholsterable	39 x 30 x 30



GSA Approved | 71-206
COM Yardage: Seat 2.25, Back 1.5

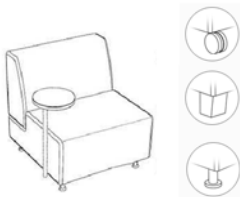
Options available:

- Casters, 4" silver: **+\$100 List**
- Wood legs: **+\$180 List**
- Integrated power, left or right: **+\$185 List**. Includes 1 power outlet, 2 USB charging ports with a 6' power cord.
- Grade 4 fabric and above, please call for pricing
- For Customer's Own Material (COM), add the total cost of fabric to Grade 1 Price Group

Note:

- Tablet arm rotates 180 degrees
- Tablet laminate surface finish will match finish of wood leg if chosen
- Arm post: silver

Part Number	Description	D" x W" x H"
LULB1E24+K	LUCY, Chair, Tablet Arm, Right	30 x 26 x 30
LULB1E24+M	LUCY, Chair, Tablet Arm, Right	30 x 26 x 30
LULB1F24+K	LUCY, Chair, Tablet Arm, Left	30 x 26 x 30
LULB1F24+M	LUCY, Chair, Tablet Arm, Left	30 x 26 x 30



GSA Approved | 71-206
COM Yardage: Seat 2.75, Back 1.75

Options available:

- Casters, 4" silver: **+\$100 List**
- Wood legs: **+\$180 List**
- Integrated power, left or right: **+\$185 List**. Includes 1 power outlet, 2 USB charging ports with a 6' power cord.
- Grade 4 fabric and above, please call for pricing
- For Customer's Own Material (COM), add the total cost of fabric to Grade 1 Price Group

Note:

- Tablet arm rotates 180 degrees
- Tablet laminate surface finish will match finish of wood leg if chosen
- Arm post: silver

Part Number	Description	D" x W" x H"
LULB1E30+K	LUCY, Chair, Big, Tablet Arm, Right	30 x 32 x 30
LULB1E30+M	LUCY, Chair, Big, Tablet Arm, Right	30 x 32 x 30
LULB1F30+K	LUCY, Chair, Big, Tablet Arm, Left	30 x 32 x 30
LULB1F30+M	LUCY, Chair, Big, Tablet Arm, Left	30 x 32 x 30



GSA Approved | 71-206
COM Yardage: Seat 2.25, Back 1.5

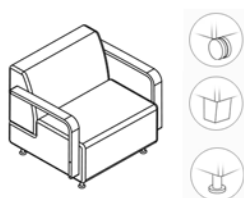
Options available:

- Casters, 4" silver: **+\$100 List**
- Wood legs: **+\$180 List**
- Integrated power, left or right: **+\$185 List**. Includes 1 power outlet, 2 USB charging ports with a 6' power cord.
- Grade 4 fabric and above, please call for pricing
- For Customer's Own Material (COM), add the total cost of fabric to Grade 1 Price Group

Note:

- Arms are bent veneer plywood available in Oak or Maple

Part Number	Description	D" x W" x H"
LULB1D24+K	LUCY, Chair, Wood Arms	30 x 29 x 30
LULB1D24+M	LUCY, Chair, Wood Arms	30 x 29 x 30



GSA Approved | 71-206
COM Yardage: Seat 2.75, Back 1.75


Options available:

- Casters, 4" silver: **+\$100 List**
- Wood legs: **+\$180 List**
- Integrated power, left or right: **+\$185 List**. Includes 1 power outlet, 2 USB charging ports with a 6' power cord.
- Grade 4 fabric and above, please call for pricing
- For Customer's Own Material (COM), add the total cost of fabric to Grade 1 Price Group

Note:

- Arms are bent veneer plywood available in Oak or Maple

Part Number	Description	D" x W" x H"
LULB1D30+K	LUCY, Chair, Big, Wood Arm	30 x 36 x 30
LULB1D30+M	LUCY, Chair, Big, Wood Arm	30 x 36 x 30



GSA Approved | 71-206
COM Yardage: Seat 2.25, Back 1.5

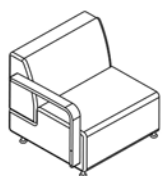
Options available:

- Casters, 4" silver: **+\$100 List**
- Wood legs: **+\$180 List**
- Integrated power, left or right: **+\$185 List**. Includes 1 power outlet, 2 USB charging ports with a 6' power cord.
- Grade 4 fabric and above, please call for pricing
- For Customer's Own Material (COM), add the total cost of fabric to Grade 1 Price Group

Note:

- Arms are bent veneer plywood available in Oak or Maple

Part Number	Description	D" x W" x H"
LULB1B24+K	LUCY, Chair, Wood Arm Right	30 x 27 x 30
LULB1B24+M	LUCY, Chair, Wood Arm Right	30 x 27 x 30
LULB1C24+K	LUCY, Chair, Wood Arm Left	30 x 27 x 30
LULB1C24+M	LUCY, Chair, Wood Arm Left	30 x 27 x 30



GSA Approved | 71-206
COM Yardage: Seat 2.75, Back 1.75

Options available:

- Casters, 4" silver: **+\$100 List**
- Wood legs: **+\$180 List**
- Integrated power, left or right **+\$185 List**. Includes 1 power outlet, 2 USB charging ports with a 6' power cord.
- Grade 4 fabric and above, please call for pricing
- For Customer's Own Material (COM), add the total cost of fabric to Grade 1 Price Group

Note:

- Arms are bent veneer plywood available in Oak or Maple

Part Number	Description	D" x W" x H"
LULB1B30+K	LUCY, Chair, Big, Wood Arm Right	30 x 33 x 30
LULB1B30+M	LUCY, Chair, Big, Wood Arm Right	30 x 33 x 30
LULB1C30+K	LUCY, Chair, Big, Wood Arm Left	30 x 33 x 30
LULB1C30+M	LUCY, Chair, Big, Wood Arm Left	30 x 33 x 30



GSA Approved | 71-206
COM Yardage: Seat 2.25, Back 2.75

Options available:

- Casters, 4" silver: **+\$100 List**
- Wood legs: **+\$180 List**
- Arms are bent plywood
- Integrated power, left or right: **+\$185 List**. Includes 1 power outlet, 2 USB charging ports with a 6' power cord.
- Grade 4 fabric and above, please call for pricing
- For Customer's Own Material (COM), add the total cost of fabric to Grade 1 Price Group

Part Number	Description	D" x W" x H"
LUHB1A24	LUCY, Highback Chair, Armless	30 x 24 x 36
LUHB1A24F	LUCY, Highback Chair, Armless, Field Reupholsterable	30 x 24 x 36

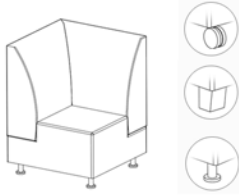


GSA Approved | 71-206
COM Yardage: Seat 2.75, Back 3.25

Options available:

- Casters, 4" silver: **+\$100 List**
- Wood legs: **+\$180 List**
- Integrated power, left or right: **+\$185 List**. Includes 1 power outlet, 2 USB charging ports with a 6' power cord.
- Grade 4 fabric and above, please call for pricing
- For Customer's Own Material (COM), add the total cost of fabric to Grade 1 Price Group

Part Number	Description	D" x W" x H"
LUHB1A30	LUCY, Highback Chair, Big, Armless	30 x 30 x 36
LUHB1A30F	LUCY, Highback Chair, Big, Armless, Field Reupholsterable	30 x 30 x 36



GSA Approved | 71-206
COM Yardage: Seat 3.25, Back 4

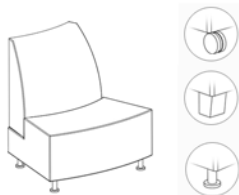
Options available:

- Casters, 4" silver: **+\$100 List**
- Wood legs: **+\$180 List**
- Grade 4 fabric and above, please call for pricing
- For Customer's Own Material (COM), add the total cost of fabric to Grade 1 Price Group

Note:

- Left and Right refers to upholstery of directional fabric on seat. From seated position, specify Left for directional fabric to align with chair to Left of corner. Specify Right, for directional fabric to align with chair to Right. Directional fabric on corner unit will only align with either the unit to right or left, not both.

Part Number	Description	D" x W" x H"
LUHB2A30	LUCY, 90 Corner Highback Chair, Right	30 x 30 x 36
LUHB2A30F	LUCY, 90 Corner Highback Chair, Right, Field Reupholsterable	30 x 30 x 36
LUHB2B30	LUCY, 90 Corner Highback Chair, Left	30 x 30 x 36
LUHB2B30F	LUCY, 90 Corner Highback Chair, Left, Field Reupholsterable	30 x 30 x 36

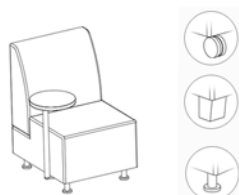


GSA Approved | 71-206
COM Yardage: Seat 2.75, Back 3.25

Options available:

- Casters, 4" silver: **+\$100 List**
- Wood legs: **+\$180 List**
- Integrated power, left or right **+\$185 List**. Includes 1 power outlet, 2 USB charging ports with a 6' power cord.
- Grade 4 fabric and above, please call for pricing
- For Customer's Own Material (COM), add the total cost of fabric to Grade 1 Price Group

Part Number	Description	D" x W" x H"
LUHB3A30	LUCY, Highback Curved - Inner	39 x 30 x 36
LUHB3A30F	LUCY, Highback Curved - Inner, Field Reupholsterable	39 x 30 x 36
LUHB3B30	LUCY, Highback Curved - Outer	39 x 30 x 36
LUHB3B30F	LUCY, Highback Curved - Outer, Field Reupholsterable	39 x 30 x 36



GSA Approved | 71-206
COM Yardage: Seat 2.25, Back 2.75

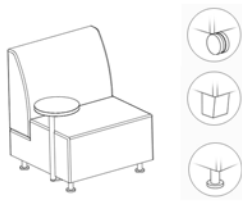
Options available:

- Casters, 4" silver: **+\$100 List**
- Wood legs: **+\$180 List**
- Integrated power, left or right: **+\$185 List**. Includes 1 power outlet, 2 USB charging ports with a 6' power cord.
- Grade 4 fabric and above, please call for pricing
- For Customer's Own Material (COM), add the total cost of fabric to Grade 1 Price Group

Note:

- Tablet arm rotates 180 degrees
- Tablet laminate surface finish will match finish of wood leg if chosen
- Arm post: silver

Part Number	Description	D" x W" x H"
LUHB1E24+K	LUCY, Highback Chair, Tablet Arm, Right	30 x 26 x 36
LUHB1E24+M	LUCY, Highback Chair, Tablet Arm, Right	30 x 26 x 36
LUHB1F24+K	LUCY, Highback Chair, Tablet Arm, Left	30 x 26 x 36
LUHB1F24+M	LUCY, Highback Chair, Tablet Arm, Left	30 x 26 x 36



GSA Approved | 71-206
COM Yardage: Seat 2.75, Back 3.25

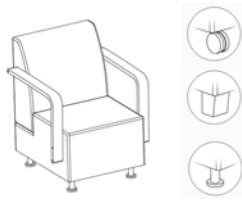
Options available:

- Casters, 4" silver: **+\$100 List**
- Wood legs: **+\$180 List**
- Integrated power, left or right: **+\$185 List**. Includes 1 power outlet, 2 USB charging ports with a 6' cord.
- Grade 4 fabric and above, please call for pricing
- For Customer's Own Material (COM), add the total cost of fabric to Grade 1 Price Group

Note:

- Tablet arm rotates 180 degrees
- Tablet laminate surface finish will match finish of wood leg if chosen
- Arm post: silver

Part Number	Description	D" x W" x H"
LUHB1E30+K	LUCY, Highback Chair, Big, Tablet Arm, Right	30 x 32 x 36
LUHB1E30+M	LUCY, Highback Chair, Big, Tablet Arm, Right	30 x 32 x 36
LUHB1F30+K	LUCY, Highback Chair, Big, Tablet Arm, Left	30 x 32 x 36
LUHB1F30+M	LUCY, Highback Chair, Big, Tablet Arm, Left	30 x 32 x 36



GSA Approved | 71-206
COM Yardage: Seat 2.25, Back 2.75

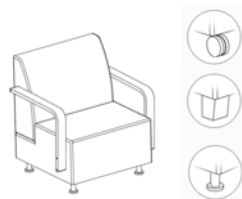
Options available:

- Casters, 4" silver: **+\$100 List**
- Wood legs: **+\$180 List**
- Integrated power, left or right: **+\$185 List**. Includes 1 power outlet, 2 USB charging ports with a 6' power cord.
- Grade 4 fabric and above, please call for pricing
- For Customer's Own Material (COM), add the total cost of fabric to Grade 1 Price Group

Note:

- Arms are bent veneer plywood available in Oak or Maple

Part Number	Description	D" x W" x H"
LUHB1D24+K	LUCY, Highback Chair, Wood Arms	30 x 29 x 36
LUHB1D24+M	LUCY, Highback Chair, Wood Arms	30 x 29 x 36



GSA Approved | 71-206
COM Yardage: Seat 2.75, Back 3.25

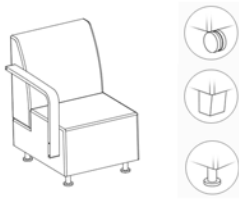
Options available:

- Casters, 4" silver: **+\$100 List**
- Wood legs: **+\$180 List**
- Integrated power, left or right: **+\$185 List**. Includes 1 power outlet, 2 USB charging ports with a 6' cord.
- Grade 4 fabric and above, please call for pricing
- For Customer's Own Material (COM), add the total cost of fabric to Grade 1 Price Group

Note:

- Arms are bent veneer plywood available in Oak or Maple

Part Number	Description	D" x W" x H"
LUHB1D30+K	LUCY, Highback Chair, Big, Wood Arm	30 x 36 x 36
LUHB1D30+M	LUCY, Highback Chair, Big, Wood Arm	30 x 36 x 36



GSA Approved | 71-206
COM Yardage: Seat 2.25, Back 2.75

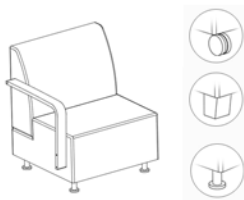
Options available:

- Casters, 4" silver: **+\$100 List**
- Wood legs: **+\$180 List**
- Integrated power, left or right: **+\$185 List**. Includes 1 power outlet, 2 USB charging ports with a 6' power cord.
- Grade 4 fabric and above, please call for pricing
- For Customer's Own Material (COM), add the total cost of fabric to Grade 1 Price Group

Note:

- Arms are bent veneer plywood available in Oak or Maple

Part Number	Description	D" x W" x H"
LUHB1B24+K	LUCY, Highback Chair, Wood Arm Right	30 x 27 x 36
LUHB1B24+M	LUCY, Highback Chair, Wood Arm Right	30 x 27 x 36
LUHB1C24+K	LUCY, Highback Chair, Wood Arm Left	30 x 27 x 36
LUHB1C24+M	LUCY, Highback Chair, Wood Arm Left	30 x 27 x 36



GSA Approved | 71-206
COM Yardage: Seat 2.75, Back 3.25

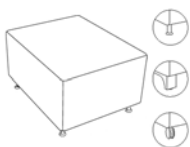
Options available:

- Casters, 4" silver: **+\$100 List**
- Wood legs: **+\$180 List**
- Integrated power, left or right: **+\$185 List**. Includes 1 power outlet, 2 USB charging ports with a 6' power cord.
- Grade 4 fabric and above, please call for pricing
- For Customer's Own Material (COM), add the total cost of fabric to Grade 1 Price Group

Note:

- Arms are bent veneer plywood available in Oak or Maple

Part Number	Description	D" x W" x H"
LUHB1B30+K	LUCY, Highback Chair, Big, Wood Arm Right	30 x 33 x 36
LUHB1B30+M	LUCY, Highback Chair, Big, Wood Arm Right	30 x 33 x 36
LUHB1C30+K	LUCY, Highback Chair, Big, Wood Arm Left	30 x 33 x 36
LUHB1C30+M	LUCY, Highback Chair, Big, Wood Arm Left	30 x 33 x 36



GSA Approved | 71-206
COM Yardage: Cushion Top 3.25, Table Top 2.5

Options available:

- Casters, 4" silver: **+\$100 List**
- Wood legs: **+\$180 List**
- Integrated Power, left or right on side **+\$185 List**. Includes 1 power outlet; 2 USB charging ports with a 6' cord.
- Integrated Power, centered on laminate tops **+\$185 List**. Includes 1 power outlet; 2 USB charging ports with a 6' cord.
- Grade 4 fabric and above, please call for pricing
- For Customer's Own Material (COM), add the total cost of fabric to Grade 1 Price Group

Part Number	Description	D" x W" x H"
LUBC24FNNN	LUCY, Ottoman, 30x24, Field Reupholsterable	30 x 24 x 18
LUBC24NNNN	LUCY, Ottoman, 30x24	30 x 24 x 18
LUBC30FNNN	LUCY, Ottoman, 30x30, Field Reupholsterable	30 x 30 x 18
LUBC30NNNN	LUCY, Ottoman, 30x30	30 x 30 x 18
LUOT24NTNN	LUCY, Ottoman, 30x24, Table Top	30 x 24 x 17
LUOT30NTNN	LUCY, Ottoman, 30x30, Table Top	30 x 30 x 17



GSA Approved | 71-206
COM yardage: 3

Options available:

- Casters, 4" silver: **+\$100 List**
- Wood legs: **+\$180 List**
- Grade 4 fabric and above, please call for pricing
- For Customer's Own Material (COM), add the total cost of fabric to Grade 1 Price Group

Part Number	Description	D" x W" x H"
LUBCCVFNNN	LUCY, Ottoman, Curve, Field Reupholsterable	30 x 39 x 18
LUBCCVNNNN	LUCY, Ottoman, Curve	30 x 39 x 18

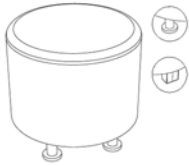


GSA Approved | 71-206
Tip: one bracket needed per joint

Standard includes:

- Single bracket: black

Part Number	Description	D" x W" x H"
LUGBKT	LUCY, Ganging Bracket	3 x 2 x 3



GSA Approved | 71-206
COM yardage: 2.5

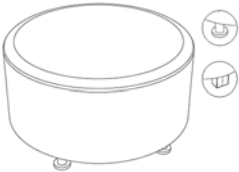
Standard includes:

- Fully upholstered with value grade fabric
- Metal Legs
- Stool height: 17"
- 1" HPL top with 3mm PVC edge banding on table top units
- Shipped assembled

Options available:

- Wood legs: **+\$180 List**
- Grade 3 fabric and above, please call for pricing
- For Customer's Own Material (COM), add the total cost of fabric to Grade 1 Price Group

Part Number	Description	D" x W" x H"
LULU18	LUCY LU, Stool, 18	18 x 18 x 17
LULU18NTNN	LUCY LU, Stool, 18", Table Top	18 x 18 x 17



GSA Approved | 71-206
COM yardage: 3.5

Options available:

- Wood legs: **+\$180 List**
- Integrated power **+\$185 List**. Includes 1 power outlet, 2 USB charging ports with a 6' cord.
- Centered integrated power on laminate top, **+\$185 List**. Includes 1 power outlet, 2 USB charging ports with a 6' cord.
- Grade 4 fabric and above, please call for pricing
- For Customer's Own Material (COM), add the total cost of fabric to Grade 1 Price Group

Part Number	Description	D" x W" x H"
LULU32	LUCY LU, Stool, 32	32 x 32 x 17
LULU32NTNN	LUCY LU, Stool, 32", Table Top	32 x 32 x 17

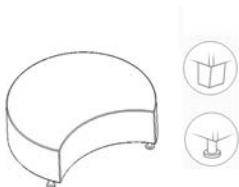


GSA Approved | 71-206
COM yardage: 4.75

Options available:

- Wood legs: **+\$225 List**
- Integrated power **+\$185 List**. Includes 1 power outlet, 2 USB charging ports with a 6' cord.
- Centered integrated power on laminate top, **+\$185 List**. Includes 1 power outlet, 2 USB charging ports with a 6' power cord.
- Grade 4 fabric and above, please call for pricing
- For Customer's Own Material (COM), add the total cost of fabric to Grade 1 Price Group

Part Number	Description	D" x W" x H"
LULU44	LUCY LU, Stool, 44	44 x 44 x 17
LULU44NTNN	LUCY LU, Stool, 44", Table Top	44 x 44 x 17



GSA Approved | 71-206
COM yardage: 4.75

Options available:

- Wood legs: **+\$225 List**
- Grade 4 fabric and above, please call for pricing
- For Customer's Own Material (COM), add the total cost of fabric to Grade 1 Price Group

Part Number	Description	D" x W" x H"
LULU44H	LUCY LU, Stool, 44, Half-moon	44 x 44 x 17



Open Market
COM yardage: 5

Standard includes:

- Fully upholstered with value grade fabric
- Plastic legs
- Seat height: 17"
- Shipped assembled

Options available:

- Grade 3 fabric and above, please call for pricing
- For Customer's Own Material (COM), add the total cost of fabric to Grade 1 Price Group

Part Number	Description	D" x W" x H"
MNLC1X3132	MONROE, Lounge Chair, Plastic Legs, Traditional Upholstery	31 x 32 x 34



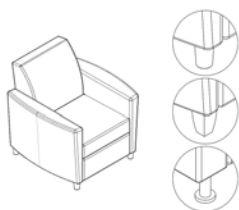
Open Market
COM yardage: 7.25

Part Number	Description	D" x W" x H"
MNSE1X3154	MONROE, Settee, Plastic Legs, Traditional Upholstery	31 x 54 x 34



Open Market
COM yardage: 9.5

Part Number	Description	D" x W" x H"
MNSF1X3175	MONROE, Sofa, Plastic Legs, Traditional Upholstery	31 x 76 x 34



GSA Approved | 71-206
COM yardage: 7.5

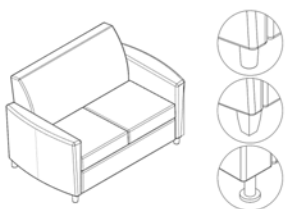
Standard includes:

- Component & Field reupholsterable in value grade fabric
- Seat cushions are reversible, zippered, and tethered
- Plastic, metal or solid wood legs, Cocoa finish
- Seat height: 18"
- Shipped assembled

Options available:

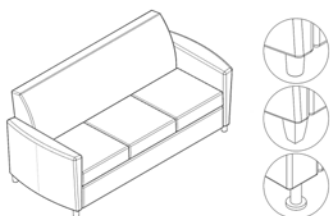
- Grade 3 fabric and above, please call for pricing
- For Customer's Own Material (COM), add the total cost of fabric to Grade 1 Price Group

Part Number	Description	D" x W" x H"
QULC3X3133	QUINCY, Lounge Chair, Plastic Legs, Field Re-upholsterable	31 x 33 x 34
QULC3X3133+W	QUINCY, Lounge Chair, Wood Legs, Field Re-upholsterable	31 x 33 x 34
QULC3X3133+X	QUINCY, Lounge Chair, Metal Legs, Field Re-upholsterable	31 x 33 x 34







GSA Approved | 71-206
COM yardage: 9.75

Part Number	Description	D" x W" x H"
QUSE3X3155	QUINCY, Settee, Plastic Legs, Field Re-upholsterable	31 x 55 x 34
QUSE3X3155+W	QUINCY, Settee, Wood Legs, Field Re-upholsterable	31 x 55 x 34
QUSE3X3155+X	QUINCY, Settee, Metal Legs, Field Re-upholsterable	31 x 55 x 34



GSA Approved | 71-206
COM yardage: 12.25

Part Number	Description	D" x W" x H"
QUSF3X3176	QUINCY, Sofa, Plastic Legs, Field Re-upholsterable	31 x 76 x 34
QUSF3X3176+W	QUINCY, Sofa, Wood Legs, Field Re-upholsterable	31 x 76 x 34
QUSF3X3176+X	QUINCY, Sofa, Metal Legs, Field Re-upholsterable	31 x 76 x 34

   	Part Number	Description	D" x W" x H"
	QUOT1X1622	QUINCY, Ottoman, Plastic Legs	22 x 16 x 17
	QUOT1X1622+W	Quincy, Ottoman, Wood Legs	22 x 16 x 17
	QUOT1X1622+X	QUINCY, Ottoman, Metal Legs	22 x 16 x 17

GSA Approved | 71-206
COM yardage: 4



GSA Approved | 71-206
COM yardage: 9.75

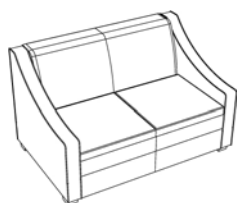
Standard includes:

- Fully upholstered with value grade fabric
- Seat cushions are reversible, zippered and tethered
- Solid wood legs, Cocoa finish
- Seat height: 19"
- Shipped assembled

Options available:

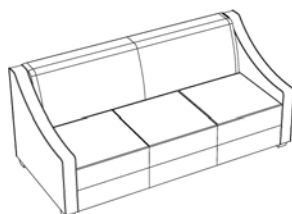
- Grade 3 fabric and above, please call for pricing
- For Customer's Own Material (COM), add the total cost of fabric to Grade 1 Price Group

Part Number	Description	D" x W" x H"
RXLC1X3234+W	ROXY, Chair	32 x 34 x 34



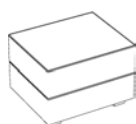
GSA Approved | 71-206
COM yardage: 13.5

Part Number	Description	D" x W" x H"
RXSE1X3258+W	ROXY, Settee	32 x 58 x 34




GSA Approved | 71-206
COM yardage: 16.25

Part Number	Description	D" x W" x H"
RXSF1X3283+W	ROXY, Sofa	32 x 83 x 34



GSA Approved | 71-206
COM yardage: 4

Part Number	Description	D" x W" x H"
RXOT1X2025+W	ROXY, Ottoman	20 x 25 x 17



GSA Approved | 71-206
COM yardage: 5

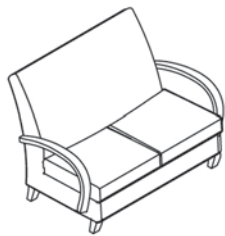
Standard includes:

- Fully upholstered with value grade fabric
- Seat cushions are reversible, zippered and tethered
- Bent plywood arms
- Species: **K** Oak or **M** Maple
- Seat height: 19"
- Shipped assembled

Options available:

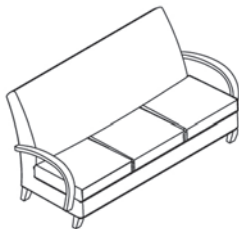
- Grade 3 fabric and above, please call for pricing
- For Customer's Own Material (COM), add the total cost of fabric to Grade 1 Price Group

Part Number	Description	D" x W" x H"
SWLC1X3429+K	SAWYER, Chair	34 x 29 x 38
SWLC1X3429+M	SAWYER, Chair	34 x 29 x 38



GSA Approved | 71-206
COM yardage: 8

Part Number	Description	D" x W" x H"
SWSE1X3453+K	SAWYER, Settee	34 x 53 x 38
SWSE1X3453+M	SAWYER, Settee	34 x 53 x 38



GSA Approved | 71-206
COM yardage: 11.5

Part Number	Description	D" x W" x H"
SWSF1X3477+K	SAWYER, Sofa	34 x 77 x 38
SWSF1X3477+M	SAWYER, Sofa	34 x 77 x 38



GSA Approved | 71-206
COM yardage: 3.75

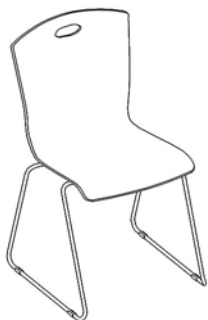
Part Number	Description	D" x W" x H"
SWOT1X2024+K	SAWYER, Ottoman	20 x 24 x 17
SWOT1X2024+M	SAWYER, Ottoman	20 x 24 x 17

chairs

RT London provides a variety of seating choices for dining, studying or gathering.

Statement of Line





GSA Approved | 71-205
COM yardage: 0.25

Standard includes:

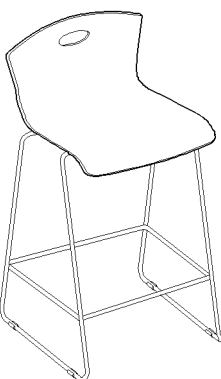
- Shell: maple veneer plywood
- Frame: steel wire, black
- Handhold cutout in back
- Stacker will stack 15-high on dolly
- Seat height: Chair 19", Counter 24", Bar 30"
- Shipped assembled

Part Number	Description	D" x W" x H"
IRCHUE-M	IRIS, Chair, Stacking, Upholstered Seat	20 x 19 x 31
IRCHWE-M	IRIS, Chair, Stacking	20 x 19 x 31



GSA Approved | 71-205

Part Number	Description	D" x W" x H"
IRCHWF-M	IRIS, Chair, Counter Height	20 x 19 x 32



GSA Approved | 71-205

Part Number	Description	D" x W" x H"
IRCHWG-M	IRIS, Chair, Bar Height	20 x 19 x 42

GSA Approved | 71-205

- Standard includes:**
- Transport and storage dolly: black paint, only
 - Stores 15 Iris stack chairs

Part Number	Description	D" x W" x H"
IRCHDY	IRIS, Dolly, For Stacking Chairs, Stacks 15 High	26 x 26 x 8



GSA Approved | 71-205
COM yardage: 1

Standard includes:

- Solid hardwood
- Species: **O** Oak or **M** Maple
- Flat or crown top
- Armless
- Wood or upholstered seat: base grade fabric
- Seat height: 17" chair, 24" counter, 29" bar
- Shipped assembled

Options available:

- Price Grade 4 fabric and above, please call for pricing

Part Number	Description	D" x W" x H"
95FM	SERIES 95, Chair, Flat Top	22 x 18 x 35
95FO	SERIES 95, Chair, Flat Top	22 x 18 x 35
95FUSM	SERIES 95, Chair, Upholstered Seat, Wood Back	22 x 18 x 35
95FUSO	SERIES 95, Chair, Upholstered Seat, Wood Back	22 x 18 x 35



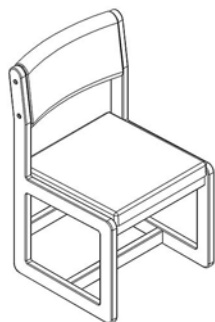
GSA Approved | 71-205

Part Number	Description	D" x W" x H"
95CM	SERIES 95, Chair, w/ Crown Top, Wood Seat	22 x 18 x 35
95CO	SERIES 95, Chair, w/ Crown Top, Wood Seat	22 x 18 x 35
95CUSM	SERIES 95, Chair, w/ Crown Top, Seat Upholstered, Wood Back	22 x 18 x 35
95CUSO	SERIES 95, Chair, w/ Crown Top, Seat Upholstered, Wood Back	22 x 18 x 35



GSA Approved | 71-205


Part Number	Description	D" x W" x H"
95BSM30	SERIES 95, Chair, w/ Flat Top, Bar Height, Wood Seat	21 x 18 x 43
95BSO30	SERIES 95, Chair, w/ Flat Top, Bar Height, Wood Seat	21 x 18 x 43
95BSUSM030	SERIES 95, Chair, w/ Flat Top, Bar Height, Upholstered seat	20 x 18 x 43
95BSUSO30	SERIES 95, Chair, w/ Flat Top, Bar Height, Upholstered seat	20 x 18 x 43



GSA Approved | 71-205
COM yardage: 1 yard for chair, 0.65 for seat or back separately.

- Standard includes:**
- Frame: one-piece veneer plywood with solid wood rails
 - Species: **K** Oak or **M** Maple
 - Upholstered seat and back, if selected: base grade fabric
 - Metal-to-metal connectors attach back to frame, exposed
 - Sled or 2-position base
 - Seat height: 18"
 - Shipped assembled
- Options available:**
- Price Grade 4 fabric and above, please call for pricing
 - For Customer's Own Material (COM), add the total cost of fabric to Grade 1 Price Group

Part Number	Description	D" x W" x H"
SCSLUA+Y	STUDENT CHAIR, Sled, Seat/Back Upholstered	20 x 18 x 32
SCSLWA-Y	STUDENT CHAIR, Sled, Seat/Back Wood	20 x 18 x 32



GSA Approved | 71-205
COM yardage: 1 yard for chair, 0.65 for seat or back separately.

Part Number	Description	D" x W" x H"
SC2PUA+Y	STUDENT CHAIR, 2-Position, Seat/Back Upholstered	20 x 18 x 32
SC2PWA-Y	STUDENT CHAIR, 2-Position, Seat/Back Wood	20 x 18 x 32



GSA Approved | 71-205
COM yardage: 1

Standard includes:

- Frame: one-piece veneer plywood with plywood rails
- Species: **K** Oak or **M** Maple
- Upholstered seat and back: base grade fabric
- Metal-to-metal connectors attach back to frame, exposed
- Sled or 2-position base
- Seat height: 18"
- Shipped assembled

Options available:

- Price Grade 4 fabric and above, please call for pricing
- For Customer's Own Material (COM), add the total cost of fabric to Grade 1 Price Group

Part Number	Description	D" x W" x H"
TGSLUA+Y	TANGO, Chair, Sled, Seat/Back Upholstered	20 x 19 x 33




GSA Approved | 71-205
COM yardage: 1

Part Number	Description	D" x W" x H"
TG2PUA+Y	TANGO, Chair, 2 Pos, Seat/Back Upholstered	22 x 19 x 33

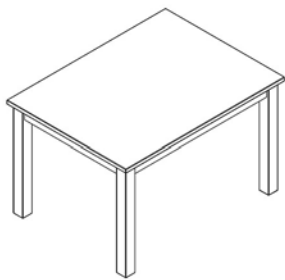
tables

Tables for working or dining, meeting or lounging.
For whatever's going on, there's a table here that's just right.

Statement of Line



4-Posted | Tables

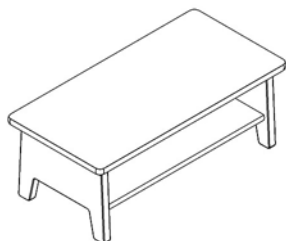


GSA Approved | 71-204

Standard includes:

- Post legs and frame: solid wood
- Top: laminate with matching PVC edge band
- Species: **K** Oak or **M** Maple
- Shipped assembled

Part Number	Description	D" x W" x H"
FOTB1X3636-K	FOUR POSTED, Table, 36" Square	36 x 36 x 30
FOTB1X3636-M	FOUR POSTED, Table, 36" Square	36 x 36 x 30
FOTB1X3648-K	FOUR POSTED, Table, 36" x 48" Rectangle	36 x 48 x 30
FOTB1X3648-M	FOUR POSTED, Table, 36" x 48" Rectangle	36 x 48 x 30
FOTB1X3660-K	FOUR POSTED, Table, 36" x 60" Rectangle	36 x 60 x 30
FOTB1X3660-M	FOUR POSTED, Table, 36" x 60" Rectangle	36 x 60 x 30
FOTB1X4242-K	FOUR POSTED, Table, 42" Square	42 x 42 x 30
FOTB1X4242-M	FOUR POSTED, Table, 42" Square	42 x 42 x 30

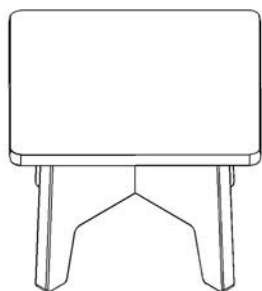


GSA Approved | 71-204

Standard includes:


- Frame: veneer plywood
- Top: laminate with plywood edge
- Species: **K** Oak or **M** Maple
- Shipped assembled

Part Number	Description	D" x W" x H"
BLTBCX2244-K	BLUTO, Coffee Table	22 x 44 x 16
BLTBCX2244-M	BLUTO, Coffee Table	22 x 44 x 16



GSA Approved | 71-204

Part Number	Description	D" x W" x H"
BLTBEX2222-K	BLUTO, End Table	22 x 22 x 16
BLTBEX2222-M	BLUTO, End Table	22 x 22 x 16



GSA Approved | 71-204

Part Number	Description	D" x W" x H"
BLTBER2424-K	BLUTO, Round End Table	24 x 24 x 16
BLTBER2424-M	BLUTO, Round End Table	24 x 24 x 16



Coffee Table
Open Market

Standard includes:

- Solid wood frame
- Top: laminate with solid wood Ogee edge nosing
- Species: **K** Oak or **M** Maple
- Shipped assembled

Part Number	Description	D" x W" x H"
CDTBC2448-K	CADENCE, Coffee Table with Tapered Legs	24 x 48 x 16
CDTBC2448-M	CADENCE, Coffee Table with Tapered Legs	24 x 48 x 16



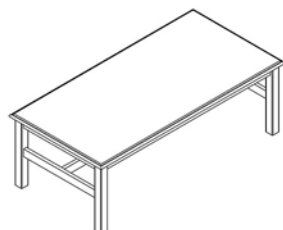
End Table
Open Market

Part Number	Description	D" x W" x H"
CDTBE2121-K	CADENCE, 22" High End Table with Tapered Legs, 21" Square	21 x 21 x 22
CDTBE2121-M	CADENCE, 22" High End Table with Tapered Legs, 21" Square	21 x 21 x 22
CDTBE2424-K	CADENCE, 16" High End Table with Tapered Legs, 24" Square	24 x 24 x 16
CDTBE2424-M	CADENCE, 16" High End Table with Tapered Legs, 24" Square	24 x 24 x 16



Occasional Table
Open Market

Part Number	Description	D" x W" x H"
CDTBO24RD-K	CADENCE, Occasional Table with Tapered Legs, 24" Round	24 x 24 x 16
CDTBO24RD-M	CADENCE, Occasional Table with Tapered Legs, 24" Round	24 x 24 x 16
CDTBO48RD-K	CADENCE, Occasional Table with Tapered Legs, 48" Round	48 x 48 x 16
CDTBO48RD-M	CADENCE, Occasional Table with Tapered Legs, 48" Round	48 x 48 x 16

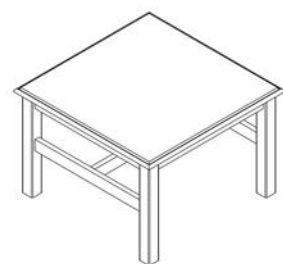


GSA Approved | 71-204

Standard includes:

- Solid wood frame
- Top: laminate with solid wood nosing
- Species: **K** Oak or **M** Maple
- Shipped assembled

Part Number	Description	D" x W" x H"
CSTBCX2448-K	CASCADE, Coffee Table	24 x 48 x 16
CSTBCX2448-M	CASCADE, Coffee Table	24 x 48 x 16



GSA Approved | 71-204

Part Number	Description	D" x W" x H"
CSTBEX2121-K	CASCADE, End Table	21 x 21 x 22
CSTBEX2121-M	CASCADE, End Table	21 x 21 x 22
CSTBEX2424-K	CASCADE, End Table	24 x 24 x 16
CSTBEX2424-M	CASCADE, End Table	24 x 24 x 16



GSA Approved | 71-204

Part Number	Description	D" x W" x H"
CSTBOX30RD-K	CASCADE, Occasional Table, 30" Round	30 x 30 x 16
CSTBOX30RD-M	CASCADE, Occasional Table, 30" Round	30 x 30 x 16
CSTBOX36RD-K	CASCADE, Occasional Table, 36" Round	36 x 36 x 16
CSTBOX36RD-M	CASCADE, Occasional Table, 36" Round	36 x 36 x 16



Open Market
Equal Length Feet X-Base Column

Standard includes:

- Laminate top with 3mm matching PVC edgeband
- Steel base and column. Finishes: Black Wrinkle, Black, Silver or Soft White LU standard.
- Adjustable leveling glides on base
- Shipped ready to assemble

Options available:

- Pub Height Table

Part Number	Description	D" x W" x H"
FT30S	FULTON, Table, 30" Square	30 x 30 x 30
FT36S	FULTON, Table, 36" Square	36 x 36 x 30
FT42S	FULTON, Table, 42" Square	42 x 42 x 30



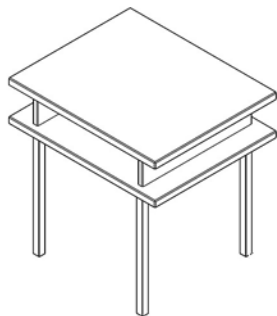
Open Market
Equal Length Feet X-Base Column

Part Number	Description	D" x W" x H"
FT30R	FULTON, Table, 30" Round	30 x 30 x 30
FT36R	FULTON, Table, 36" Round	36 x 36 x 30
FT42R	FULTON, Table, 42" Round	42 x 42 x 30
FT48R	FULTON, Table, 48" Round	48 x 48 x 30



Open Market
T - Base Legs (2) Total

Part Number	Description	D" x W" x H"
FT2430RT	FULTON, Table, 24" x 30" Rectangle with T-Base	24 x 30 x 30
FT2436RT	FULTON, Table, 24" x 36" Rectangle with T-Base	24 x 36 x 30
FT2442RT	FULTON, Table, 24" x 42" Rectangle with T-Base	24 x 42 x 30
FT2448RT	FULTON, Table, 24" x 48" Rectangle with T-Base	24 x 48 x 30
FT2460RT	FULTON, Table, 24" x 60" Rectangle with T-Base	24 x 60 x 30
FT3036RT	FULTON, Table, 30" x 36" Rectangle with T-Base	30 x 36 x 30
FT3042RT	FULTON, Table, 30" x 42" Rectangle with T-Base	30 x 42 x 30
FT3048RT	FULTON, Table, 30" x 48" Rectangle with T-Base	30 x 48 x 30
FT3060RT	FULTON, Table, 30" x 60" Rectangle with T-Base	30 x 60 x 30
FT3642RT	FULTON, Table, 36" x 42" Rectangle with T-Base	36 x 42 x 30
FT3648RT	FULTON, Table, 36" x 48" Rectangle with T-Base	36 x 48 x 30
FT3660RT	FULTON, Table, 36" x 60" Rectangle with T-Base	36 x 60 x 30

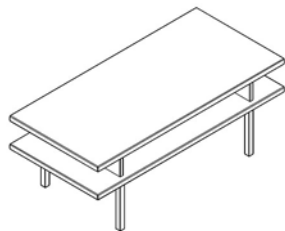


GSA Approved | 71-204

Standard includes:

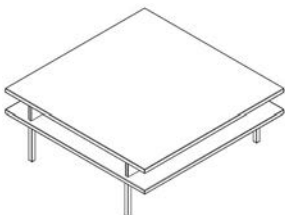
- Hardwood veneer plywood with matching PVC edge band
- Steel legs: silver powder coat
- Shipped assembled

Part Number	Description	D" x W" x H"
HUTBEX2024-K	HUGO, End Table	20 x 24 x 24
HUTBEX2024-M	HUGO, End Table	20 x 24 x 24




GSA Approved | 71-204

Part Number	Description	D" x W" x H"
HUTBCX2042-K	HUGO, Coffee Table, Rectangle	20 x 42 x 16
HUTBCX2042-M	HUGO, Coffee Table, Rectangle	20 x 42 x 16



GSA Approved | 71-204

Part Number	Description	D" x W" x H"
HUTBCX4242-K	HUGO, Coffee Table, Square	42 x 42 x 16
HUTBCX4242-M	HUGO, Coffee Table, Square	42 x 42 x 16




Standard includes:

- Top: laminate with matching PVC edge band
- Standard Finishes
- Four steel post legs: silver powder coat
- Shipped ready to assemble

Part Number	Description	D" x W" x H"
EXTBCX2442-L	JANE, Coffee Table	24 x 42 x 17
EXTBCX4242-L	JANE, Coffee Table	42 x 42 x 17

Open Market

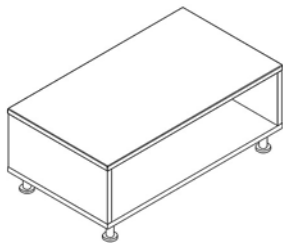


Standard includes:

- Top: laminate with matching PVC edge band
- Standard Finishes
- Four steel post legs: silver powder coat
- Shipped ready to assemble

Part Number	Description	D" x W" x H"
EXTBEX2222-L	JANE, End Table	22 x 22 x 22

Open Market

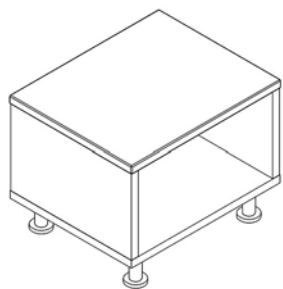


GSA Approved | 71-204

- Standard includes:**
- Sides and bottom: hardwood veneer with PVC edge band
 - Top: laminate with matching PVC edge band
 - Species: **K** Oak or **M** Maple
 - Silver metal legs
 - Shipped assembled

- Options available:**
- Wood legs: **+\$180 List**

Part Number	Description	D" x W" x H"
LUTBC4224-K	LUCY, Coffee Table	24 x 42 x 17
LUTBC4224-M	LUCY, Coffee Table	24 x 42 x 17



GSA Approved | 71-204

- Options available:**
- Wood legs: **+\$180 List**

Part Number	Description	D" x W" x H"
LUTBE1822-K	LUCY, End Table	18 x 22 x 17
LUTBE1822-M	LUCY, End Table	18 x 22 x 17



Open Market
Equal Length Feet X-Base Column



Standard includes:

- Laminate top with 3mm matching PVC edgeband
- Cast aluminum base, steel column. Finishes: Black Wrinkle, Black, Silver or Soft White LU standard.
- Adjustable leveling glides on base
- Shipped ready to assemble

Options available:

- Pub Height Table

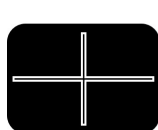
Part Number	Description	D" x W" x H"
LY30S	LYON, Table, 30" Square	30 x 30 x 30
LY36S	LYON, Table, 36" Square	36 x 36 x 30
LY42S	LYON, Table, 42" Square	42 x 42 x 30



Open Market
Equal Length Feet X-Base Column



Part Number	Description	D" x W" x H"
LY30R	LYON, Table, 30" Round	30 x 30 x 30
LY36R	LYON, Table, 36" Round	36 x 36 x 30
LY42R	LYON, Table, 42" Round	42 x 42 x 30
LY48R	LYON, Table, 48" Round	48 x 48 x 30



Open Market
1 Longer Foot & 1 Shorter Foot X-Base Column




Part Number	Description	D" x W" x H"
LY2430RT	LYON, Table, 24" x 30" Rectangle with X-Base	24 x 30 x 30
LY2436RT	LYON, Table, 24" x 36" Rectangle with X-Base	24 x 36 x 30
LY2442RT	LYON, Table, 24" x 42" Rectangle with X-Base	24 x 42 x 30
LY3036RT	LYON, Table, 30" x 36" Rectangle with X-Base	30 x 36 x 30
LY3042RT	LYON, Table, 30" x 42" Rectangle with X-Base	30 x 42 x 30
LY3642RT	LYON, Table, 36" x 42" Rectangle with X-Base	36 x 42 x 30




Open Market
T - Base Legs (2) Total



Part Number	Description	D" x W" x H"
LY2448RT	LYON, Table, 24" x 48" Rectangle with T-Base	24 x 48 x 30
LY2460RT	LYON, Table, 24" x 60" Rectangle with T-Base	24 x 60 x 30
LY3048RT	LYON, Table, 30" x 48" Rectangle with T-Base	30 x 48 x 30
LY3060RT	LYON, Table, 30" x 60" Rectangle with T-Base	30 x 60 x 30
LY3648RT	LYON, Table, 36" x 48" Rectangle with T-Base	36 x 48 x 30
LY3660RT	LYON, Table, 36" x 60" Rectangle with T-Base	36 x 60 x 30



Open Market
Square Pedestal Base



Standard includes:

- Laminate top with 3mm matching PVC edgeband
- Steel pedestal base and column. Finishes: Black Wrinkle, Black, Silver or Soft White LU standard.
- Round pedestal base for round tops. Square pedestal base for square tops. Rectangle pedestal base for rectangular tops.
- Adjustable leveling glides on base
- Shipped ready to assemble


Options available:

- Pub Height Table


Part Number	Description	D" x W" x H"
MS30S	MORRIS, Table, 30" Square	30 x 30 x 30
MS36S	MORRIS, Table, 36" Square	36 x 36 x 30
MS42S	MORRIS, Table, 42" Square	42 x 42 x 30
MS48S	MORRIS, Table, 48" Square	48 x 48 x 30




Open Market
Round Pedestal Base



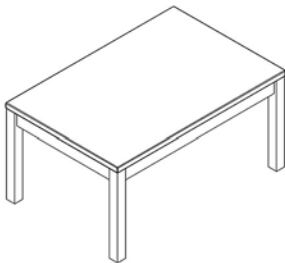
Part Number	Description	D" x W" x H"
MS30R	MORRIS, Table, 30" Round	30 x 30 x 30
MS36R	MORRIS, Table, 36" Round	36 x 36 x 30
MS42R	MORRIS, Table, 42" Round	42 x 42 x 30
MS48R	MORRIS, Table, 48" Round	48 x 48 x 30



Open Market
Rectangular Pedestal Base



Part Number	Description	D" x W" x H"
MS2430RT	MORRIS, Table, 24" x 30" Rectangle	24 x 30 x 30
MS2436RT	MORRIS, Table, 24" x 36" Rectangle	24 x 36 x 30
MS2442RT	MORRIS, Table, 24" x 42" Rectangle	24 x 42 x 30
MS2448RT	MORRIS, Table, 24" x 48" Rectangle	24 x 48 x 30
MS2460RT	MORRIS, Table, 24" x 60" Rectangle	24 x 60 x 30
MS3036RT	MORRIS, Table, 30" x 36" Rectangle	30 x 36 x 30
MS3042RT	MORRIS, Table, 30" x 42" Rectangle	30 x 42 x 30
MS3048RT	MORRIS, Table, 30" x 48" Rectangle	30 x 48 x 30
MS3060RT	MORRIS, Table, 30" x 60" Rectangle	30 x 60 x 30
MS3642RT	MORRIS, Table, 36" x 42" Rectangle	36 x 42 x 30
MS3648RT	MORRIS, Table, 36" x 48" Rectangle	36 x 48 x 30
MS3660RT	MORRIS, Table, 36" x 60" Rectangle	36 x 60 x 30

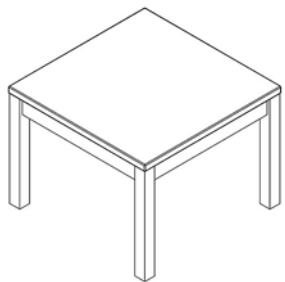


GSA Approved | 71-204

Standard includes:

- Post legs and frame: solid wood
- Top: laminate with matching PVC edge band
- Species: **K** Oak or **M** Maple
- Shipped assembled

Part Number	Description	D" x W" x H"
ROTBXC2448-K	ROSS, Coffee Table	24 x 48 x 18
ROTBXC2448-M	ROSS, Coffee Table	24 x 48 x 18
ROTBEX2436-K	ROSS, Coffee Table	24 x 36 x 18
ROTBEX2436-M	ROSS, Coffee Table	24 x 36 x 18



GSA Approved | 71-204

Part Number	Description	D" x W" x H"
ROTBEX2424-K	ROSS, End Table	24 x 24 x 18
ROTBEX2424-M	ROSS, End Table	24 x 24 x 18



GSA Approved | 71-204

Standard includes:

- Base: Veneer Plywood
- Laminate top with (D) Vinyl T-Mold Edge
- Species: **Y** Veneer Plywood
- Shipped assembled

Options available on Trestle Base tables:

- Grommet **+\$25 List**
- Power available. Please call for pricing.

Part Number	Description	D" x W" x H"
SHTBXD3636-Y	SHERWOOD, Table, 36" Square, X-Base, Vinyl T-Mold Edge	36 x 36 x 29
SHTBXD36RD-Y	SHERWOOD, Table, 36" Round, X-Base, Vinyl T-Mold Edge	36 x 36 x 29
SHTBXD4242-Y	SHERWOOD, Table, 42" Square, X-Base, Vinyl T-Mold Edge	42 x 42 x 29
SHTBXD42RD-Y	SHERWOOD, Table, 42" Round, X-Base, Vinyl T-Mold Edge	42 x 42 x 29
SHTBXD48RD-Y	SHERWOOD, Table, 48" Round, X-Base, Vinyl T-Mold Edge	48 x 48 x 29



GSA Approved | 71-204

Part Number	Description	D" x W" x H"
SHTBTD4260-Y	SHERWOOD, Table, 42" x 60" Trestle Base, Vinyl T-Mold Edge	42 x 60 x 29
SHTBTD4272-Y	SHERWOOD, Table, 42" x 72" Trestle Base, Vinyl T-Mold Edge	42 x 72 x 29
SHTBTD4296-Y	SHERWOOD, Table, 42" x 96" Trestle Base, Vinyl T-Mold Edge	42 x 96 x 29



GSA Approved | 71-204

Standard includes:

- Base: Veneer Plywood
- Laminate top with (F) Exposed Multi-Ply Plywood Edge
- Species: **Y** Veneer Plywood
- Shipped assembled

Options available on Trestle Base tables:


- Grommet **+\$25 List**
- Power available. Please call for pricing.

Part Number	Description	D" x W" x H"
SHTBXF3636-Y	SHERWOOD, Table, 36" Square, X-Base, Exposed Multi-Ply Edge	36 x 36 x 29
SHTBXF36RD-Y	SHERWOOD, Table, 36" Round, X-Base, Exposed Multi-Ply Edge	36 x 36 x 29
SHTBXF4242-Y	SHERWOOD, Table, 42" Square, X-Base, Exposed Multi-Ply Edge	42 x 42 x 29
SHTBXF42RD-Y	SHERWOOD, Table, 42" Round, X-Base, Exposed Multi-Ply Edge	42 x 42 x 29
SHTBXF48RD-Y	SHERWOOD, Table, 48" Round, X-Base, Exposed Multi-Ply Edge	48 x 48 x 29




GSA Approved | 71-204

Part Number	Description	D" x W" x H"
SHTBTF4260-Y	SHERWOOD, Table, 42" x 60" Trestle Base, Exposed Multi-Ply Edge	42 x 60 x 29
SHTBTF4272-Y	SHERWOOD, Table, 42" x 72" Trestle Base, Exposed Multi-Ply Edge	42 x 72 x 29
SHTBTF4296-Y	SHERWOOD, Table, 42" x 96" Trestle Base, Exposed Multi-Ply Edge	42 x 96 x 29



Open Market
(4) - 3" Legs



Standard includes:

- Laminate top with 3mm matching PVC edgeband
- (4) – 3" Diameter steel legs with a black plastic ring insert at the bottom.
- Finishes: Black Wrinkle, Black, Silver or Soft White LU standard.
- Adjustable leveling glides on legs
- Shipped ready to assemble

Options available:

- Pub Height Table

Part Number	Description	D" x W" x H"
UN2430RT	UNION, Table, 24" x 30" Rectangle	24 x 30 x 30
UN30S	UNION, Table, 30" x 30" Square	30 x 30 x 30
UN36S	UNION, Table, 36" x 36" Square	36 x 36 x 30
UN42S	UNION, Table, 42" x 42" Square	42 x 42 x 30
UN48S	UNION, Table, 48" x 48" Square	48 x 48 x 30



Open Market
(4) - 3" Legs

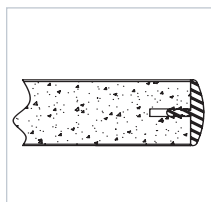


Part Number	Description	D" x W" x H"
UN2436RT	UNION, Table, 24" x 36" Rectangle	24 x 36 x 30
UN2442RT	UNION, Table, 24" x 42" Rectangle	24 x 42 x 30
UN2448RT	UNION, Table, 24" x 48" Rectangle	24 x 48 x 30
UN2460RT	UNION, Table, 24" x 60" Rectangle	24 x 60 x 30
UN3036RT	UNION, Table, 30" x 36" Rectangle	30 x 36 x 30
UN3042RT	UNION, Table, 30" x 42" Rectangle	30 x 42 x 30
UN3048RT	UNION, Table, 30" x 48" Rectangle	30 x 48 x 30
UN3060RT	UNION, Table, 30" x 60" Rectangle	30 x 60 x 30
UN3642RT	UNION, Table, 36" x 42" Rectangle	36 x 42 x 30
UN3648RT	UNION, Table, 36" x 48" Rectangle	36 x 48 x 30
UN3660RT	UNION, Table, 36" x 60" Rectangle	36 x 60 x 30

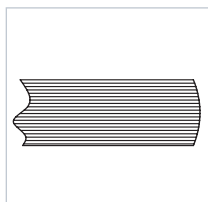
Multi-use Table Features

Sherwood

Table Edge Options



D T-Mold, vinyl



F Exposed multi-ply edge,
plywood

Default Vinyl T-Mold Finish Matrix

Oak		Maple	
Laminate	T-Mold	Laminate	T-Mold
Light	Jet Black	Natural Maple	Warm White
Medium Oak	Jet Black	Cocoa	Brown
		Cinnamon Noche	Jet Black
		Chestnut	Brown

Occasional Table Features

	Construction	Material	Styles	Other
Bluto	Glue and dowel	Hardwood veneer plywood frame with laminate top and plywood edges.	Coffee and end tables	Rectangle, square, and round shapes
Cascade	Glue and dowel	Solid wood frame with laminate top and matching solid wood edges.	Coffee and end tables	Rectangle, square, and round shapes
Cadence	Glue and dowel	Solid wood frame with laminate top with solid wood Ogee edge nosing.	Coffee and end tables	Rectangle, square, and round shapes
Hugo	Glue and dowel with hidden metal-to-metal connections	Metal legs with hardwood veneer plywood case and matching PVC edge band.	Coffee and end tables	Storage credenza
Jane	Metal legs attached to the top with screws.	Metal legs with laminate top and matching PVC edge band.	Coffee and end tables	Rectangle and square shapes
Lucy	Glue and dowel	Hardwood veneer plywood frame with laminate top and matching PVC edge band.	Coffee and end tables	Wood or metal legs
Ross	Metal corner stretcher and screws	Solid wood frame with laminate top and matching PVC edge band.	Coffee and end tables	Rectangle and square shapes

surface materials

Choices and more choices. We offer an expansive selection of surface materials with choices that fit just about any style.

Wood Finishes

Custom finishes are also available.

Maple Finishes (M)

- 50** Chestnut on Maple
- 01** Natural on Maple
- 60** Cocoa on Maple
- 30** Cinnamon Noche on Maple

Oak Finishes (K)

- 02** Oak
- 40** Medium on Oak

Veneer on Plywood Finishes (Y)

- K02** Oak
- K40** Medium on Oak
- M50** Chestnut on Maple
- M01** Natural on Maple
- M60** Cocoa on Maple
- M30** Cinnamon Noche on Maple

Laminate Finishes

- A5** Oak
- A7** Medium Oak
- 88** Latte
- 50** Chestnut Maple
- 01** Natural Maple
- 60** Cocoa Maple
- 30** Cinnamon Noche Maple

Seating Finishes

Available on Iris, Series 95, Student Chair & Tango

- Oak
- Medium Oak
- Latte (Available on Student and Tango chairs, only)
- Chestnut Maple
- Natural Maple
- Cocoa Maple
- Cinnamon Noche Maple

Fabric & Custom Finish Options

If our standard surface materials don't offer what you are looking for, we've made it easy to customize a solution.

CSM Fabrics

Customer Specified Material. Still looking for the perfect fabric? We've made graded in easy. Simply let your sales representative or Customer Service know what fabric you would like on your furniture and we will grade it in. Pricing will vary depending on the fabric cost. Once fabric is approved, we handle procuring the necessary yardage for your furniture. CSM fabrics are applied across the roll, unless otherwise specified.

COM Fabrics

Customer's Own Material. Contact Customer Service to arrange your own fabric on our lounge and seating products. We can provide you with the yardage that is required and you have fabric shipped directly to one of our manufacturing plants. We ask that a sample be sent to us so we can make sure it will work on our lounge or seating products. Once the fabric has been approved, we will notify you that we can proceed with accepting your fabric and producing your order. For COM pricing, use the Price Grade 1 upgrade. COM fabrics are applied across the roll, unless otherwise specified.

CAL 133

California Technical Bulletin 133. CAL133 is a standard for public buildings or public assembly areas that have areas containing 10 or more pieces of seating. Most of our products can be modified to comply with CAL 133 requirements. Contact Customer Service for pricing and approved CAL133 products.

Custom Finishes

Our standard wood and laminate finishes offer a wide variety, however we offer custom finishes to meet the design needs of our customers. Contact Customer Service to discuss our custom finish capabilities.

Additional information regarding CSM & COM Fabrics

Fabrics are applied across the roll [warp horizontal or railroaded are other commonly used terms] unless otherwise specified. Upholstering furniture across the roll allows no seams on sofa backs, settee backs and other larger pieces. Fabric direction varies on samples from textile companies. We encourage you to contact the textile manufacturer for clarification to ensure your furniture gets upholstered how you intended.

Please note, additional yardage may be required based on fabric repeat, pattern, width of role and upholstery direction. Once fabric is selected, Customer Service can determine if additional yardage will be required.

wood finish - standard

wood finish - premium



Oak



Natural Maple



Medium Oak



Chestnut Maple



Cocoa Maple



Cinnamon Noche Maple

Color Disclaimer

Please order actual material samples for specifying purposes. Color accuracy is not guaranteed with these images.

As with all natural wood products there will be some variation or irregularities of color, texture, or surface grain. Contact your RT London representative or call customer service at 877.613.2012 with any questions or concerns.

laminate finish - standard

laminate finish - premium



Oak Natural Maple Latte Medium Oak Chestnut Maple Cocoa Maple Cinnamon Noche Maple

Color Disclaimer
Please order actual material samples for specifying purposes. Color accuracy is not guaranteed with these images.