



Quality products. Dedicated service.

**Note: All prices are shown as LIST price, for NET pricing please contact your sales representative [HERE](#).**

# Table of Contents

## Room Solutions | Casegoods

<b>4</b> Adapt	<b>32</b> MFS
<b>10</b> Captain's Bed	<b>38</b> RH Series
<b>14</b> Crescent	<b>48</b> Westwood
<b>18</b> Essentials	<b>54</b> Media Collection
<b>27</b> Fremont	

## Beds & Accessories

<b>61</b> Alcove	<b>71</b> Scout
<b>62</b> Breton	<b>72</b> Solo
<b>63</b> Essix	<b>73</b> Tool Free
<b>65</b> Griffin	<b>75</b> Accessories
<b>67</b> Maxwell	<b>79</b> Mattresses

## Lounge Seating

<b>85</b> Baxter	<b>98</b> Garbo	<b>105</b> Lucy	<b>115</b> Turner
<b>89</b> Charlie	<b>99</b> Henley	<b>109</b> Lucy Lu	
<b>91</b> Doozie	<b>100</b> Hudson	<b>110</b> Monroe	
<b>95</b> Emily	<b>102</b> Hugo	<b>111</b> Nora	
<b>97</b> Finn	<b>103</b> Lotus	<b>113</b> Quincy	

## Chairs

<b>120</b> Iris
<b>123</b> Tango
<i>See also Orchestra Collection</i>

## Tables

<b>125</b> 4-Posted	<b>131</b> Lucy	<b>138</b> Turner
<b>126</b> Fountain	<b>132</b> Lyon	<b>139</b> Union
<b>127</b> Fulton	<b>135</b> Morris	
<b>129</b> Hugo	<b>136</b> Ross	
<b>130</b> Jane	<b>137</b> Sherwood	

## Surface Materials

<b>141</b> Surface Materials: Wood finishes & Laminate finishes
<b>142</b> Fabric & Custom finish options
<b>143</b> Wood & Laminate finish sheets

Renderings are for reference purposes only. Actual product features may differ from rendering.  
Contact RT London or your sales representative for enhanced images of products.  
Prices are stated in LIST terms. Freight is not included. Contact RT London or your sales representative for volume discount and freight information.

# Room Solutions

Create great living spaces with flexible furniture and systems that provide all the comfort and convenience of home. Each of our furniture lines are comprised of separate components designed to work together and create the right space for each individual room—giving you more choices than ever before.

## Statement of Line





Adapt was inspired by applying techniques from a former collection we loved creating. Adapt works to help students throughout the semester by balancing their social and academic needs with adaptive, modular pieces that move with the individual student.

## Adapt

Room Solutions



## Adapt



### features

- Adapt consists of innovative furniture pieces that serve multiple functions; each segment is easy to move or reconfigure, provides ample storage options, and offers students a variety of places to study.
- Constructed using veneer with PVC edge banding in maple or oak.
- Laminate available on 3-drawer chest and top of worksurface.
- Height adjustable bed; 7 bed deck heights on the single bed and 19 bed deck heights on the studio bed.
- Deck: spring or 3-piece wood.
- Double sided pin channel allows for the worksurface and cubbies to be placed on either side of the headboard and footboard.
- 3-drawer chest includes integral pulls and gives students ample storage room. The 3-drawer chest also allows for a stacking wardrobe with an

integrated safety clip at rear. Available in laminate or veneer.


- Adjustable worksurface allows for multiple heights and allows a student to move around their room for the best experience. It can also be used as additional wardrobe storage.
- Optional hanging bar and pencil tray can be added to the worksurface for a fully functional unit.
- Additional modular pieces such as the cubbies, storage cart and tray give the student not only more storage, but also more versatility in their space.
- Tackable panels add privacy and personalization.
- Lounge chair and stool provide a comfortable place to relax while keeping the same aesthetics of the bed furniture.

### statement of line



### finishes


#### wood finish - standard




#### laminate finish - standard



#### wood finish - premium



#### laminate finish - premium



#### Color Disclaimer

Please order actual material samples for specifying purposes. Color accuracy is not guaranteed with these images.



Open Market

**Standard includes:**

- Solid hardwood posts and rails
- 19 bed deck heights with silver powder coated steel pin channel
- Metal stabilizer rail with safety locking device
- Deck: spring or 3-piece wood
- Uses Mattress Sized 36" x 80" – Not Included
- Standard Finishes
- Shipped ready to assemble

**Options available:**

- Premium Finishes

Part Number	Description	D" x W" x H"	Price
ADSBES4083-K	ADAPT, Studio Loft Bed, Spring Deck, Metal Stabilizer Rail, Uses Mattress Sized 36" x 80" - Not Included	39 x 83 x 69	\$3,286
ADSBES4083-M	ADAPT, Studio Loft Bed, Spring Deck, Metal Stabilizer Rail, Uses Mattress Sized 36" x 80" - Not Included	39 x 83 x 69	\$3,790
ADSBEW4083-K	ADAPT, Studio Loft Bed, Wood Deck, Metal Stabilizer Rail, Uses Mattress Sized 36" x 80" - Not Included	39 x 83 x 69	\$3,222
ADSBEW4083-M	ADAPT, Studio Loft Bed, Wood Deck, Metal Stabilizer Rail, Uses Mattress Sized 36" x 80" - Not Included	39 x 83 x 69	\$3,652



Open Market

**Standard includes:**

- Solid hardwood posts and rails
- 7 bed deck heights with silver powder coated steel pin channel
- Deck: spring or 3-piece wood
- Uses Mattress Sized 36" x 80" – Not Included
- Standard Finishes
- Shipped ready to assemble

**Options available:**

- Premium Finishes

Part Number	Description	D" x W" x H"	Price
ADLBS4083-K	ADAPT, Single Bed, Spring Deck, Uses Mattress Sized 36" x 80" - Not Included	39 x 83 x 36	\$2,310
ADLBS4083-M	ADAPT, Single Bed, Spring Deck, Uses Mattress Sized 36" x 80" - Not Included	39 x 83 x 36	\$2,867
ADLBW4083-K	ADAPT, Single Bed, Wood Deck, Uses Mattress Sized 36" x 80" - Not Included	39 x 83 x 36	\$2,246
ADLBW4083-M	ADAPT, Single Bed, Wood Deck, Uses Mattress Sized 36" x 80" - Not Included	39 x 83 x 36	\$2,729





Open Market

**Standard includes:**

- Case: veneer plywood or laminate with matching PVC edge band
- Top: HPL with matching PVC edge band
- Oak or Maple finishes
- Integrated pulls
- 3/4 extension epoxy coated slides
- Chests can stack 2 high
- Wardrobe unit can stack on chest
- Integrated safety connector clip
- Standard finishes
- Handhold cutouts for ease of movement
- Shipped assembled

**Options available:**

- Premium Finishes

Part Number	Description	D" x W" x H"	Price
ADDR3X36-L	ADAPT, Chest, 3-Drawer, Laminate	20 x 36 x 29	\$920
ADDR3X36-Y	ADAPT, Chest, 3-Drawer, Veneer Plywood	20 x 36 x 29	\$1,199



Open Market

**Standard includes:**

- Worksurface: laminate with matching PVC edge band
- Veneer plywood with with matching PVC edge band
- Standard finishes
- Silver finish hanging brackets
- Shipped assembled

**Options available:**

- Hanging bar: silver
- Pencil shelf: silver

Part Number	Description	D" x W" x H"	Price	Hanging Bar	Pencil Shelf
ADWADE3720-Y	ADAPT, Worksurface	20 x 36 x 9	\$347	+\$63	+\$71



Open Market

**Standard includes:**

- Veneer Plywood with matching PVC edge band
- Silver finish hanging brackets
- Shipped assembled

**Options available:**

- Premium Finishes

Part Number	Description	D" x W" x H"	Price
ADDC1816-Y	ADAPT, Deep Cubby	14 x 18 x 16	\$306
ADSC1816-Y	ADAPT, Shallow Cubby	10 x 18 x 16	\$236



Open Market

**Standard includes:**

- Veneer plywood with matching PVC edge band
- Standard finishes
- Fit 4 side by side under bed
- 2 Casters, 2 glides; casters in back for ease of movement
- Shipped assembled

**Options available:**

- Premium Finishes

Part Number	Description	D" x W" x H"	Price
ADCA3620-Y	ADAPT, Storage Cart	36 x 20 x 8	\$436



Open Market

**Standard includes:**

- Laminate with matching vinyl edge band or Veneer with matching vinyl edge band
- Bolts on, attachment hardware included

Part Number	Description	D" x W" x H"	Price
ADDRL179-L	ADAPT DECORATIVE RAIL, Bolt-On, Laminte	0 x 79 x 4	\$93
ADDRV179-Y	ADAPT DECORATIVE RAIL, Bolt-On, Veneer	0 x 79 x 4	\$124




Open Market

**Standard includes:**

- Tackable surface for hanging on wardrobe unit
- Choice of fabrics
- Shipped assembled

Part Number	Description	D" x W" x H"	Price	Base	Grade1	Grade2
ADHTP3615	ADAPT, 36" Hanging Tackable Panel	1 x 15 x 36	\$179	+\$13	+\$25	+\$38
ADHTP4515	ADAPT, 45" Hanging Tackable Panel	1 x 15 x 45	\$187	+\$13	+\$25	+\$38



Open Market

**Standard includes:**

- White board metal marker board with pen holder
- White board metal marker board is designed to hang from headboard pin channels and is available in two widths
- White board metal marker board with magnetic tackable surface covers half of unit allowing use of markable surface
- Choice of fabrics on tackable units
- Shipped assembled

Part Number	Description	D" x W" x H"	Price	Base	Grade1	Grade2
ADMB1318	ADAPT, Marker Board, Half-Width	1 x 17 x 12	\$100			
ADMB1318T	ADAPT, Marker Board, Half-Width, Magnetic Tackable Panel	1 x 17 x 12	\$151	+\$9	+\$17	+\$25
ADMB1336	ADAPT, Marker Board, Full-Width	1 x 35 x 12	\$188			
ADMB1336T	ADAPT, Marker Board, Full-Width, Magnetic Tackable Panel	1 x 35 x 12	\$239	+\$13	+\$25	+\$38





Open Market

**Standard includes:**

- Case: veneer plywood or laminate with matching PVC edge band
- Hanging bar: silver
- Stacks on 3-drawer chest or can be a stand alone unit
- Integrated safety connector clip
- Standard finishes
- Shipped assembled

**Options available:**

- Premium Finishes

Part Number	Description	D" x W" x H"	Price
ADWA036-L	ADAPT, Wardrobe, Laminate	20 x 36 x 45	\$566
ADWA036-Y	ADAPT, Wardrobe, Veneer Plywood	20 x 36 x 45	\$946

Maximize your space with this bed option.  
Drawer configuration can be tailored to meet your needs.

## Captain's Bed

Room Solutions



# Captain's Bed



## features

- Available with 2-, 3- or 4-drawers and 4-drawers with 2-doors.
- Hinged door opens to provide additional storage underneath deck.
- Designed to be used with mattress and no box spring.

## statement of line



Captain's bed

## finishes

### wood finish - standard




Oak



Natural Maple

### wood finish - premium



Chestnut Maple



Cocoa Maple



Cinnamon Noche Maple



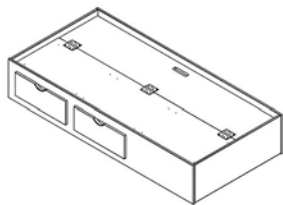
Driftwood Maple



Maduro Maple

### Color Disclaimer

Please order actual material samples for specifying purposes. Color accuracy is not guaranteed with these images.

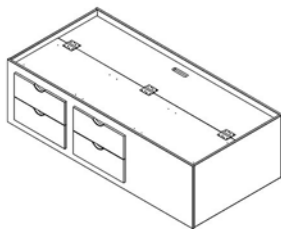


GSA Approved | 71-204

- Standard includes:**
- Veneer plywood with matching PVC edge band
  - Species: **K** Oak or **M** Maple
  - 3/4 extension epoxy coated drawer slides
  - Half-moon pull: black plastic
  - Storage compartment under bed deck
  - Shipped assembled

Part Number	Description	D" x W" x H"	Price
SOBEC23882-K	SOLO, Captain Bed, 2-Drawers, Uses Mattress Sized 36" x 80" - Not Included	38 x 82 x 15	\$1,701
SOBEC23882-M	SOLO, Captain Bed, 2-Drawers, Uses Mattress Sized 36" x 80" - Not Included	38 x 82 x 15	\$1,739
SOBEC24082-K	SOLO, Captain Bed, 2-Drawers, Uses Mattress Sized 38" x 80" - Not Included	40 x 82 x 15	\$1,734
SOBEC24082-M	SOLO, Captain Bed, 2-Drawers, Uses Mattress Sized 38" x 80" - Not Included	40 x 82 x 15	\$1,774
SOBEC63882-K	SOLO, Captain Bed, 3-Drawer, Uses Mattress Sized 36" x 80" - Not Included	38 x 82 x 15	\$1,764
SOBEC63882-M	SOLO, Captain Bed, 3-Drawer, Uses Mattress Sized 36" x 80" - Not Included	38 x 82 x 15	\$1,805
SOBEC64082-K	SOLO, Captain Bed, 3-Drawer, Uses Mattress Sized 38" x 80" - Not Included	40 x 82 x 15	\$1,884
SOBEC64082-M	SOLO, Captain Bed, 3-Drawer, Uses Mattress Sized 38" x 80" - Not Included	40 x 82 x 15	\$1,925





GSA Approved | 71-204

**Standard includes:**

- Veneer plywood with matching PVC edge band
- Species: **K** Oak or **M** Maple
- 3/4 extension epoxy coated drawer slides
- Half-moon pull: black plastic
- Four drawers
- Storage compartment under bed deck
- Shipped assembled

Part Number	Description	D" x W" x H"	Price
SOBEC43882-K	SOLO, Captain Bed, 4-Drawers, Uses Mattress Sized 36" x 80" - Not Included	38 x 82 x 24	\$2,333
SOBEC43882-M	SOLO, Captain Bed, 4-Drawers, Uses Mattress Sized 36" x 80" - Not Included	38 x 82 x 24	\$2,376
SOBEC44082-K	SOLO, Captain Bed, 4-Drawers, Uses Mattress Sized 38" x 80" - Not Included	40 x 82 x 24	\$2,432
SOBEC44082-M	SOLO, Captain Bed, 4-Drawers, Uses Mattress Sized 38" x 80" - Not Included	40 x 82 x 24	\$2,445
SOBEC53882-K	SOLO, Captain Bed, 4-Drawer/2 Door, Uses Mattress Sized 36" x 80" - Not Included	38 x 82 x 24	\$2,500
SOBEC53882-M	SOLO, Captain Bed, 4-Drawer/2 Door, Uses Mattress Sized 36" x 80" - Not Included	38 x 82 x 24	\$2,538
SOBEC54082-K	SOLO, Captain Bed, 4-Drawer/2 Door, Uses Mattress Sized 38" x 80" - Not Included	40 x 82 x 24	\$2,508
SOBEC54082-M	SOLO, Captain Bed, 4-Drawer/2 Door, Uses Mattress Sized 38" x 80" - Not Included	40 x 82 x 24	\$2,544

Classic and sophisticated. Crescent is rich in detail and craftsmanship, creating a timeless quality.

**Crescent**  
Room Solutions




Crescent



features


- Built to last using high-quality maple wood veneers and solid wood accents.
- Durable high-pressure laminate tops with solid wood edgebanding finished to match the laminate color.
- Oil-rubbed bronze finished pulls on all door and drawer units.
- Twin XL (39x80), Full XL (54x80), and Queen (60x80) bed sizes available.

statement of line



finishes

wood finish - standard    wood finish - premium



**Color Disclaimer**  
Please order actual material samples for specifying purposes. Color accuracy is not guaranteed with these images.



Open Market

**Standard includes:**

- Bed: solid wood posts with veneer plywood panels and rails: Maple
- Standard Finishes
- Platform style bed
- Deck: 3-piece wood
- Shipped ready to assemble

**Options available:**

- Premium Finishes

Part Number	Description	D" x W" x H"	Price
CCBE3E4684-M	CRESCENT, Bed, Twin, Uses Mattress Sized 39" x 80" - Not Included	83 x 45 x 48	\$2,083
CCBE3E6184-M	CRESCENT, Bed, Full, Uses Mattress Sized 54" x 80" - Not Included	83 x 60 x 48	\$2,688
CCBE3E6784-M	CRESCENT, Bed, Queen, Uses Mattress Sized 60" x 80" - Not Included	83 x 66 x 48	\$2,739



Open Market

**Standard includes:**

- Case: solid hardwood frame with veneer panel inserts: Maple
- Top: laminate with profiled wood edges
- Standard Finishes
- Full extension steel ball bearing slides
- Decorative pulls with bronze finish
- Shipped assembled

**Options available:**

- Premium Finishes

Part Number	Description	D" x W" x H"	Price
CCNS1D26-M	CRESCENT, Night Stand, 1-Drawer	19 x 26 x 24	\$1,113



Open Market

**Standard includes:**

- Solid hardwood legs: Maple
- Top: laminate with profiled wood edges
- Standard Finishes
- Full extension steel ball bearing slides
- Decorative pulls with bronze finish
- Shipped assembled

**Options available:**

- Premium Finishes

Part Number	Description	D" x W" x H"	Price
CCDEAC2044-M	CRESCENT, Desk, Laminate Top	20 x 44 x 30	\$1,416





Open Market

**Standard includes:**

- Case: solid hardwood frame with veneer panel inserts: Maple
- Top: laminate with profiled wood edges
- Standard Finishes
- Full extension steel ball bearing slides
- Decorative pulls with bronze finish
- Shipped assembled

**Options available:**

- Premium Finishes

Part Number	Description	D" x W" x H"	Price
CCDR3X34-M	CRESCENT, Chest, 3-Drawer	20 x 33 x 33	\$1,868
CCDR5X34-M	CRESCENT, Chest, 5-Drawer	20 x 33 x 49	\$2,600
CCDR6X62-M	CRESCENT, Chest, 6-Drawer	20 x 61 x 33	\$3,316



Open Market

**Standard includes:**

- Case: solid hardwood frame with veneer panel inserts: Maple
- Standard Finishes
- Full extension steel ball bearing slides on drawers, if specified
- Decorative pulls with bronze finish
- Shipped assembled

**Options available:**

- Premium Finishes

Part Number	Description	D" x W" x H"	Price
CCWABP39-M	CRESCENT, Wardrobe, 2-Door	26 x 39 x 73	\$2,707
CCWACG39-M	CRESCENT, Wardrobe, 2-Door, 2-Drawer	26 x 39 x 73	\$2,948



Open Market

COM yardage: 2.75

**Standard includes:**

- Solid hardwood legs: Maple
- Standard Finishes
- Upholstered cushion: value grade fabric
- Shipped assembled

**Options available:**

- Please call for pricing on Price Grade 4 fabric and above
- Premium Finishes

Part Number	Description	D" x W" x H"	Price	Base	Grade1	Grade2
CCBC1X2242-M	CRESCENT, Bench, Upholstered	22 x 42 x 21	\$1,049		+\$36	+\$72

Simple, dependable, affordable. Essentials caseloads offer design flexibility through a range of style choices and a contemporary look.

## Essentials

Room Solutions



## Essentials



### features

- Hardwood veneer plywood or laminate with engineered wood core.
- Glue and dowel construction.
- Standard depth is 24"d. Select products are available in 20"d.
- Caseload accessories available: Tack Board, Task Light, Hasp Lock and Power.
- Often configured with Breton, Essix, Evolve, Griffin, Maxwell and Tool Free Beds.
- Choose from a range of options including pulls, bases and drawers.

### statement of line



2-Door, 2-Drawer  
Wardrobe



3-Drawer Chest



Slab Leg,  
BBF Desk



Metal Leg  
Desk



Mobile  
Pedestal



Movable  
Pedestal



Organizer



Nightstand



Single Drawer  
Stacker




1-Drawer,  
Open Stacker




2-Drawer,  
Stacker

### pull styles



Integral



Bar



Loop

### base styles




Toe-Kick



Metal

### drawer style



Overlay

### finishes

#### wood finish - standard



Oak




Natural Maple

#### wood finish - premium



Chestnut Maple



Cocoa Maple



Cinnamon Noche Maple



Driftwood Maple



Maduro Maple

#### laminate finish - standard



Oak



Natural Maple

#### laminate finish - premium



Chestnut Maple



Cocoa Maple



Cinnamon Noche Maple




Driftwood Maple



Maduro Maple



Slate



Linen

#### Color Disclaimer

Please order actual material samples for specifying purposes. Color accuracy is not guaranteed with these images.



GSA Approved | 71-204

**Standard includes:**

- Case: laminate with matching PVC edge band
- Worksurface: HPL with matching PVC edge band
- Standard Finishes
- Material: Laminate on Engineered Wood core
- 3/4 height modesty panel
- Pencil drawer, available
- Shipped assembled

**Options available:**

- Desk mounted power. Includes 1 power outlet, 2 USB charging ports with a 6' cord.
- Veneer case with matching PVC edge band
- Premium Finishes
- Integral, bar or loop pull
- Zoned top

Part Number	Description	D" x W" x H"	Price
ED016	ESSENTIALS, Desk, Slab Leg, Narrow Depth, 36"W x 20"D	20 x 36 x 29	\$306
ED018	ESSENTIALS, Desk, Slab Leg, Narrow Depth, 44"W x 20"D	20 x 44 x 29	\$324
ED024	ESSENTIALS, Desk, Slab Leg, 30"W x 24"D	24 x 30 x 29	\$298
ED026	ESSENTIALS, Desk, Slab Leg, 36"W x 24"D	24 x 36 x 29	\$322
ED028	ESSENTIALS, Desk, Slab Leg, 44"W x 24"D	24 x 44 x 29	\$334
ED036	ESSENTIALS, Desk, Slab Leg, Pencil Drawer, Narrow Depth, 36"W x 20"D	20 x 36 x 29	\$421
ED038	ESSENTIALS, Desk, Slab Leg, Pencil Drawer, Narrow Depth, 44"W x 20"D	20 x 44 x 29	\$519
ED044	ESSENTIALS, Desk, Slab Leg, Pencil Drawer, 30"W x 24"D	24 x 30 x 29	\$430
ED046	ESSENTIALS, Desk, Slab Leg, Pencil Drawer, 36"W x 24"D	24 x 36 x 29	\$472
ED048	ESSENTIALS, Desk, Slab Leg, Pencil Drawer, 44"W x 24"D	24 x 44 x 29	\$557





GSA Approved | 71-204

**Standard includes:**

- Case: laminate with matching PVC edge band
- Worksurface: HPL with matching PVC edge band
- Toe-kick base on BBF
- Standard Finishes
- Material: Laminate on Engineered Wood core
- 3/4 extension epoxy coated drawer slides
- 3/4 height modesty panel
- Pencil drawer, available
- Shipped assembled

**Options available:**

- Desk mounted power. Includes 1 power outlet, 2 USB charging ports with a 6' cord.
- Premium Finishes
- Integral, bar or loop pull
- Zoned top
- Zoned drawers

Part Number	Description	D" x W" x H"	Price
ED058	ESSENTIALS, Desk, Slab Leg, BBF, Narrow Depth, 44"W x 20"D	20 x 44 x 29	\$801
ED068	ESSENTIALS, Desk, Slab Leg, BBF, 44"W x 24"D	24 x 44 x 29	\$901
ED078	ESSENTIALS, Desk, Slab Leg, BBF, Pencil Drawer, Narrow Depth, 44"W x 20"D	20 x 44 x 29	\$916
ED088	ESSENTIALS, Desk, Slab Leg, BBF, Pencil Drawer, 44"W x 24"D	24 x 44 x 29	\$943



GSA Approved | 71-204

**Standard includes:**

- Case: laminate with matching PVC edge band
- Worksurface: HPL with matching PVC edge band
- Standard Finishes
- Four steel post legs: silver powder coat
- Material: Laminate on Engineered Wood core
- 3/4 extension epoxy coated drawer slides
- Field reversible unit with removable drawer
- Shipped ready to assemble

**Options available:**

- Desk mounted power. Includes 1 power outlet, 2 USB charging ports with a 6' cord.
- Veneer case with matching PVC edge band
- Premium Finishes
- Integral, bar or loop pull (For reversible drawer unit: bar & loop pulls are only available)
- Zoned top
- Zoned drawers

Part Number	Description	D" x W" x H"	Price
ED134	ESSENTIALS, Desk, Metal Leg, 30"W x 24"D	24 x 30 x 29	\$446
ED136	ESSENTIALS, Desk, Metal Leg, 36"W x 24"D	24 x 36 x 29	\$477
ED138	ESSENTIALS, Desk, Metal Leg, 44"W x 24"D	24 x 44 x 29	\$484
ED148	ESSENTIALS, Desk, Metal Leg, Reversible Side Drawer, 44"W x 24"D	24 x 44 x 29	\$755
ED156	ESSENTIALS, Desk, Flared Metal Leg, Silver, 36"W x 24"D	24 x 36 x 29	\$509
ED158	ESSENTIALS, Desk, Flared Metal Leg, Silver, 44"W x 24"D	24 x 44 x 29	\$518



GSA Approved | 71-204

**Standard includes:**

- Case: laminate with matching PVC edge band
- Standard Finishes
- Material: Laminate on Engineered Wood core
- Cable management hole in back with grommet
- Tack board unit
- Shipped assembled

**Options available:**

- Veneer case with matching PVC edge band
- Premium Finishes
- Task light: Fluorescent – **K** or LED – **L**

Part Number	Description	D" x W" x H"	Price
ER175	ESSENTIALS, Organizer, 34"W x 12"D	12 x 34 x 25	\$229
ER177	ESSENTIALS, Organizer, 42"W x 12"D	12 x 42 x 25	\$268
ER185	ESSENTIALS, Organizer, Tackboard, 34"W x 12"D	12 x 34 x 25	\$282
ER187	ESSENTIALS, Organizer, Tackboard, 42"W x 12"D	12 x 42 x 25	\$320



GSA Approved | 71-204

**Standard includes:**

- Case: laminate with matching PVC edge band
- Top: HPL with matching PVC edge band on 30" high units, case material on units over 30"
- Standard Finishes
- Material: Laminate on Engineered Wood core
- 3/4 extension epoxy coated drawer slides
- Shipped assembled

**Options available:**

- Veneer case with matching PVC edge band
- Premium Finishes
- Toe-kick or metal base
- Integral, bar or loop pull
- Hasp lock
- Zoned top
- Zoned drawers

Part Number	Description	D" x W" x H"	Price
EC194	ESSENTIALS, Chest, 3-Drawer, Narrow Depth, 30"W x 20"D	20 x 30 x 29	\$776
EC196	ESSENTIALS, Chest, 3-Drawer, Narrow Depth, 36"W x 20"D	20 x 36 x 29	\$879
EC204	ESSENTIALS, Chest, 3-Drawer, 30"W x 24"D	24 x 30 x 29	\$790
EC206	ESSENTIALS, Chest, 3-Drawer, 36"W x 24"D	24 x 36 x 29	\$893
EC214	ESSENTIALS, Chest, 4-Drawer, Narrow Depth, 30"W x 20"D	20 x 30 x 38	\$975
EC224	ESSENTIALS, Chest, 4-Drawer, 30"W x 24"D	24 x 30 x 38	\$1,005
EC234	ESSENTIALS, Chest, 5-Drawer, 30"W x 20"D	20 x 30 x 47	\$1,146
EC249	ESSENTIALS, Chest, 6-Drawer, 60"W x 20"D	20 x 60 x 29	\$1,555



GSA Approved | 71-204

**Standard includes:**

- Case: laminate with matching PVC edge band
- Worksurface: HPL with matching PVC edge band
- Standard Finishes
- Material: Laminate on Engineered Wood core
- 3/4 extension epoxy coated drawer slides
- Grommet for cable management
- Shipped assembled

**Options available:**

- Veneer case with matching PVC edge band
- Premium Finishes
- Toe-kick or metal base
- Integral, bar or loop pull
- Hasp lock
- Zoned top
- Zoned drawer

Part Number	Description	D" x W" x H"	Price
EN252	ESSENTIALS, Nightstand, 20"W x 18"D	18 x 20 x 24	\$361
EN262	ESSENTIALS, Nightstand, 1-Drawer, 20"W x 18"D	18 x 20 x 24	\$420



GSA Approved | 71-204

**Standard includes:**

- Case: laminate with matching PVC edge band
- Worksurface: HPL with matching PVC edge band
- Standard Finishes
- Material: Laminate on Engineered Wood core
- 3/4 extension epoxy coated drawer slides
- Grommet for cable management
- Shipped assembled

**Options available:**

- Veneer case with matching PVC edge band
- Premium Finishes
- Toe-kick or metal base
- Integral, bar or loop pull
- Hasp lock
- Zoned top
- Zoned drawers

Part Number	Description	D" x W" x H"	Price
EP271	ESSENTIALS, Movable Pedestal, BBF, Narrow Depth, 16"W x 20"D	20 x 16 x 29	\$638
EP281	ESSENTIALS, Movable Pedestal, BBF, 16"W x 24"D	24 x 16 x 29	\$651
EP291	ESSENTIALS, Movable Pedestal, File Drawer with Open Shelf, Narrow Depth, 16"W x 20"D	20 x 16 x 29	\$481
EP301	ESSENTIALS, Movable Pedestal, File Drawer with Open Shelf, 16"W x 24"D	24 x 16 x 29	\$494



GSA Approved | 71-204

**Standard includes:**

- Case: laminate with matching PVC edge band
- Worksurface: HPL with matching PVC edge band
- Standard Finishes
- Material: Laminate on Engineered Wood core
- 3/4 extension epoxy coated drawer slides
- Casters – 2 locking, 2 non-locking: black plastic
- Shipped assembled

**Options available:**

- Veneer case with matching PVC edge band
- Premium Finishes
- Integral, bar or loop pull
- Hasp lock
- Zoned top
- Zoned drawers

Part Number	Description	D" x W" x H"	Price
EP311	ESSENTIALS, Mobile Pedestal, BF, Casters, 16"W x 20"D	20 x 16 x 22	\$479



GSA Approved | 71-204

**Standard includes:**

- Case: laminate with matching PVC edge band
- Standard Finishes
- Material: Laminate on Engineered Wood core
- Can stack 4 high
- Available without the stabilizing locator holes for units used on top only
- Integrated safety clip at rear
- Shipped assembled

**Options available:**

- Veneer case with matching PVC edge band
- Premium Finishes

Part Number	Description	D" x W" x H"	Price
ES343	ESSENTIALS, Open Stacker, 26"W x 24"D, 10" Height	24 x 26 x 10	\$271
ES353	ESSENTIALS, Open Stacker, No Holes in Top, 26"W x 24"D, 10" Height	24 x 26 x 10	\$270
ES383	ESSENTIALS, Large Open Stacker, 26"W x 24"D, 14.5" Height	24 x 26 x 14	\$298
ES393	ESSENTIALS, Large Open Stacker, No Holes in Top, 26"W x 24"D, 14.5" Height	24 x 26 x 14	\$294





GSA Approved | 71-204

**Standard includes:**

- Case: laminate with matching PVC edge band
- Standard Finishes
- Material: Laminate on Engineered Wood core
- 3/4 extension epoxy coated drawer slides
- Can stack 4 high; large drawer – 2 high
- Available without the stabilizing locator holes for units used on top only
- Integrated safety clip at rear
- Shipped assembled

**Options available:**

- Veneer case with matching PVC edge band
- Premium Finishes
- Integral, bar or loop pull
- Zoned drawers

Part Number	Description	D" x W" x H"	Price
ES423	ESSENTIALS, Single Drawer Stacker, 26"W x 24"D, 10" Height	24 x 26 x 10	\$381
ES433	ESSENTIALS, Single Drawer Stacker, No Holes in Top, 26"W x 24"D, 10" Height	24 x 26 x 10	\$375
ES463	ESSENTIALS, Large Single Drawer Stacker, 26"W x 24"D, 14.5" Height	24 x 26 x 14	\$416
ES473	ESSENTIALS, Large Single Drawer Stacker, No Holes in Top, 26"W x 24"D, 14.5" Height	24 x 26 x 14	\$409



GSA Approved | 71-204

**Standard includes:**

- Case: laminate with matching PVC edge band
- Standard Finishes
- Material: Laminate on Engineered Wood core
- Grommet for cable management (Drawer / open unit only)
- 3/4 extension epoxy coated drawer slides
- Can stack 2 high
- Available without the stabilizing locator holes for units used on top only
- Integrated safety clip at rear
- Shipped assembled

**Options available:**

- Veneer case with matching PVC edge band
- Premium Finishes
- Integral, bar or loop pull
- Zoned drawers

Part Number	Description	D" x W" x H"	Price
ES483	ESSENTIALS, 1-Drawer / Open, Stacker, 26"W x 24"D, 20" Height	24 x 26 x 20	\$469
ES493	ESSENTIALS, 1-Drawer / Open Stacker, No Holes in Top, 26"W x 24"D, 20" Height	24 x 26 x 20	\$463
ES503	ESSENTIALS, 2-Drawer Stacker, 26"W x 24"D, 20" Height	24 x 26 x 20	\$574
ES513	ESSENTIALS, 2-Drawer Stacker, No Holes in Top, 26"W x 24"D, 20" Height	24 x 26 x 20	\$567



GSA Approved | 71-204

**Standard includes:**

- Case: laminate with matching PVC edge band
- Standard Finishes
- Material: Laminate on Engineered Wood core
- 3/4 extension epoxy coated drawer slides
- Cable management cutouts in back with grommet
- Closet rod
- Coat hook on inside of door
- Shipped assembled

**Options available:**

- Veneer case with matching PVC edge band
- Premium Finishes
- Toe-kick or metal base
- Integral, bar or loop pull
- Zoned drawers & doors

Part Number	Description	D" x W" x H"	Price
EW526	ESSENTIALS, Wardrobe, 2-Door, 36"W x 24"D	24 x 36 x 72	\$1,165
EW546	ESSENTIALS, Wardrobe, 2-Door, 2-Drawer, 36"W x 24"D	24 x 36 x 72	\$1,413
EW57A	ESSENTIALS, Wardrobe, 1-Door Hinged / Opens Left, 24"W x 24"D	24 x 24 x 72	\$772
EW58A	ESSENTIALS, Wardrobe, 1-Door Hinged / Opens Right, 24"W x 24"D	24 x 24 x 72	\$772
EW61A	ESSENTIALS, Wardrobe, 1-Door Hinged / Opens Left, 2-Drawer, 24"W x 24"D	24 x 24 x 72	\$979
EW62A	ESSENTIALS, Wardrobe, 1-Door Hinged / Opens Right, 2-Drawer, 24"W x 24"D	24 x 24 x 72	\$979

Crafted to last, Fremont has a design that will never go out of style. The contemporary, yet simple wood design of Fremont provides a warm, residential feel, and will bring a modern touch to any room setting.

## Fremont

Room Solutions



Fremont



features

- Hardwood veneer plywood with engineered wood core.
- Full extension, smooth glide drawer slides.
- Legs are mounted with decorative bolt and nut hardware.
- Choose between black or silver contemporary "T" pulls.
- Left or right configuration for Desk Chest Combo.
- Choose between Plinth or Leg base.

statement of line




pull finishes



finishes

wood finish - standard



wood finish - premium



**Color Disclaimer**  
Please order actual material samples for specifying purposes. Color accuracy is not guaranteed with these images.



Open Market

**Standard includes:**

- Case: veneer plywood with matching PVC edge band
- Legs: solid hardwood in Maple
- Top: HPL with matching PVC edge band
- Standard Finishes
- Full extension steel ball bearing slides
- Decorative pulls
- Shipped ready to assemble

**Options available:**

- Premium Finishes
- Exterior hardware in black or silver finish

Part Number	Description	D" x W" x H"	Price
FRDE2D2044-Y	FREMONT, Desk, 2-Drawer	20 x 44 x 31	\$1,652



Open Market

**Standard includes:**

- Case: veneer plywood with matching PVC edge band
- Top: HPL with matching PVC edge band
- Plinth base
- Standard Finishes
- Full extension steel ball bearing slides
- Decorative pulls
- Shipped assembled

**Options available:**

- Premium Finishes
- Exterior hardware in black or silver finish

Part Number	Description	D" x W" x H"	Price
FRDE3L2067-Y	FREMONT, Desk / Chest Combo, 3-Drawer, Kneespace on Left	20 x 67 x 31	\$1,870
FRDE3R2067-Y	FREMONT, Desk / Chest Combo, 3-Drawer, Kneespace on Right	20 x 67 x 31	\$1,870



Open Market

**Standard includes:**

- Case: veneer plywood with matching PVC edge band
- Top: HPL with matching PVC edge band
- Plinth base
- Standard Finishes
- Full extension steel ball bearing slides
- Decorative pulls
- Shipped assembled

**Options available:**

- Premium Finishes
- Exterior hardware in black or silver finish

Part Number	Description	D" x W" x H"	Price
FRDR3X2036-Y	FREMONT, Chest, 3-Drawer	20 x 36 x 31	\$1,477
FRDR6X2059-Y	FREMONT, Chest, 6-Drawer	20 x 59 x 31	\$2,619



Open Market

**Standard includes:**

- Case: veneer plywood with matching PVC edge band
- Legs: solid hardwood in Maple or Oak
- Top: HPL with matching PVC edge band
- Standard Finishes
- Full extension steel ball bearing slides
- Decorative pulls
- Shipped ready to assemble

**Options available:**

- Premium Finishes
- Exterior hardware in black or silver finish

Part Number	Description	D" x W" x H"	Price
FRPEM52018-Y	FREMONT, Pedestal, File Drawer with Open Shelf	20 x 18 x 31	\$1,374



Open Market

**Standard includes:**

- Case: veneer plywood with matching PVC edge band
- Legs: solid hardwood in Maple or Oak
- Top: HPL with matching PVC edge band
- Standard Finishes
- Full extension steel ball bearing slides
- Decorative pulls
- Shipped ready to assemble

**Options available:**

- Premium Finishes
- Exterior hardware in black or silver finish

Part Number	Description	D" x W" x H"	Price
FRNS2D1829-Y	FREMONT, Nightstand, 2-Drawer	18 x 29 x 25	\$1,423



Open Market

**Standard includes:**


- Case: veneer plywood with matching PVC edge band
- Legs: solid hardwood in Maple or Oak
- Standard Finishes
- Full extension steel ball bearing slides
- Decorative pulls
- Shipped ready to assemble

**Options available:**

- Premium Finishes
- Exterior hardware in black or silver finish

Part Number	Description	D" x W" x H"	Price
FRWAAQ2430-Y	FREMONT, Wardrobe, 2-Door	24 x 30 x 60	\$2,115
FRWAAZ2430-Y	FREMONT, Wardrobe, 2-Door, 1-Drawer	24 x 30 x 60	\$2,192





Open Market

**Standard includes:**

- Case: veneer plywood with matching PVC edge band
- Plinth base
- Standard Finishes
- Full extension steel ball bearing slides
- Decorative pulls
- Shipped assembled

**Options available:**


- Premium Finishes
- Exterior hardware in black or silver finish

Part Number	Description	D" x W" x H"	Price
FRWABP2436-Y	FREMONT, Wardrobe, 2-Door	24 × 36 × 72	\$2,010
FRWACG2436-Y	FREMONT, Wardrobe, 2-Door, 2-Drawer	24 × 36 × 72	\$2,527

Modular, flexible, strong. With over 50 configurations, MFS sets up just the way you want it and rearranges easily without tools. With unmatched durability, MFS is solid construction built to be climbed on.

**MFS**  
Room Solutions





### features


- Laminate work surface with 3mm edge band.
- Solid construction. Designed to be climbed on, rearranged and stand up to student use year after year.
- Furniture components are 1" hardwood veneer plywood with 3/4" back panel using glue and dowel construction with reinforced cleats for long-lasting durability.
- Dovetail drawer box construction with removable drawer front, waterproof vinyl bottom and open to 3/4 of their depth.
- Built-in flexibility. Modular components stack and can be rearranged to create unique room configurations.
- Simple. Designed to be simple to rearrange so it can be done quickly, easily and safely - without tools.
- Versatile. Beds can be placed on the floor, bunked or stacked on furniture to create trundled or lofted layouts.

### statement of line



### finishes


#### wood finish - standard



Oak

Natural Maple

#### wood finish - premium



Chestnut Maple

Cocoa Maple

Cinnamon Noche Maple

Driftwood Maple

Maduro Maple

#### Color Disclaimer

Please order actual material samples for specifying purposes. Color accuracy is not guaranteed with these images.



Open Market

**Standard includes:**

- Solid wood posts, veneer plywood rails with matching PVC edge band
- Species: **K** Oak or **M** Maple
- Standard Finishes
- Steel pins to reconfigure with no tools
- Deck: 3-piece wood
- Uses Mattress Sized 36" x 80" – Not Included
- Shipped ready to assemble

**Options available:**

- Premium Finishes

Part Number	Description	D" x W" x H"	Price
MFBE3W4184-K	MFS, Bed, 3-Piece Deck, 3 Rail, Uses Mattress Sized 36" x 80" - Not Included	41 x 84 x 29	\$1,101
MFBE3W4184-M	MFS, Bed, 3-Piece Deck, 3 Rail, Uses Mattress Sized 36" x 80" - Not Included	41 x 84 x 29	\$1,094



Open Market

*Tip: side return rail supports trundled configurations*

**Standard includes:**

- Solid wood posts, veneer plywood rails with matching PVC edge band
- Side return rail
- Species: **K** Oak or **M** Maple
- Standard Finishes
- Steel pins to reconfigure with no tools
- Deck: 3-piece wood
- Uses Mattress Sized 36" x 80" – Not Included
- Shipped ready to assemble

**Options available:**

- Premium Finishes

Part Number	Description	D" x W" x H"	Price
MFBE3R4184-K	MFS, Bed W/ Side Return, 3-Piece Deck, 3 Rail, Uses Mattress Sized 36" x 80" - Not Included	41 x 84 x 29	\$1,416
MFBE3R4184-M	MFS, Bed W/ Side Return, 3-Piece Deck, 3 Rail, Uses Mattress Sized 36" x 80" - Not Included	41 x 84 x 29	\$1,439



Open Market

**Standard includes:**

- Veneer plywood with exposed edges
- Standard Finishes
- Bolt-on, attachment hardware included

**Options available:**

- Premium Finishes

Part Number	Description	D" x W" x H"	Price
MFGR1X0148-Y	MFS, Guard Rail	1 x 48 x 20	\$390



Open Market

**Standard includes:**

- 1 " exposed veneer plywood
- Material: **Y** Veneer Plywood
- Standard Finishes
- Each step supported beneath by threaded metal rod
- Available in 2 sizes for bunked or lofted layouts

**Options available:**

- Premium Finishes

Part Number	Description	D" x W" x H"	Price
MFLD1X313-Y	MFS, MFS Ladder for Bunked Beds	3 × 13 × 68	\$542
MFLD2X313-Y	MFS, MFS Ladder for Lofted Beds	3 × 13 × 81	\$626



GSA Approved | 71-204  
*Tip: Computer drawer has a cutout on drawer front*

**Standard includes:**

- Case: hardwood veneer plywood with matching PVC edge band
- Worksurface: HPL with matching PVC edge band
- Standard Finishes
- Solid wood corner joiners
- 3/4 height modesty panel
- Pencil or computer drawer
- 3/4 extension epoxy coated drawer slides
- Shipped assembled

**Options available:**

- Premium Finishes

Part Number	Description	D" x W" x H"	Price
MFDEBB36-Y	MFS, Desk, Slab Leg, Pencil Drawer	24 × 36 × 29	\$713
MFDEBB42-Y	MFS, Desk, Slab Leg, Pencil Drawer	24 × 42 × 29	\$823
MFDEBC36-Y	MFS, Desk, Slab Leg, Computer Drawer	24 × 36 × 29	\$742
MFDEBC42-Y	MFS, Desk, Slab Leg, Computer Drawer	24 × 42 × 29	\$906



GSA Approved | 71-204

**Standard includes:**

- Desk case: hardwood veneer plywood with matching PVC edge band
- Worksurface: HPL with matching PVC edge band
- Standard Finishes
- Solid wood corner joiners
- 3/4 height modesty panel
- Pencil or computer drawer
- Box/ Box/ File
- 3/4 extension epoxy coated drawer slides
- Shipped assembled

**Options available:**

- Hasp lock on top drawer only; black
- Premium Finishes

Part Number	Description	D" x W" x H"	Price	Hasp
MFDEBJ42-Y	MFS, Desk, Slab Leg, BBF, Pencil Drawer	24 × 42 × 29	\$1,243	+\$35
MFDEBK42-Y	MFS, Desk, Slab Leg, BBF, Computer Drawer	24 × 42 × 29	\$1,337	+\$35



GSA Approved | 71-204

**Standard includes:**

- Hardwood veneer plywood with matching PVC edge band
- Standard Finishes
- Solid wood corner joiners
- Cable management cutouts
- Fixed shelf
- Shipped assembled

**Options available:**

- Tack board – **T**
- Task light: Fluorescent – **K** or LED – **L**
- Premium Finishes

Part Number	Description	D" x W" x H"	Price	Tack-T	Light-K	LED-L
MFOR34-Y	MFS, Organizer, High Shelf	12 x 34 x 29	\$463	+\$50	+\$100	+\$187
MFOR40-Y	MFS, Organizer, High Shelf	12 x 40 x 29	\$495	+\$50	+\$100	+\$187



GSA Approved | 71-204

**Standard includes:**

- Case: hardwood veneer plywood with matching PVC edge band
- Top: HPL with matching PVC edge band
- Standard Finishes
- Solid wood corner joiners
- 3/4 extension epoxy coated drawer slides
- Shipped assembled

**Options available:**

- Hasp lock on top drawer only; black
- Premium Finishes

Part Number	Description	D" x W" x H"	Price	Hasp
MFDR3X36-Y	MFS, Chest, 3-Drawer	24 x 36 x 29	\$1,222	+\$35



GSA Approved | 71-204

**Standard includes:**

- Hardwood veneer plywood with matching PVC edge band
- Standard Finishes
- Solid wood corner joiners
- Cable management cutouts
- Fixed shelf
- Shipped assembled

**Options available:**

- Premium Finishes

Part Number	Description	D" x W" x H"	Price
MFBK1S34-Y	MFS, Bookcase, 1-Shelf	12 x 34 x 29	\$534





GSA Approved | 71-204  
*Tip: two door model features fixed shelf above closet rod*

- Standard includes:**
- Hardwood veneer plywood with matching PVC edge band
  - Standard Finishes
  - Closet rod: chrome
  - Coat hook on inside of door
  - 3/4 extension epoxy coated drawer slides, if specified
  - Shipped assembled
- Options available:**
- Hasp lock on top drawer only; black
  - J-bar for lofting of bed
  - Premium Finishes

Part Number	Description	D" x W" x H"	Price	Mirror	TwlBar	Jbar	Hasp
MFWABP36-Y	MFS Wardrobe, 2 Door, Coat Hook	24 x 36 x 72	\$1,668	+\$50	+\$43	+\$68	
MFWACG36-Y	MFS, 72" Wardrobe, 2 Door, 2 Drawer	24 x 36 x 72	\$1,988	+\$50	+\$43	+\$68	+\$35

This versatile line provides different looks through choice of pulls and exposed or concealed fasteners. RH Series offers all the options, looks and convenience you'll ever need.

## RH Series

Room Solutions




## RH Series




### features

- Constructed using hardwood veneer plywood panels.
- Glue and dowel or dry-fit construction method. The "dry-fit" construction method uses exposed metal-to-metal fasteners and allows components to be easily replaced in the field without having to invest in an entirely new unit.
- Aesthetic choices. Solid hardwood drawer fronts feature two integral pull choices or an aluminum bar pull for a more contemporary look.
- Dovetail or dowel drawer box construction with removable drawer front, waterproof vinyl bottom and open to 3/4 of their depth.
- Expansive line of desk and storage pieces with a streamlined look to blend with any of our Bed Solutions.

### statement of line



### pull styles



### finishes

#### wood finish - standard



#### wood finish - premium



#### Color Disclaimer

Please order actual material samples for specifying purposes. Color accuracy is not guaranteed with these images.



GSA Approved | 71-204

**Standard includes:**

- Case: veneer plywood with matching PVC edge band
- Worksurface: HPL with matching PVC edge band
- Standard Finishes
- 3/4 height modesty panel
- Dry-fit construction, exposed fasteners
- Solid wood drawer front, if pencil drawer specified
- Shipped assembled

**Options available:**

- Glue and dowel construction. Replace "RD" in part number with "RG"
- Desk mounted power. Includes 1 power outlet, 2 USB charging ports with a 6' cord
- Premium Finishes

Part Number	Description	D" x W" x H"	Price	Power
RDDEAZ30-Y	RH SERIES, Desk, Slab Leg, Dry-Fit, Exposed Fasteners, Veneer Plywood	24 x 30 x 29	\$640	+\$185
RDDEAZ36-Y	RH SERIES, Desk, Slab Leg, Dry-Fit, Exposed Fasteners, Veneer Plywood	24 x 36 x 29	\$653	+\$185
RDDEAZ44-Y	RH SERIES, Desk, Slab Leg, Dry-Fit, Exposed Fasteners, Veneer Plywood	24 x 44 x 29	\$687	+\$185
RDDEBB30-Y	RH SERIES, Desk, Slab Leg, Pencil Drawer, Dry-Fit, Exposed Fasteners, Veneer Plywood	24 x 30 x 29	\$834	+\$185
RDDEBB36-Y	RH SERIES, Desk, Slab Leg, Pencil Drawer, Dry-Fit, Exposed Fasteners, Veneer Plywood	24 x 36 x 29	\$846	+\$185
RDDEBB44-Y	RH SERIES, Desk, Slab Leg, Pencil Drawer, Dry-Fit, Exposed Fasteners, Veneer Plywood	24 x 44 x 29	\$882	+\$185



GSA Approved | 71-204

**Standard includes:**

- Case: veneer plywood with matching PVC edge band
- Worksurface: HPL with matching PVC edge band
- Standard Finishes
- Drawer fronts: solid wood with half-moon pull
- Box/ Box/ File with 3/4 extension epoxy coated drawer slides
- Pencil drawer, available
- 3/4 height modesty panel
- Dry-fit construction
- Exposed fasteners
- Shipped assembled

**Options available:**

- Glue and dowel construction. Replace "RD" in part number with "RG"
- Linear integral pull or bar pull
- Hasp lock on top box drawer only; black
- Desk mounted power. Includes 1 power outlet, 2 USB charging ports with a 6' cord
- Premium Finishes

Part Number	Description	D" x W" x H"	Price	Hasp	Power	Bar Pull
RDDEBG44-Y	RH SERIES, Desk, Slab Leg, BBF, Dry-Fit, Exposed Fasteners, Veneer Plywood	24 x 44 x 29	\$1,259	+\$35	+\$185	+\$45
RDDEBJ44-Y	RH SERIES, Desk, Slab Leg, BBF, Pencil Drawer, Dry-Fit, Exposed Fasteners, Veneer Plywood	24 x 44 x 29	\$1,452	+\$35	+\$185	+\$45
RDDEE844-Y	RH SERIES, Desk, Slab Leg, Box Drawer, Adjustable Shelf, Dry-Fit, Exposed Fasteners, Veneer Plywood	24 x 44 x 29	\$1,166	+\$35	+\$185	+\$15
RDDEE944-Y	RH SERIES, Desk, Slab Leg, Box Drawer, Adjustable Shelf w/ Door, Dry-Fit, Exposed Fasteners, Veneer Plywood	24 x 44 x 29	\$1,225	+\$35	+\$185	+\$30



GSA Approved | 71-204

## Standard includes:

- Case: solid hardwood legs
- Worksurface: HPL with matching PVC edge band
- Standard Finishes
- Dry-fit construction, exposed fasteners
- Pencil drawer, available
- Shipped assembled

## Options available:

- Glue and dowel construction. Replace "RD" in part number with "RG"
- Desk mounted power. Includes 1 power outlet, 2 USB charging ports with a 6' cord
- Premium Finishes

Part Number	Description	D" x W" x H"	Price	Power
RDDEAA30-Y	RH SERIES, Desk, Open Leg, Dry-Fit, Exposed Fasteners, Veneer Plywood	24 x 30 x 29	\$932	+\$185
RDDEAA36-Y	RH SERIES, Desk, Open Leg, Dry-Fit, Exposed Fasteners, Veneer Plywood	24 x 36 x 29	\$943	+\$185
RDDEAA44-Y	RH SERIES, Desk, Open Leg, Dry-Fit, Exposed Fasteners, Veneer Plywood	24 x 44 x 29	\$970	+\$185
RDDEAC30-Y	RH SERIES, Desk, Open Leg, Pencil Drawer, Dry-Fit, Exposed Fasteners, Veneer Plywood	24 x 30 x 29	\$1,050	+\$185
RDDEAC36-Y	RH SERIES, Desk, Open Leg, Pencil Drawer, Dry-Fit, Exposed Fasteners, Veneer Plywood	24 x 36 x 29	\$1,087	+\$185
RDDEAC44-Y	RH SERIES, Desk, Open Leg, Pencil Drawer, Dry-Fit, Exposed Fasteners, Veneer Plywood	24 x 44 x 29	\$1,148	+\$185



GSA Approved | 71-204

## Standard includes:

- Case: solid hardwood legs
- Worksurface: HPL with matching PVC edge band
- Standard Finishes
- Drawer fronts: solid wood with half-moon pull
- Box/ Box/ File with 3/4 extension epoxy coated drawer slides
- Pencil drawer, available
- Dry-fit construction, exposed fasteners
- Shipped assembled

## Options available:

- Glue and dowel construction. Replace "RD" in part number with "RG"
- Linear integral pull or bar pull
- Hasp lock on top box drawer only; black
- Desk mounted power. Includes 1 power outlet, 2 USB charging ports with a 6' cord
- Premium Finishes

Part Number	Description	D" x W" x H"	Price	Hasp	Power	Bar Pull
RDDEAF44-Y	RH SERIES, Desk, Open Leg, BBF, Dry-Fit, Exposed Fasteners, Veneer Plywood	24 x 44 x 29	\$1,450	+\$35	+\$185	+\$45
RDDEAI44-Y	RH SERIES, Desk, Open Leg, BBF, Pencil Drawer, Dry-Fit, Exposed Fasteners, Veneer Plywood	24 x 44 x 29	\$1,526	+\$35	+\$185	+\$45





GSA Approved | 71-204

**Standard includes:**

- Case: veneer plywood with matching PVC edge band
- Standard Finishes
- Grommet
- Fixed shelf
- Dry-fit construction, exposed fasteners
- Shipped assembled

**Options available:**

- Glue and dowel construction. Replace "RD" in part number with "RG"
- Tack board – **T**
- Task light: Fluorescent – **K** or LED – **L**
- Premium Finishes

Part Number	Description	D" x W" x H"	Price	Tack-T	Light-K	LED-L
RDOR28-Y	RH SERIES, Organizer, Dry-Fit, Exposed Fasteners, Veneer Plywood	12 x 28 x 25	\$371	+\$50	+\$100	+\$187
RDOR34-Y	RH SERIES, Organizer, Dry-Fit, Exposed Fasteners, Veneer Plywood	12 x 34 x 25	\$383	+\$50	+\$100	+\$187
RDOR42-Y	RH SERIES, Organizer, Dry-Fit, Exposed Fasteners, Veneer Plywood	12 x 42 x 25	\$393	+\$50	+\$100	+\$187



GSA Approved | 71-204

**Standard includes:**

- Case: veneer plywood with matching PVC edge band
- Standard Finishes
- Cable management integrated throughout
- Dry-fit construction
- Fixed shelf
- Open or single door with half-moon pull, left
- Shipped assembled

**Options available:**

- Glue and dowel assembly. Replace "RD" in part number with "RG"
- Linear integral pull or bar pull
- Tack board – **T**
- Task light: Fluorescent – **K** or LED – **L**
- Premium Finishes

Part Number	Description	D" x W" x H"	Price	Tack-T	Light-K	LED-L	Bar Pull
RDHD34-Y	RH SERIES, Hutch with Single Door, Dry-Fit, Exposed Fasteners, Veneer Plywood	12 x 34 x 32	\$644	+\$50	+\$100	+\$187	+\$15
RDHD42-Y	RH SERIES, Hutch with Single Door, Dry-Fit, Exposed Fasteners, Veneer Plywood	12 x 42 x 32	\$690	+\$50	+\$100	+\$187	+\$15
RDHU34-Y	RH SERIES, Open Hutch, Dry-Fit, Exposed Fasteners, Veneer Plywood	12 x 34 x 32	\$710	+\$50	+\$100	+\$187	
RDHU42-Y	RH SERIES, Open Hutch, Dry-Fit, Exposed Fasteners, Veneer Plywood	12 x 42 x 32	\$729	+\$50	+\$100	+\$187	



GSA Approved | 71-204

**Standard includes:**

- Case: veneer plywood with matching PVC edge band
- Top: HPL with matching PVC edge band
- Standard Finishes
- Drawer fronts: solid wood with half-moon pull
- Box/ File
- 3/4 extension epoxy coated drawer slides
- Dry-fit construction, exposed fasteners
- Casters, locking: black plastic
- Shipped assembled

**Options available:**

- Glue and dowel construction. Replace "RD" in part number with "RG"
- Linear integral pull or bar pull
- Premium Finishes

Part Number	Description	D" x W" x H"	Price	Bar Pull
RDPE1X20-Y	RH SERIES, Mobile Pedestal, BF, Casters, Dry-Fit, Exposed Fasteners, Veneer Plywood	20 x 16 x 22	\$689	+\$30



GSA Approved | 71-204

**Standard includes:**

- Case: veneer plywood with matching PVC edge band
- Top: HPL with matching PVC edge band
- Standard Finishes
- Drawer fronts: solid wood with half-moon pull
- Dry-fit construction, exposed fasteners
- Shipped assembled

**Options available:**

- Glue and dowel construction. Replace "RD" in part number with "RG"
- Linear integral pull or bar pull
- Hasp lock on top drawer of BBF
- Low-profile casters
- Premium Finishes

Part Number	Description	D" x W" x H"	Price	Hasp	Bar Pull	Caster LP
RDPEM324-Y	RH SERIES, Movable Pedestal, BBF, Dry-Fit, Exposed Fasteners, Veneer Plywood	24 x 16 x 29	\$1,080	+\$35	+\$45	+\$90
RDPEM524-Y	RH SERIES, Movable Pedestal, File Drawer with Open Shelf, Dry-Fit, Exposed Fasteners, Veneer Plywood	24 x 16 x 29	\$812		+\$15	+\$90
RDPEM624-Y	RH SERIES, Movable Pedestal, Open, Dry-Fit, Exposed Fasteners, Veneer Plywood	24 x 16 x 29	\$689			+\$90
RDPEM724-Y	RH SERIES, Movable Pedestal, Full Door, Dry-Fit, Exposed Fasteners, Veneer Plywood	24 x 16 x 29	\$737		+\$15	+\$90



GSA Approved | 71-204

**Standard includes:**

- Case: veneer plywood with matching PVC edge band
- Top: HPL with matching PVC edge band
- Standard Finishes
- Drawer fronts: solid wood with half-moon pull
- 3/4 extension nylon drawer slides
- Dry-fit construction, exposed fasteners
- Shipped assembled

**Options available:**

- Glue and dowel construction. Replace "RD" in part number with "RG"
- Linear integral pull or bar pull
- Hasp lock on top drawer, only; black
- Low-profile casters
- Premium Finishes

Part Number	Description	D" x W" x H"	Price	Hasp	Bar Pull	Caster LP
RDDR2X30-Y	RH SERIES, Chest, 2-Drawer, Dry-Fit, Exposed Fasteners, Veneer Plywood	24 x 30 x 29	\$1,258	+\$35	+\$30	+\$90
RDDR2X36-Y	RH SERIES, Chest, 2-Drawer, Dry-Fit, Exposed Fasteners, Veneer Plywood	24 x 36 x 29	\$1,260	+\$35	+\$30	+\$90
RDDR3X30-Y	RH SERIES, Chest, 3-Drawer, Dry-Fit, Exposed Fasteners, Veneer Plywood	24 x 30 x 29	\$1,359	+\$35	+\$45	+\$90
RDDR3X36-Y	RH SERIES, Chest, 3-Drawer, Dry-Fit, Exposed Fasteners, Veneer Plywood	24 x 36 x 29	\$1,471	+\$35	+\$45	+\$90
RDDR4X30-Y	RH SERIES, Chest, 4-Drawer, Dry-Fit, Exposed Fasteners, Veneer Plywood	24 x 30 x 38	\$1,918	+\$35	+\$60	+\$90
RDDR5X30-Y	RH SERIES, Chest, 5-Drawer, Dry-Fit, Exposed Fasteners, Veneer Plywood	24 x 30 x 47	\$2,159	+\$35	+\$75	+\$90



GSA Approved | 71-204

**Standard includes:**

- Case: veneer plywood
- Standard Finishes
- Drawer fronts: solid wood with half-moon pull
- Handhold on sides
- 3/4 extension epoxy coated drawer slides
- Single can stack 4 high; double 2 high
- Integrated safety connector clip at rear
- Dry-fit construction, exposed fasteners
- Shipped assembled

**Options available:**

- Glue and dowel construction. Replace "RD" in part number with "RG"
- Linear integral pull or bar pull
- Premium Finishes

Part Number	Description	D" x W" x H"	Price	Bar Pull
RDSD1D26-Y	RH SERIES, 1-Drawer Stacker Storage, Dry-Fit, Exposed Fasteners, Veneer Plywood	24 x 26 x 10	\$623	+\$15
RDSD1G26-Y	RH SERIES, 1-Large Drawer Stacker Storage, Dry-Fit, Exposed Fasteners, Veneer Plywood	24 x 26 x 14	\$642	+\$15
RDSD2D26-Y	RH SERIES, 2-Drawer Stacker Storage, Dry-Fit, Exposed Fasteners, Veneer Plywood	24 x 26 x 19	\$904	+\$30



GSA Approved | 71-204

- Standard includes:**
- Case: veneer plywood with matching PVC edge band
  - Standard Finishes
  - Cable management grommets
  - Dry-fit construction, exposed fasteners
  - Exposed fasteners
  - Shipped assembled
- Options available:**
- Glue and dowel construction. Replace "RD" in part number with "RG"
  - Premium Finishes

Part Number	Description	D" x W" x H"	Price
RDBK1S36-Y	RH SERIES, Bookcase, 1-Adjustable Shelf, Dry-Fit, Exposed Fasteners, Veneer Plywood	12 x 36 x 29	\$686
RDBK2S36-Y	RH SERIES, Bookcase, 2-Adjustable Shelves, Dry-Fit, Exposed Fasteners, Veneer Plywood	12 x 36 x 38	\$780
RDBK3S36-Y	RH SERIES, Bookcase, 3-Adjustable Shelves, Dry-Fit, Exposed Fasteners, Veneer Plywood	12 x 36 x 48	\$876



GSA Approved | 71-204

- Standard includes:**
- Case: veneer plywood with matching PVC edge band
  - Top: HPL with matching PVC edge band
  - Standard Finishes
  - Drawer fronts: solid wood with half-moon pull
  - 3/4 extension epoxy coated drawer slides
  - Dry-fit construction, exposed fasteners
  - Shipped assembled
- Options available:**
- Glue and dowel construction. Replace "RD" in part number with "RG"
  - Linear integral pull or bar pull
  - Premium Finishes

Part Number	Description	D" x W" x H"	Price	Bar Pull
RDNS1D20-Y	RH SERIES, Nightstand, 1-Drawer, Dry-Fit, Exposed Fasteners, Veneer Plywood	18 x 20 x 24	\$617	+\$15
RDNS2D20-Y	RH SERIES, Nightstand, 2-Drawer, Dry-Fit, Exposed Fasteners, Veneer Plywood	18 x 20 x 24	\$872	+\$30



GSA Approved | 71-204

**Standard includes:**

- Case: veneer plywood with matching PVC edge band
- Standard Finishes
- Solid wood pull with half-moon detail
- 3/4 extension epoxy coated drawer slides
- Fixed shelf
- Closet rod
- Coat hook on inside of door
- Dry-fit construction, exposed fasteners
- Shipped assembled

**Options available:**

- Glue and dowel construction. Replace "RD" in part number with "RG"
- Linear integral pull or bar pull
- Premium Finishes

Part Number	Description	D" x W" x H"	Price	Bar Pull
RDWAD124-Y	RH SERIES, Wardrobe, 1-Door, Left, Dry-Fit, Exposed Fasteners, Veneer Plywood	24 x 24 x 72	\$1,500	+\$15
RDWAD224-Y	RH SERIES, Wardrobe, 1-Door with Open Shelf, Left, Dry-Fit, Exposed Fasteners, Veneer Plywood	24 x 24 x 72	\$1,503	+\$15
RDWAD324-Y	RH SERIES, Wardrobe, 1-Door, Right, Dry-Fit, Exposed Fasteners, Veneer Plywood	24 x 24 x 72	\$1,500	+\$15
RDWAD424-Y	RH SERIES, Wardrobe, 1-Door with Open Shelf, Right, Dry-Fit, Exposed Fasteners, Veneer Plywood	24 x 24 x 72	\$1,503	+\$15



GSA Approved | 71-204

**Standard includes:**

- Case: veneer plywood with matching PVC edge band
- Standard Finishes
- Drawer fronts: solid wood with half-moon pull
- 3/4 extension epoxy coated drawer slides
- Fixed shelf
- Closet rod
- Coat hook on inside of door
- Dry-fit construction, exposed fasteners
- Shipped assembled

**Options available:**

- Glue and dowel construction. Replace "RD" in part number with "RG"
- Linear integral pull or bar pull
- Hasp lock on top drawer only; black
- Premium Finishes

Part Number	Description	D" x W" x H"	Price	Bar Pull	Hasp
RDWABP36-Y	RH SERIES, Wardrobe, 2-Door, Dry-Fit, Exposed Fasteners, Veneer Plywood	24 x 36 x 72	\$1,682	+\$30	
RDWACG36-Y	RH SERIES, Wardrobe, 2-Door, 2 Drawer, Dry-Fit, Exposed Fasteners, Veneer Plywood	24 x 36 x 72	\$2,158	+\$60	+\$35

Solid wood construction and clean lines provide  
a classic look for any room setting.

**Westwood**  
Room Solutions





## Westwood



### features


- Comprehensive offering. Designed to support a wide variety of needs and provide a cohesive look throughout.
- Provides a warm, residential look and feel.
- Crafted using solid maple accents, recessed hardwood veneer plywood panels and a laminate top for durability.
- Built to last using glue and dowel construction method.
- Sleek black metal drawer pulls provide a contemporary aesthetic.
- Twin, full, queen and king bed sizes available.

### statement of line



### finishes

wood finish - standard      wood finish - premium



#### Color Disclaimer

Please order actual material samples for specifying purposes. Color accuracy is not guaranteed with these images.



GSA Approved | 71-204

Tip: mattress sizes (Not Included) - Twin 39" x 80",  
Full 54" x 80", Queen 60" x 80", King 76" x 80"

**Standard includes:**

- Bed: solid wood posts with veneer plywood panels and rails: Maple
- Standard Finishes
- Platform style bed
- Deck: 3-piece wood
- Shipped ready to assemble

**Options available:**

- Premium Finishes

Part Number	Description	D" x W" x H"	Price
WWBE3E4083-M	WESTWOOD, Bed, Twin XL, Uses Mattress Sized 39" x 80" - Not Included	42 x 83 x 41	\$1,571
WWBE3E5883-M	WESTWOOD, Bed, Full XL, Uses Mattress Sized 54" x 80" - Not Included	57 x 83 x 41	\$1,823
WWBE3E6483-M	WESTWOOD, Bed, Queen, Uses Mattress Sized 60" x 80" - Not Included	63 x 83 x 41	\$1,954
WWBE3E8283-M	WESTWOOD, Bed, King, Uses Mattress Sized 76" x 80" - Not Included	79 x 83 x 41	\$2,493



GSA Approved | 71-204

**Standard includes:**

- Headboard: solid wood posts with veneer plywood panels and rails: Maple
- Standard Finishes
- Mounts on wall

**Options available:**

- Premium Finishes

Part Number	Description	D" x W" x H"	Price
WWHBDX0340-M	WESTWOOD, Twin Headboard, Wall Mounted	42 x 3 x 34	\$617
WWHBDX0358-M	WESTWOOD, Full Headboard, Wall Mounted	57 x 3 x 34	\$885
WWHBDX0364-M	WESTWOOD, Queen Headboard, Wall Mounted	63 x 3 x 34	\$892
WWHBDX0382-M	WESTWOOD, King Headboard, Wall Mounted	79 x 3 x 34	\$1,068



GSA Approved | 71-204

**Standard includes:**

- Frame: solid hardwood: Maple
- Worksurface: laminate with matching PVC edge band
- Standard Finishes
- Shipped assembled

**Options available:**

- Premium Finishes

Part Number	Description	D" x W" x H"	Price
WWDEAA2444-M	WESTWOOD, Desk, Laminate Top	23 x 44 x 30	\$1,393



GSA Approved | 71-204

**Standard includes:**

- Case: solid hardwood frame with veneer panel inserts: Maple
- Top: laminate with PVC edge band
- Standard Finishes
- Box/ Box/ File
- Full extension steel ball bearing slides
- Black metal pulls
- Shipped assembled

**Options available:**

- Premium Finishes

Part Number	Description	D" x W" x H"	Price
WWPEM323-M	WESTWOOD, Movable Pedestal, BBF	23 x 18 x 30	\$1,464



GSA Approved | 71-204

**Standard includes:**

- Case: solid hardwood frame with veneer panel inserts: Maple
- Top: laminate with matching PVC edge band
- Standard Finishes
- Full extension steel ball bearing slides
- Black metal pulls
- Shipped assembled

**Options available:**

- Premium Finishes

Part Number	Description	D" x W" x H"	Price
WWNS1D18-M	WESTWOOD, Night Stand, 1-Drawer	17 x 18 x 24	\$1,083
WWNS2D18-M	WESTWOOD, Night Stand, 2-Drawer	17 x 18 x 24	\$1,253



GSA Approved | 71-204

**Standard includes:**

- Case: solid hardwood frame with veneer panel inserts: Maple
- Top: laminate with matching PVC edge band
- Standard Finishes
- Full extension steel ball bearing slides
- Black metal pulls
- Shipped assembled

**Options available:**

- Premium Finishes

Part Number	Description	D" x W" x H"	Price
WWDR3X32-M	WESTWOOD, Chest, 3-Drawer	23 x 32 x 34	\$1,559
WWDR6X60-M	WESTWOOD, Chest, 6-Drawer	23 x 61 x 34	\$2,433
WWTVT332-M	WESTWOOD, Chest, 3-Drawer with Media Shelf	23 x 32 x 42	\$1,899



GSA Approved | 71-204

**Standard includes:**

- Solid hardwood frame with veneer: Maple
- Standard Finishes
- Full extension steel ball bearing slides
- Black metal pulls
- Cable management grommet in back
- Coat rod: chrome
- Shipped assembled

**Options available:**

- Premium Finishes

Part Number	Description	D" x W" x H"	Price
WWWACG38-M	WESTWOOD, Wardrobe, 2 Door, 2-Drawer	23 x 38 x 72	\$2,643



GSA Approved | 71-204

**Standard includes:**

- Case: solid hardwood frame with veneer panel inserts: Maple
- Shelves: wood veneer with matching PVC edge band
- Standard Finishes
- Fixed shelves
- Cutouts for cable management with grommet in back
- Shipped assembled

**Options available:**

- Premium Finishes

Part Number	Description	D" x W" x H"	Price
WWBK4S27-M	WESTWOOD, Bookcase, 4-Shelf, 27" w	17 x 27 x 60	\$1,471
WWBK5S27-M	WESTWOOD, Bookcase, 5-Shelf, 27" w	17 x 27 x 72	\$1,670



GSA Approved | 71-204

**Standard includes:**

- Case: solid hardwood frame with veneer panel inserts: Maple
- Top: laminate with matching PVC edge band
- Standard Finishes
- Four drawers with full extension steel ball bearing slides
- Adjustable shelf in middle with cable management cutout, with or without door
- Black metal pulls
- Shipped assembled

**Options available:**

- Premium Finishes

Part Number	Description	D" x W" x H"	Price
WWMC2D60-M	WESTWOOD, Media Storage, 4-Drawer	23 x 61 x 24	\$2,106
WWMC4D60-M	WESTWOOD, Media Storage, 2 Door/4-Drawer	23 x 61 x 24	\$2,170



GSA Approved | 71-204

- Standard includes:**
- Frame: solid hardwood: Maple
  - Top: laminate with matching PVC edge band
  - Standard Finishes
  - Shipped assembled
- Options available:**
- Premium Finishes

Part Number	Description	D" x W" x H"	Price
WWTB1X2323-M	WESTWOOD, End Table	23 x 23 x 23	\$1,014
WWTB1X2348-M	WESTWOOD, Coffee Table	23 x 48 x 17	\$1,227



GSA Approved | 71-204

- Standard includes:**
- Solid hardwood legs: Maple
  - Standard Finishes
  - Upholstered cushion: base grade fabric
  - Shipped assembled
- Options available:**
- Please call for pricing on Price Grade 4 fabric and above
  - Premium Finishes

Part Number	Description	D" x W" x H"	Price	Base	Grade1	Grade2
WWBN1X44-M	WESTWOOD, Bench	23 x 44 x 18	\$1,303		+\$36	+\$72


The Media Collection is designed to crossover seamlessly from bedroom to living room—creating a space that is both stylish and filled with functionality.

## Media Collection





## Media Collection



### features

- Veneer plywood or laminate with matching PVC edge band.
- Bookcase has adjustable shelves.
- Fixed back panel and grommet for cord management.
- Bar or loop pull available on doors, if specified.
- Shipped assembled.
- Premium finishes available.
- Choice of wood, round metal, or square metal feet for media cabinets.

### statement of line




### pull and feet selections



### finishes


#### wood finish - standard




#### wood finish - premium



#### laminate finish - standard



#### laminate finish - premium



#### Color Disclaimer

Please order actual material samples for specifying purposes. Color accuracy is not guaranteed with these images.



GSA Approved | 71-204

**Standard includes:**

- Material: **L** Laminate on Engineered Wood core or **Y** Veneer Plywood with matching PVC edge band
- Standard Finishes
- Cable management cutouts and grommet hole
- Shipped assembled

**Options Available**

- Premium Finishes

Part Number	Description	D" x W" x H"	Price
SGBK1S36-L	BOOKCASE, 1-Adjustable Shelf, Glue & Dowel, Laminate	12 x 36 x 29	\$418
SGBK1S36-Y	BOOKCASE, 1-Adjustable Shelf, Glue & Dowel, Veneer	12 x 36 x 29	\$628
SGBK2S36-L	BOOKCASE, 2-Adjustable Shelves, Glue & Dowel, Laminate	12 x 36 x 38	\$495
SGBK2S36-Y	BOOKCASE, 2-Adjustable Shelves, Glue & Dowel, Veneer	12 x 36 x 38	\$869
SGBK3S36-L	BOOKCASE, 3-Adjustable Shelves, Glue & Dowel, Laminate	12 x 36 x 48	\$583
SGBK3S36-Y	BOOKCASE, 3-Adjustable Shelves, Glue & Dowel, Veneer	12 x 36 x 48	\$927



GSA Approved | 71-204

**Standard includes:**

- Veneer plywood or laminate with matching PVC edge band
- Material: **Y** Veneer Plywood; **L** Laminate
- Standard Finishes
- Four cubbies with fixed shelves
- Slim storage shelf with cable management grommet in back
- Cutout at back of shelves for vertical cable management
- Aluminum bar pull on doors, if specified
- Shipped assembled

**Options available:**

- Premium Finishes

Part Number	Description	D" x W" x H"	Price
EXSU4D36-L	STORAGE UNIT, 4-Box, Doors, Slim Storage Shelf	16 x 36 x 36	\$783
EXSU4D36-Y	STORAGE UNIT, 4-Box, Doors, Slim Storage Shelf	16 x 36 x 36	\$1,256
EXSU4S36-L	STORAGE UNIT, 4-Box, Slim Storage Shelf	16 x 36 x 36	\$594
EXSU4S36-Y	STORAGE UNIT, 4-Box, Slim Storage Shelf	16 x 36 x 36	\$915



GSA Approved | 71-204

**Standard includes:**

- Veneer plywood or laminate with matching PVC edge band
- Material: **Y** Veneer Plywood; **L** Laminate
- Standard Finishes
- Six open cubbies with fixed shelves
- Slim storage shelf with cable management grommet in back
- Cutout at back of shelves for vertical cable management
- Shipped assembled

**Options available:**

- Premium Finishes

Part Number	Description	D" x W" x H"	Price
EXSU6S36-L	STORAGE UNIT, 6-Box, Slim Storage Shelf	16 × 36 × 48	\$776
EXSU6S36-Y	STORAGE UNIT, 6-Box, Slim Storage Shelf	16 × 36 × 48	\$1,150



GSA Approved | 71-204

**Standard includes:**

- Veneer plywood or laminate with matching PVC edge band
- Material: **Y** Veneer Plywood; **L** Laminate
- Standard Finishes
- Ten cubbies with fixed shelves
- Slim storage shelf with cable management grommet in back
- Cutout at back of shelves for vertical cable management
- Aluminum bar pulls on doors, if specified
- Shipped assembled

**Options available:**

- Premium Finishes

Part Number	Description	D" x W" x H"	Price
EXSU1S36-L	STORAGE UNIT, 10-Box, W/ Slim	16 × 36 × 76	\$1,046
EXSU1S36-Y	STORAGE UNIT, 10-Box, W/ Slim	16 × 36 × 76	\$1,697
EXSU2S36-L	STORAGE UNIT, 10-Box, 2 Doors, W/ Slim	16 × 36 × 76	\$1,200
EXSU2S36-Y	STORAGE UNIT, 10-Box, 2 Doors, W/ Slim	16 × 36 × 76	\$1,864



GSA Approved | 71-204

**Standard includes:**

- Veneer plywood or laminate with matching PVC edge band
- Material: **Y** Veneer Plywood; **L** Laminate
- Standard Finishes
- Five open cubbies with fixed shelves
- Slim storage shelf with cable management grommet in rear
- Cutout at back of shelves for vertical cable management
- Shipped assembled

**Options available:**

- Premium Finishes

Part Number	Description	D" x W" x H"	Price
EXSU5S18-L	STORAGE UNIT, 5-Box, Slim Storage Shelf	16 × 18 × 76	\$579
EXSU5S18-Y	STORAGE UNIT, 5-Box, Slim Storage Shelf	16 × 18 × 76	\$855



Open Market

**Standard includes:**

- Veneer plywood or laminate with matching PVC edge band
- Material: **Y** Veneer Plywood; **L** Laminate
- Standard Finishes
- Cord management integrated throughout
- Adjustable shelf
- Bar or loop pulls on doors, if specified
- Round metal legs
- Shipped assembled

**Options available:**

- Premium Finishes
- Square metal legs: **+\$150 List**
- Wood legs: **+\$180 List**

Part Number	Description	D" x W" x H"	Price
EXMC1CL36-L	MEDIA CABINET, Open Left , Shelf Right, 36"W, Laminate	16 x 36 x 20	\$489
EXMC1CL36-Y	MEDIA CABINET, Open Left, Shelf Right, 36"W, Veneer	16 x 36 x 20	\$645
EXMC1CR36-L	MEDIA CABINET, Open Right , Shelf Left, 36"W, Laminate	16 x 36 x 20	\$489
EXMC1CR36-Y	MEDIA CABINET, Open Right, Shelf Left, 36"W, Veneer	16 x 36 x 20	\$645
EXMC1L36-L	MEDIA CABINET, 1-Door Left, Shelf Right, 36"W, Laminate	16 x 36 x 20	\$546
EXMC1L36-Y	MEDIA CABINET, 1-Door Left, Shelf Right, 36"W, Veneer	16 x 36 x 20	\$719
EXMC1R36-L	MEDIA CABINET, 1-Door Right, Shelf Left, 36"W, Laminate	16 x 36 x 20	\$546
EXMC1R36-Y	MEDIA CABINET, 1-Door Right, Shelf Left, 36"W, Veneer	16 x 36 x 20	\$719



GSA Approved | 71-204

- Standard includes:**
- Veneer plywood or laminate with matching PVC edge band
  - Material: **Y** Veneer Plywood; **L** Laminate
  - Standard Finishes
  - Cord management integrated throughout
  - Adjustable shelf
  - Bar or loop pulls on doors, if specified
  - Round metal legs
  - Shipped assembled

- Options available:**
- Premium Finishes
  - Square metal legs: **+\$150 List**
  - Wood legs: **+\$180 List**

Part Number	Description	D" x W" x H"	Price
EXMC1A48-L	MEDIA CABINET, 2-Door with Open Center Shelf, 48"W, Laminate	20 x 48 x 20	\$860
EXMC1A48-Y	MEDIA CABINET, 2-Door with Open Center Shelf, 48"W, Veneer	20 x 48 x 20	\$1,026
EXMC1C48-L	MEDIA CABINET, Open with Open Center Shelf, 48"W, Laminate	20 x 48 x 20	\$656
EXMC1C48-Y	MEDIA CABINET, Open with Open Center Shelf, 48"W, Veneer	20 x 48 x 20	\$930

# Beds & Accessories

Our beds are well designed with simple adjustments, flexible features and long-term sustainability. They coordinate seamlessly with any of our Room Solutions products, offering many choices of design and features.

## Statement of Line

---



Alcove



Breton



Essix



Griffin



Maxwell



Scout



Solo



Tool-Free





GSA Approved | 71-204  
Tip: mattress sizes (not included) - Twin 36" x 80",  
Full 54" x 80"

- Standard includes:**
- Headboard and footboard: veneer plywood
  - Standard Finishes
  - Decorative side rails: silver metal with wood trim piece
  - Deck: 3 piece wood
  - Shipped ready to assemble

Part Number	Description	D" x W" x H"	Price
ALBE3NL4583-Y	ALCOVE, Bed, Twin XL, 3-Piece Wood Deck, Panel Headboard and Footboard, Uses Mattress Sized 39" x 80" - Not Included	45 x 83 x 42	\$1,578
ALBE3NL6083-Y	ALCOVE, Bed, Full XL, 3-Piece Wood Deck, Panel Headboard and Footboard, Uses Mattress Sized 54" x 80" - Not Included	60 x 83 x 42	\$2,062
ALBE3NL6683-Y	ALCOVE, Bed, Queen, 3-Piece Wood Deck, Panel Headboard and Footboard, Uses Mattress Sized 60" x 80" - Not Included	66 x 83 x 42	\$2,099
ALSB1NL0116-Y	ALCOVE, Bed Wing, (2) - Shelf Positions, 16"W x 42"H	0 x 15 x 42	\$217



Breton Bed - Spring Deck  
Open Market

**Standard includes:**

- Solid hardwood posts and rails
- Species: **K** Oak or **M** Maple
- Standard Finishes
- Integrated pegs for lofting and bunking with no tools
- One piece steel side rails: black
- 8 deck heights with steel pin channel
- Deck: spring or 3-piece wood
- Uses Mattress Sized 36" x 80" – Not Included
- Shipped ready to assemble

**Options available:**

- Premium Finishes

Part Number	Description	D" x W" x H"	Price
BRBE3S3885-K	BRETON, Bed, Dorm Twin XL, Spring Deck, 3 Rail, Uses Mattress Sized 36" x 80" - Not Included	38 x 85 x 38	\$1,132
BRBE3S3885-M	BRETON, Bed, Dorm Twin XL, Spring Deck, 3 Rail, Uses Mattress Sized 36" x 80" - Not Included	38 x 85 x 38	\$1,248
BRBE3W3885-K	BRETON, Bed, Dorm Twin XL, 3-Piece Wood Deck, 3 Rail, Uses Mattress Sized 36" x 80" - Not Included	38 x 85 x 38	\$982
BRBE3W3885-M	BRETON, Bed, Dorm Twin XL, 3-Piece Wood Deck, 3 Rail, Uses Mattress Sized 36" x 80" - Not Included	38 x 85 x 38	\$1,147



Breton Loft Kit  
Open Market  
*Tip: guard rail and ladder are recommended for use  
with loft kits. See bed accessories for options.*

**Standard includes:**

- Solid hardwood post and rails
- Species: **K** Oak or **M** Maple
- Standard Finishes
- Integrated pegs for lofting with no tools
- Wood or metal decorative stabilizer bar; includes safety locking device
- Shipped ready to assemble

**Options available:**

- Premium Finishes

Part Number	Description	D" x W" x H"	Price
BRLF3M3885-K	BRETON, Loft Kit, 3 Rail, Metal Stabilizer Rail	38 x 85 x 38	\$802
BRLF3M3885-M	BRETON, Loft Kit, 3 Rail, Metal Stabilizer Rail	38 x 85 x 38	\$945
BRLF3R3885-K	BRETON, Loft Kit, 3 Rail, Wood Stabilizer Rail	38 x 85 x 38	\$874
BRLF3R3885-M	BRETON, Loft Kit, 3 Rail, Wood Stabilizer Rail	38 x 85 x 38	\$982



Open Market

**Standard includes:**

- Extruded aluminum posts
- Veneer plywood or laminate rails with matching PVC edge band
- Material: **Y** Veneer Plywood or **L** Laminate
- Integrated couplers for bunking and lofting with no tools: black plastic
- One-piece steel side rails: black
- 11 deck heights with steel pin channel
- Deck: spring or 3-piece wood
- Uses mattress sized 36" x 80" – Not included
- Shipped ready to assemble

Part Number	Description	D" x W" x H"	Price
EXBE3S3885-L	ESSIX, Bed, Dorm Twin XL, Spring Deck, Uses Mattress Sized 36" x 80" - Not Included	40 x 89 x 38	\$1,326
EXBE3S3885-Y	ESSIX, Bed, Dorm Twin XL, Spring Deck, 3 Rail, Uses Mattress Sized 36" x 80" - Not Included	40 x 89 x 38	\$1,461
EXBE3W3885-L	ESSIX, Bed, Dorm Twin XL, 3-Piece Wood Deck, Uses Mattress Sized 36" x 80" - Not Included	40 x 89 x 38	\$1,190
EXBE3W3885-Y	ESSIX, Bed, Dorm Twin XL, 3-Piece Wood Deck, 3 Rail, Uses Mattress Sized 36" x 80" - Not Included	40 x 89 x 38	\$1,346



Open Market

*Tip: guard rail and ladder are recommended for use with loft kits. See bed accessories for options.*

**Standard includes:**

- Extruded aluminum posts
- Veneer plywood or laminate rails with matching PVC edge band
- Materials: **Y** Veneer Plywood or **L** Laminate
- Integrated couplers for lofting with no tools: black plastic
- Wood or metal decorative stabilizer bar; includes safety locking device
- Shipped ready to assemble

Part Number	Description	D" x W" x H"	Price
EXLF3M3885-L	ESSIX, Loft Kit, Twin XL, 3 Rail, Inside Channel, Metal Stabilizer Bar	40 x 89 x 38	\$977
EXLF3M3885-Y	ESSIX, Loft Kit, Twin XL, 3 Rail, Inside Channel, Metal Stabilizer Bar	40 x 89 x 38	\$1,044
EXLF3R3885-L	ESSIX, Loft Kit, Twin XL, 3 Rail, Inside Channel, Wood Stabilizer Bar	40 x 89 x 38	\$1,023
EXLF3R3885-Y	ESSIX, Loft Kit, Twin XL, 3 Rail, Inside Channel, Wood Stabilizer Bar	40 x 89 x 38	\$1,118



Open Market

**Standard includes:**

- Extruded aluminum posts
- Material : **Y** Veneer plywood or **L** Laminate headboard/footboard with matching PVC edge band
- Standard Finishes
- One-piece steel side rails: black
- 7 deck heights with steel pin channel
- Shipped ready to assemble

**Options available:**

- Premium Finishes

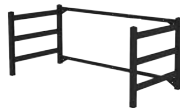
Part Number	Description	D" x W" x H"	Price
EXBE3W5485-L	Essix, Bed, Full XL, 3-Piece Wood Deck, One-piece Headboard with Additional Bottom Rail, One-Piece Footboard, Lower Height Footboard, Uses Mattress Sized 54" x 80" - Not Included	56 x 89 x 38	\$1,570
EXBE3W5485-Y	ESSIX, Bed, Full XL, 3-Piece Wood Deck, One-piece Headboard with Additional Bottom Rail, One-Piece Footboard, Lower Height Footboard, Uses Mattress Sized 54" x 80" - Not Included	56 x 89 x 38	\$1,883
EXBERS3885-L	ESSIX, Bed, Dorm Twin XL, One-Piece Headboard with Additional Bottom Rail, One-Piece footboard, Lower Height Footboard, Spring Deck, Uses Mattress Sized 36" x 80" - Not Included	40 x 89 x 38	\$1,276
EXBERS3885-Y	ESSIX, Bed, Dorm Twin XL, One-Piece Headboard with Additional Bottom Rail, One-Piece footboard, Lower Height Footboard, Spring Deck, Uses Mattress Sized 36" x 80" - Not Included	40 x 89 x 38	\$1,360
EXBERW3885-L	ESSIX, Bed, Dorm Twin XL, 3-Piece Wood Deck, One-piece Headboard with Additional Bottom Rail, One-Piece Footboard, Lower Height Footboard, Uses Mattress Sized 36" x 80" - Not Included	40 x 89 x 38	\$1,238
EXBERW3885-Y	ESSIX, Bed, Dorm Twin XL, 3-Piece Wood Deck, One-piece Headboard with Additional Bottom Rail, One-Piece Footboard, Lower Height Footboard, Uses Mattress Sized 36" x 80" - Not Included	40 x 89 x 38	\$1,374



Griffin Bed  
Open Market

- Standard includes:**
- Solid hardwood posts and rails
  - Finish: Light Stain or Dark Stain
  - 2 steel pins for lofting and bunking with no tools
  - Steel side rails: black
  - 11 deck heights with steel pin channel
  - Deck: spring
  - Uses Mattress Sized 36" × 80" – Not Included
  - Shipped ready to assemble


Part Number	Description	D" x W" x H"	Price
GFBS3S3885-G	GRIFFIN, Bed, Dorm Twin XL, Spring Deck, Uses Mattress Sized 36" x 80" - Not Included	38 × 85 × 36	\$755



Open Market

- Standard includes:**
- Solid hardwood post and rails
  - Finish: Light Stain or Dark Stain
  - 2 steel pins for lofting with no tools
  - Metal stabilizer bars (2)
  - Shipped ready to assemble

Part Number	Description	D" x W" x H"	Price
GFLFS3M3885-G	GRIFFIN, Loft Kit, Metal Stabilizer	38 × 85 × 36	\$618



Open Market

- Standard includes:**
- Solid hardwood posts and rails
  - Finish: Light Stain or Dark Stain
  - One metal stabilizer rail
  - Steel side rails: black
  - Deck: spring
  - Uses mattress sized 36" × 80" – Not Included
  - Shipped ready to assemble

Part Number	Description	D" x W" x H"	Price
GFBS5S3885-G	GRIFFIN, Bed, Dorm Twin XL, Studio Loft 60", 5-rail, Spring Deck, Metal Stabilizer, Fits 36 x 80 Mattress	38 × 85 × 60	\$1,152



Open Market  
*Tip: Only used with Griffin or Solo Beds*

- Standard includes:**
- Steel; black finish
  - No tools required for attachment to side rails

Part Number	Description	D" x W" x H"	Price
GFGR1X151-X	GRIFFIN, Guard Rail, Metal, Black	1 × 51 × 16	\$109



**Standard includes:**

- Steel; black finish
- Height adjustable for multiple height bunk or loft
- Tools required for height adjustment
- Shipped ready to assemble

Part Number	Description	D" x W" x H"	Price
GFLD1X1414-X	GRIFFIN, Ladder, Metal, Black	14 x 14 x 51	\$403

Open Market  
*Tip: Used only with Griffin or Solo Beds*





Maxwell Bed  
Open Market

**Standard includes:**

- Solid hardwood posts, steel rails
- Steel rails: silver powder coat
- 2 steel pins for lofting and bunking with no tools
- One piece steel side rails: black
- 11 deck heights with steel pin channel
- Deck: spring or 3-piece wood
- Uses Mattress Sized 36" x 80" – Not Included
- Shipped ready to assemble

Part Number	Description	D" x W" x H"	Price
MXBE3S3885-YS	MAXWELL, Bed, Dorm Twin XL, Spring Deck, 3 Rail Steel in Silver Finish, Uses Mattress Sized 36" x 80" - Not Included	38 x 85 x 37	\$1,272
MXBE3W3885-YS	MAXWELL, Bed, Dorm Twin XL, 3-Piece Wood Deck, 3 Rail Steel in Silver Finish, Uses Mattress Sized 36" x 80" - Not Included	38 x 85 x 37	\$1,166



Maxwell Loft Kit w/ Wood Stabilizer Bar  
Open Market

*Tip: guard rail and ladder are recommended for use with loft kits. See accessories for options.*

**Standard includes:**

- Solid hardwood posts, steel rails
- Steel rails: silver powder coat
- 2 steel pins for lofting with no tools
- Wood or metal stabilizer bar; includes safety locking device; a decorative rail that bolts on is available
- Shipped ready to assemble

Part Number	Description	D" x W" x H"	Price
MXLF3M3885-YS	MAXWELL, Loft Kit, 3 Rail Steel in Silver Finish, Metal Stabilizer Bar	38 x 85 x 37	\$977
MXLF3W3885-YS	MAXWELL, Loft Kit, 3 Rail Steel in Silver Finish, Wood Stabilizer Bar	38 x 85 x 37	\$1,044



Open Market

**Standard includes:**

- Solid hardwood posts, steel rails
- Steel rails: silver powder coat
- One piece steel side rails: black
- 19 deck heights with steel pin channel
- Deck: spring or 3-piece wood
- Uses Mattress Sized 36" x 80" – Not Included
- Shipped ready to assemble

Part Number	Description	D" x W" x H"	Price
MXBE5S3885-YS	MAXWELL, Bed, Dorm Twin XL, Spring Deck, 5-Rail in Silver Finish, Studio Loft 60"H, Metal Stabilizer, Uses Mattress Sized 36" x 80" - Not Included	38 x 85 x 60	\$1,953
MXBE5W3885-YS	MAXWELL, Bed, Dorm Twin XL, 3-Piece Deck, 5-Rail in Silver Finish, Studio Loft 60"H, Metal Stabilizer, Uses Mattress Sized 36" x 80" - Not Included	38 x 85 x 60	\$1,758



GSA Approved | 71-204

**Standard includes:**

- Steel posts: silver – **S** powder coat
- Headboard material: Laminate – **L**
- Standard Finishes
- Spring deck
- Fixed deck height, 16-1/4" Height at Bottom of Bed Rails (14" at bottom of gusset)
- Shipped ready to assemble

**Options available:**

- Premium Finishes

Part Number	Description	D" x W" x H"	Price
MXBERH3785-LS	MAXWELL, Bed, Dorm Twin XL, 19" Under Bed Clearance (21-1/4" Height at Bottom of Bed Rails, 32" at Top of Mattress), Silver Posts, Uses Mattress Sized 36" x 80" - Not Included	37 x 85 x 44	\$762
MXBERH4085-LS	MAXWELL, Bed, Twin XL, 19" Under Bed Clearance (21-1/4" Height at Bottom of Bed Rails, 32" at Top of Mattress), Silver Posts, Uses Mattress Sized 39" x 80" - Not Included	40 x 85 x 44	\$832
MXBERH5585-LS	MAXWELL, Bed, Full XL, 19" Under Bed Clearance (21-1/4" Height at Bottom of Bed Rails, 32" at Top of Mattress), Silver Posts, Uses Mattress Sized 54" x 80" - Not Included	55 x 85 x 44	\$1,029
MXBERH6185-LS	MAXWELL, Bed, Queen, 19" Under Bed Clearance (21-1/4" Height at Bottom of Bed Rails, 32" at Top of Mattress), Silver Posts, Uses Mattress Sized 60" x 80" - Not Included	61 x 85 x 44	\$1,114
MXBERL3785-LS	MAXWELL, Bed, Dorm Twin XL, 14" Under Bed Clearance (16-1/4" Height at Bottom of Bed Rails, 27" at Top of Mattress), Silver Posts, Uses Mattress Sized 36" x 80" - Not Included	37 x 85 x 39	\$762
MXBERL4085-LS	MAXWELL, Bed, Twin XL, 14" Under Bed Clearance (16-1/4" Height at Bottom of Bed Rails, 27" at Top of Mattress), Silver Posts, Uses Mattress Sized 39" x 80" - Not Included	40 x 85 x 39	\$832
MXBERL5585-LS	MAXWELL, Bed, Full XL, 14" Under Bed Clearance (16-1/4" Height at Bottom of Bed Rails, 27" at Top of Mattress), Silver Posts, Uses Mattress Sized 54" x 80" - Not Included	55 x 85 x 39	\$1,008
MXBERL6185-LS	MAXWELL, Bed, Queen, 14" Under Bed Clearance (16-1/4" Height at Bottom of Bed Rails, 27" at Top of Mattress), Silver Posts, Uses Mattress Sized 60" x 80" - Not Included	61 x 85 x 39	\$1,080



GSA Approved | 71-204

**Standard includes:**

- Wood posts: **K** Oak or **M** Maple
- Headboard material: Veneer with Plywood Core – **Y**
- Standard Finishes
- Spring deck
- Fixed deck height, choice of 14" or 19" under bed clearance
- Shipped ready to assemble

**Options available:**

- Premium Finishes

Part Number	Description	D" x W" x H"	Price
MWBERH3785-Y	MAXWELL, Bed, Dorm Twin XL, 19" Under Bed Clearance (21-1/4" Height at Bottom of Bed Rails, 32" at Top of Mattress), Wood Posts, Uses Mattress Sized 36" x 80" - Not Included	37 x 85 x 44	\$1,029
MWBERH4085-Y	MAXWELL, Bed, Twin XL, 19" Under Bed Clearance (21-1/4" Height at Bottom of Bed Rails, 32" at Top of Mattress), Wood Posts, Uses Mattress Sized 39" x 80" - Not Included	40 x 85 x 44	\$1,165
MWBERH5585-Y	MAXWELL, Bed, Full XL, 19" Under Bed Clearance (21-1/4" Height at Bottom of Bed Rails, 32" at Top of Mattress), Wood Posts, Uses Mattress Sized 54" x 80" - Not Included	55 x 85 x 44	\$1,368
MWBERH6185-Y	MAXWELL, Bed, Queen, 19" Under Bed Clearance (21-1/4" Height at Bottom of Bed Rails, 32" at Top of Mattress), Wood Posts, Uses Mattress Sized 60" x 80" - Not Included	61 x 85 x 44	\$1,440
MWBERL3785-Y	MAXWELL, Bed, Dorm Twin XL, 14" Under Bed Clearance (16-1/4" Height at Bottom of Bed Rails, 27" at Top of Mattress), Wood Posts, Uses Mattress Sized 36" x 80" - Not Included	37 x 85 x 39	\$999
MWBERL4085-Y	MAXWELL, Bed, Twin XL, 14" Under Bed Clearance (16-1/4" Height at Bottom of Bed Rails, 27" at Top of Mattress), Wood Posts, Uses Mattress Sized 39" x 80" - Not Included	40 x 85 x 39	\$1,021
MWBERL5585-Y	MAXWELL, Bed, Full XL, 14" Under Bed Clearance (16-1/4" Height at Bottom of Bed Rails, 27" at Top of Mattress), Wood Posts, Uses Mattress Sized 54" x 80" - Not Included	55 x 85 x 39	\$1,388
MWBERL6185-Y	MAXWELL, Bed, Queen, 14" Under Bed Clearance (16-1/4" Height at Bottom of Bed Rails, 27" at Top of Mattress), Wood Posts, Uses Mattress Sized 60" x 80" - Not Included	61 x 85 x 39	\$1,446



Open Market

- Standard includes:**
- Steel posts & headboard: silver – S powder coat
  - Headboard material: 14 Gauge Steel
  - Spring deck
  - Fixed deck height, choice of 14" or 19" under bed clearance
  - Shipped ready to assemble

Part Number	Description	D" x W" x H"	Price
MXBERH3785	MAXWELL, Bed, Dorm Twin XL, 19" Under Bed Clearance (21-1/4" Height at Bottom of Bed Rails, 32" at Top of Mattress), Silver Steel Posts, Silver Steel Headboard, Uses Mattress Sized 36" x 80" - Not Included	37 x 85 x 44	\$1,618
MXBERH5585	MAXWELL, Bed, Full XL, 19" Under Bed Clearance (21-1/4" Height at Bottom of Bed Rails, 32" at Top of Mattress), Silver Steel Posts, Silver Steel Headboard, Uses Mattress Sized 54" x 80" - Not Included	55 x 85 x 44	\$1,594
MXBERL3785	MAXWELL, Bed, Dorm Twin XL, 14" Under Bed Clearance (16-1/4" Height at Bottom of Bed Rails, 27" at Top of Mattress), Silver Steel Posts, Silver Steel Headboard, Uses Mattress Sized 36" x 80" - Not Included	37 x 85 x 39	\$1,620
MXBERL5585	MAXWELL, Bed, Full XL, 14" Under Bed Clearance (16-1/4" Height at Bottom of Bed Rails, 27" at Top of Mattress), Silver Steel Posts, Silver Steel Headboard, Uses Mattress Sized 54" x 80" - Not Included	55 x 85 x 39	\$1,559



Open Market

- Standard includes:**
- Solid hardwood posts
  - Headboard Material: Veneer with plywood core – **Y**
  - Bunked beds with 3-piece wood decks
  - CPSC certification: 16 CFR Part 1513, 16 CFR 1500.18
  - Fixed front ladder
  - Fixed guard rails
  - Safety label
  - Uses Mattress Sized 36" x 75" – Not Included
  - Shipped ready to assemble

Part Number	Description	D" x W" x H"	Price
SCBE4379-Y	SCOUT, CPSC Certified Bunk Bed, Dorm Twin, 3-Piece Wood Decks, Attached Ladder and Guard Rails, Uses Mattresses Sized 36" x 75" - Not Included	43 x 78 x 70	\$4,079



GSA Approved | 71-204

- Standard includes:**
- Species: **K** Oak or **M** Maple
  - 2 steel pins for bunking with no tools
  - Steel side rails: black
  - 11 deck heights with steel pin channel
  - Deck: spring
  - Tested and approved for GSA bunkable bed use
  - Shipped ready to assemble

Part Number	Description	D" x W" x H"	Price
SOBE3S3986-K	SOLO, Bed, Dorm Twin XL, Spring Deck, Uses Mattress Sized 36" x 80" - Not Included	39 x 86 x 36	\$1,128
SOBE3S3986-M	SOLO, Bed, Dorm Twin XL, Spring Deck, Uses Mattress Sized 36" x 80" - Not Included	39 x 86 x 36	\$1,289
SOBE3S4286-K	SOLO, Bed, Twin XL, Spring Deck, Uses Mattress Sized 39" x 80" - Not Included	42 x 86 x 36	\$1,045
SOBE3S4286-M	SOLO, Bed, Twin XL, Spring Deck, Uses Mattress Sized 39" x 80" - Not Included	42 x 86 x 36	\$1,263





Tool Free Bed  
 Open Market

- Standard includes:**
- Solid hardwood posts and rails
  - Species: **K** Oak or **M** Maple
  - Standard Finishes
  - 2 steel pins for lofting and bunking with no tools
  - One piece steel side rails: black
  - 11 deck heights with steel pin channel
  - Deck: spring, 1- or 3-piece wood
  - Uses Mattress Sized 36" x 80" – Not Included
  - Shipped ready to assemble

- Options available:**
- Premium Finishes

Part Number	Description	D" x W" x H"	Price
TFBE3D3885-K	TOOL FREE, Bed, Dorm Twin XL, 1-Piece Wood Deck, 3 Rail, Uses Mattress Sized 36" x 80" - Not Included	38 x 85 x 37	\$1,065
TFBE3D3885-M	TOOL FREE, Bed, Dorm Twin XL, 1-Piece Wood Deck, 3 Rail, Uses Mattress Sized 36" x 80" - Not Included	38 x 85 x 37	\$1,233
TFBE3S3885-K	TOOL FREE, Bed, Dorm Twin XL, Spring Deck, 3 Rail, Uses Mattress Sized 36" x 80" - Not Included	38 x 85 x 37	\$1,124
TFBE3S3885-M	TOOL FREE, Bed, Dorm Twin XL, Spring Deck, 3 Rail, Uses Mattress Sized 36" x 80" - Not Included	38 x 85 x 37	\$1,261
TFBE3S4085-K	TOOL FREE, Bed, Dorm Twin XL, Spring Deck, 3 Rail, Uses Mattress Sized 39" x 80" - Not Included	41 x 85 x 37	\$1,304
TFBE3S4085-M	TOOL FREE, Bed, Dorm Twin XL, Spring Deck, 3 Rail, Uses Mattress Sized 39" x 80" - Not Included	41 x 85 x 37	\$1,484
TFBE3W3885-K	TOOL FREE, Bed, Dorm Twin XL, 3-Piece Wood Deck, 3 Rail, Uses Mattress Sized 36" x 80" - Not Included	38 x 85 x 37	\$1,041
TFBE3W3885-M	TOOL FREE, Bed, Dorm Twin XL, 3-Piece Wood Deck, 3 Rail, Uses Mattress Sized 36" x 80" - Not Included	38 x 85 x 37	\$1,145
TFBE3W4085-K	TOOL FREE, Bed, Twin XL, 3-Piece Wood Deck, Uses Mattress Sized 39" x 80" - Not Included	41 x 85 x 37	\$1,152
TFBE3W4085-M	TOOL FREE, Bed, Twin XL, 3-Piece Wood Deck, 3 Rail, Uses Mattress Sized 39" x 80" - Not Included	41 x 85 x 37	\$1,332



Tool Free Bed - 3-Piece Deck  
Open Market

**Standard includes:**

- Solid hardwood posts and rails
- Species: **K** Oak or **M** Maple
- One piece steel side rails: black
- 19 deck heights with steel pin channel
- Deck: spring or 3-piece wood
- Uses Mattress Sized 36" x 80" – Not Included
- Shipped ready to assemble
- Not intended to work with lofting kit

**Options available:**

- Premium Finishes

Part Number	Description	D" x W" x H"	Price
TFBE5S3885-K	TOOL FREE, Bed, Dorm Twin XL, Spring Deck, 5 Rail, Studio Loft 60"H with Metal Stabilizer, Uses Mattress Sized 36" x 80" - Not Included	38 x 85 x 60	\$1,717
TFBE5S3885-M	TOOL FREE, Bed, Dorm Twin XL, Spring Deck, 5 Rail, Studio Loft 60"H with Metal Stabilizer, Uses Mattress Sized 36" x 80" - Not Included	38 x 85 x 60	\$1,845
TFBE5W3885-K	TOOL FREE, Bed, Dorm Twin XL, 3-Piece Wood Deck, 5 Rail, Studio Loft 60"H with Metal Stabilizer, Uses Mattress Sized 36" x 80" - Not Included	38 x 85 x 60	\$1,635
TFBE5W3885-M	TOOL FREE, Bed, Dorm Twin XL, 3-Piece Wood Deck, 5 Rail, Studio Loft 60"H with Metal Stabilizer, Uses Mattress Sized 36" x 80" - Not Included	38 x 85 x 60	\$1,761



Tool Free Loft Kit  
Open Market

*Tip: guard rail and ladder are recommended for use with loft kits. See bed accessories for options.*

**Standard includes:**

- Solid hardwood post and rails
- Species: **K** Oak or **M** Maple
- Standard Finishes
- 2 steel pins for lofting with no tools
- Wood or metal stabilizer bar; includes safety locking device; a decorative rail that bolts on is available
- Shipped ready to assemble

**Options available:**

- Premium Finishes

Part Number	Description	D" x W" x H"	Price
TFLF3M3885-K	TOOL FREE, Loft Kit, 3 Rail, Metal Stabilizer Rail, For Use with Adjustable Bed Sized 38" x 85" x 37"	38 x 85 x 37	\$882
TFLF3M3885-M	TOOL FREE, Loft Kit, 3 Rail, Metal Stabilizer Rail, For Use with Adjustable Bed Sized 38" x 85" x 37"	38 x 85 x 37	\$947
TFLF3R3885-K	TOOL FREE, Loft Kit, 3 Rail, Wood Stabilizer Rail, For Use with Adjustable Bed Sized 38" x 85" x 37"	38 x 85 x 37	\$943
TFLF3R3885-M	TOOL FREE, Loft Kit, 3 Rail, Wood Stabilizer Rail, For Use with Adjustable Bed Sized 38" x 85" x 37"	38 x 85 x 37	\$1,056



Open Market  
For use with bolt-on decorative rails on Breton, Essix, Maxwell and Tool Free adjustable beds.

- Standard includes:**
- Solid wood in **K** Oak or **M** Maple
  - Plastic Coated Hook
  - Two heights available for varying loft heights
  - Can be used on the Breton, Essix, Maxwell and Tool Free adjustable beds

Part Number	Description	D" x W" x H"	Price
TFLD1X414-K	LADDER, For Use With Bolt-On Decorative Rails, Plastic Coated Hook	4 × 14 × 76	\$796
TFLD1X414-M	LADDER, For Use With Bolt-On Decorative Rails, Plastic Coated Hook	4 × 14 × 76	\$829
TFLD3X414-K	LADDER, For Use With Bolt-On Decorative Rails, Plastic Coated Hook	4 × 14 × 64	\$720
TFLD3X414-M	LADDER, For Use With Bolt-On Decorative Rails, Plastic Coated Hook	4 × 14 × 64	\$720



Open Market  
Tip: Breton, Essix, Maxwell and Tool Free can mix and match decorative and guard rails.

- Standard includes:**
- Veneer plywood with edge banding in **K** Oak or **M** Maple
  - Recommended for use with **TFLD1X414** Ladder for adjustable beds
  - Bolt-on, attachment hardware included
  - Can be used on the Breton, Essix, Maxwell and Tool Free adjustable beds

Part Number	Description	D" x W" x H"	Price
TFDL1X180-K	DECORATIVE RAIL, Straight Design, Bolt-On	1 × 80 × 4	\$103
TFDL1X180-M	DECORATIVE RAIL, Straight Design, Bolt-On	1 × 80 × 4	\$102



Open Market  
Breton, Essix, Maxwell and Tool Free can mix and match decorative and guard rails.

- Standard includes:**
- Laminate with matching vinyl edge band
  - Bolts on, attachment hardware included
  - Designed to be used with **EXGR2X146-L** Bolt-on Guard Rail
  - Can be used on the Breton, Essix, Maxwell and Tool Free adjustable beds

Part Number	Description	D" x W" x H"	Price
EXDL2X180-L	DECORATIVE RAIL, Bolt-On, Laminate	1 × 80 × 6	\$118



Open Market  
Tip: Breton, Essix, Maxwell, Solo and Tool Free can mix and match decorative and guard rails.

- Standard includes:**
- Laminate with matching PVC edge band
  - Bolts on, attachment hardware included
  - Can be used on the Breton, Essix, Maxwell, Solo and Tool Free adjustable beds

Part Number	Description	D" x W" x H"	Price
ABGRWB3983	GUARD RAIL, White Board, Clip-On	1 × 39 × 16	\$224
EXGR2X146-L	GUARD RAIL, Bolt-On, Laminate	1 × 46 × 16	\$121



Open Market  
Tip: Can be used with Breton, Essix, Maxwell and Tool Free. For use with clip-on decorative and guard rails.

- Standard includes:**
- Veneer Plywood with exposed edges in **K** Oak or **M** Maple
  - Recommended for use with clip-on Guard or Decorative Rails
  - Hinged to accommodate different heights
  - Can be used on the Breton, Essix, Maxwell and Tool Free adjustable beds

Part Number	Description	D" x W" x H"	Price
GBLD1X144-K	LADDER, For Adjustable Beds, For Use with Clip-on Guard or Decorative Rails	4 × 14 × 70	\$550
GBLD1X144-M	LADDER, For Adjustable Beds, For Use with Clip-on Guard or Decorative Rails	4 × 14 × 70	\$554



Open Market  
Tip: Breton, Essix, Maxwell and Tool Free can mix and match decorative and guard rails.

- Standard includes:**
- Veneer plywood with exposed edges in Oak or Maple
  - Clips on for attachment to side rails
  - Recommended for use with **GBLD1X144** Ladder for adjustable beds
  - Can be used on the Breton, Essix, Maxwell and Tool Free adjustable beds

Part Number	Description	D" x W" x H"	Price
EXDL1X180-Y	DECORATIVE RAIL, Contoured Center, Clip-on	1 × 80 × 6	\$298



Open Market  
Tip: Breton, Essix, Maxwell and Tool Free can mix and match decorative and guard rails.

- Standard includes:**
- Veneer plywood with exposed edges in **K** Oak or **M** Maple
  - Recommended for use with **GBLD1X144** Ladder for adjustable beds
  - Clips on for attachment to side rails
  - Can be used on the Breton, Essix, Maxwell and Tool Free adjustable beds

Part Number	Description	D" x W" x H"	Price
GBDL1X180-K	DECORATIVE RAIL, Straight Design, Clip-on	1 × 80 × 5	\$280
GBDL1X180-M	DECORATIVE RAIL, Straight Design, Clip-on	1 × 80 × 5	\$287



Open Market  
Hook-on Guard Rail for Breton and Tool Free Adjustable Beds

- Standard includes:**
- Veneer plywood with 3mm edge banding in Oak or Maple
  - Hooks on to the adjustable bed's footboard and headboard rails
  - Can be used on the Breton and Tool Free adjustable beds

Part Number	Description	D" x W" x H"	Price
SOGR1X6019-Y	GUARD RAIL, Hook-on Over Bed End Rails	1 × 82 × 4	\$113



Open Market  
Tip: Breton, Essix, Maxwell and Tool Free can mix and match decorative and guard rails.

- Standard includes:**
- Veneer plywood with exposed edges in Oak or Maple
  - Recommended for use with **GBLD1X144** Ladder for adjustable beds
  - Clips on for attachment to side rails
  - Can be used on the Breton, Essix, Maxwell and Tool Free adjustable beds

Part Number	Description	D" x W" x H"	Price
EXGR1X180-Y	GUARD RAIL, Horizontal Slats, Clip-on	1 × 80 × 16	\$424

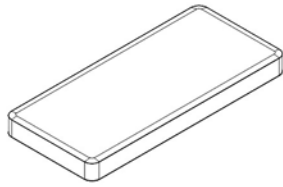


Open Market  
*Tip: Breton, Essix, Maxwell, and Tool Free can mix and match decorative and guard rails.*

- Standard includes:**
- Veneer plywood with exposed edges in **K** Oak or **M** Maple
  - Recommended for use with **GBLD1X144** Ladder for adjustable beds
  - Clips on for attachment to side rails
  - Can be used on the Breton, Essix, Maxwell and Tool Free adjustable beds

Part Number	Description	D" x W" x H"	Price
GBGR1X180-K	GUARD RAIL, Rectangular Cutouts, Clip-on	1 × 80 × 16	\$399
GBGR1X180-M	GUARD RAIL, Rectangular Cutouts, Clip-on	1 × 80 × 16	\$412





GSA Approved | 71-204  
Standard Dorm Nylon Mattress

**Standard includes:**

- Blue 210 denier nylon cover
- Kevlar stitching
- Border: matching tick with FR fiber and cloth tape
- Meets 2007 FR Law 1633

Part Number	Description	D" x W" x H"	Price
MTMANX7536	MATTRESS, Blue Nylon, Dorm Twin 36" x 75"	75 x 36 x 8	\$630
MTMANX7539	MATTRESS, Blue Nylon, Twin 39" x 75"	75 x 39 x 8	\$551
MTMANX7554	MATTRESS, Blue Nylon, Full 54" x 75"	75 x 54 x 8	\$622
MTMANX8036	MATTRESS, Blue Nylon, Dorm Twin XL 36" x 80"	80 x 36 x 8	\$637
MTMANX8039	MATTRESS, Blue Nylon, Twin XL 39" x 80"	80 x 39 x 8	\$645
MTMANX8054	MATTRESS, Blue Nylon, Full XL 54" x 80"	80 x 54 x 8	\$665
MTMANX8060	MATTRESS, Blue Nylon, Queen 60" x 80"	80 x 60 x 8	\$762

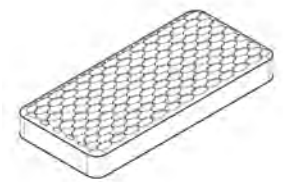


GSA Approved | 71-204  
Standard Dorm Inverted Nylon Mattress

**Standard includes:**

- Blue 210 denier nylon cover
- Inverted seam
- Kevlar stitching
- Border: matching tick with FR fiber and cloth tape
- Meets 2007 FR Law 1633

Part Number	Description	D" x W" x H"	Price
MTNYVS3675	MATTRESS, Blue Nylon, Inverted Seam, Dorm Twin 36" x 75"	75 x 36 x 9	\$625
MTNYVS3680	MATTRESS, Blue Nylon, Inverted Seam, Dorm Twin XL 36" x 80"	80 x 36 x 9	\$657
MTNYVS3875	MATTRESS, Blue Nylon, Inverted Seam, Twin 38x75	75 x 38 x 9	\$760
MTNYVS3880	MATTRESS, Blue Nylon, Inverted Seam, Twin XL 38x80	80 x 38 x 9	\$770
MTNYVS5375	MATTRESS, Blue Nylon, Inverted Seam, Full 54" x 75"	75 x 54 x 9	\$958
MTNYVS5380	MATTRESS, Blue Nylon, Inverted Seam, Full XL 54" x 80"	80 x 54 x 9	\$1,009
MTNYVS6080	MATTRESS, Blue Nylon, Inverted Seam, Queen 60" x 80"	80 x 60 x 9	\$1,078

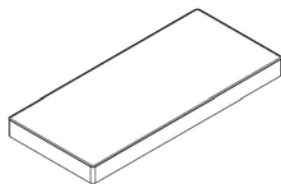


GSA Approved | 71-204  
Standard Dorm Quilted Mattress

**Standard includes:**

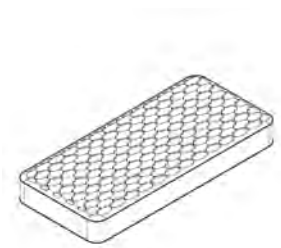
- Quilt: tightly weaved Damask, with a natural Fire Retardant Barrier
- Upholstery: 2 Layers of 7/8" Polyurethane foam of 1.4 Density with 32 ILD
- Border: Matching Dark blue Damask multi-needle quilted to Fire Retardant Barrier
- Meets 2007 FR Law 1633

Part Number	Description	D" x W" x H"	Price
MTMAQX7539	MATTRESS, Quilted, Twin 39" x 75"	75 x 39 x 8	\$512
MTMAQX7554	MATTRESS, Quilted, Full 54" x 75"	75 x 54 x 8	\$540
MTMAQX8036	MATTRESS, Quilted, Dorm Twin XL 36" x 80"	80 x 36 x 8	\$472
MTMAQX8039	MATTRESS, Quilted, Twin XL 39" x 80"	80 x 39 x 8	\$487
MTMAQX8054	MATTRESS, Quilted, Full XL 54" x 80"	80 x 54 x 8	\$626
MTMAQX8060	MATTRESS, Quilted, Queen 60" x 80"	80 x 60 x 8	\$687



GSA Approved | 71-204  
Tip: Box Spring to be used with standard nylon and quilted dorm mattresses

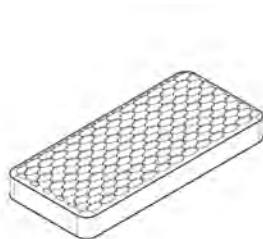
Part Number	Description	D" x W" x H"	Price
MTBXSP7539	BOXSPRING, Twin, 39" x 75"	75 x 39 x 8	\$365
MTBXSP7554	BOXSPRING, Full, 54" x 75"	75 x 54 x 8	\$386
MTBXSP8036	BOXSPRING, Dorm XLT, 36" x 80"	80 x 36 x 8	\$365
MTBXSP8039	BOXSPRING, Twin XL, 39" x 80"	80 x 39 x 8	\$354
MTBXSP8054	BOXSPRING, Full XL, 54" x 80"	80 x 54 x 8	\$429
MTBXSP8060	BOXSPRING, Queen, 60" x 80"	80 x 60 x 8	\$462



GSA Approved | 71-204

- Standard includes:**
- Quilt: FR fiber with 1.5" extra firm foam and soft double-knit panels
  - 600 Series back supporter 13.75 GA zoned offset coil system
  - Zoned wood foundation

Part Number	Description	D" x W" x H"	Price
MTQUCS3680	MATTRESS, Quilted Chiro Support-2 Sided, Dorm Twin XL 36" x 80"	80 x 36 x 13	\$1,185
MTQUCS3975	MATTRESS, Quilted Chiro Support-2 Sided, Twin 39" x 75"	75 x 39 x 13	\$1,013
MTQUCS3980	MATTRESS, Quilted Chiro Support-2 Sided, Twin XL 39" x 80"	80 x 39 x 13	\$1,185
MTQUCS5475	MATTRESS, Quilted Chiro Support-2 Sided, Full 54" x 75"	75 x 54 x 13	\$1,395
MTQUCS5480	MATTRESS, Quilted Chiro Support-2 Sided, Full XL 54" x 80"	80 x 54 x 13	\$1,428
MTQUCS6080	MATTRESS, Quilted Chiro Support-2 Sided, Queen 60" x 80"	80 x 60 x 13	\$1,504
MTQUCS7680	MATTRESS, Quilted Chiro Support-2 Sided, King 76" x 80"	80 x 76 x 13	\$2,232

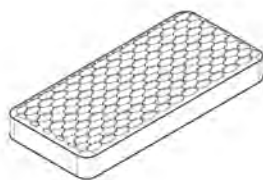


GSA Approved | 71-204

**Standard includes:**

- Quilt: FR fiber with 2.25" comfort caressable foam and two double-knit panels
- 600 Series back supporter 13.75 GA zoned offset coil system
- Zoned wood foundation

Part Number	Description	D" x W" x H"	Price
MTQUCE3680	MATTRESS, Quilted Chiro Extreme-2 Sided, Dorm Twin XL 36" x 80"	80 x 36 x 14	\$1,380
MTQUCE3975	MATTRESS, Quilted Chiro Extreme-2 Sided, Twin 39" x 75"	75 x 39 x 14	\$1,180
MTQUCE3980	MATTRESS, Quilted Chiro Extreme-2 Sided, Twin XL 39" x 80"	80 x 39 x 14	\$1,505
MTQUCE5475	MATTRESS, Quilted Chiro Extreme-2 Sided, Full 54" x 75"	75 x 54 x 14	\$1,560
MTQUCE5480	MATTRESS, Quilted Chiro Extreme-2 Sided, Full XL 54" x 80"	80 x 54 x 14	\$1,650
MTQUCE6080	MATTRESS, Quilted Chiro Extreme-2 Sided, Queen 60" x 80"	80 x 60 x 14	\$1,700
MTQUCE7680	MATTRESS, Quilted Chiro Extreme-2 Sided, King 76" x 80"	80 x 76 x 14	\$2,015

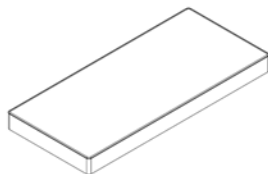


GSA Approved | 71-204

**Standard includes:**

- Quilt: FR fiber with 2oz. high loft wool / silk fiber
- Euro Top: 1.5" Convoluted hybrid latex, 1" comfort support foam
- 600 Series back supporter 13.75 GA zoned offset coil system
- Zoned wood foundation

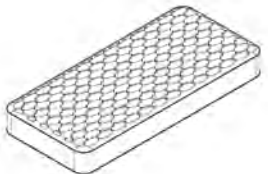
Part Number	Description	D" x W" x H"	Price
MTQUCEC3680	MATTRESS, Quilted Chiro Euro Comfort-2 Sided, Dorm Twin XL 36" x 80"	80 x 36 x 15	\$2,010
MTQUCEC3975	MATTRESS, Quilted Chiro Euro Comfort-2 Sided, Twin 39" x 75"	75 x 39 x 15	\$1,660
MTQUCEC3980	MATTRESS, Quilted Chiro Euro Comfort-2 Sided, Twin XL 39" x 80"	80 x 39 x 15	\$1,950
MTQUCEC5475	MATTRESS, Quilted Chiro Euro Comfort-2 Sided, Full 54" x 75"	75 x 54 x 15	\$2,254
MTQUCEC5480	MATTRESS, Quilted Chiro Euro Comfort-2 Sided, Full XL 54" x 80"	80 x 54 x 15	\$2,268
MTQUCEC6080	MATTRESS, Quilted Chiro Euro Comfort-2 Sided, Queen 60" x 80"	80 x 60 x 15	\$2,351
MTQUCEC7680	MATTRESS, Quilted Chiro Euro Comfort-2 Sided, King 76" x 80"	80 x 76 x 15	\$2,930



GSA Approved | 71-204

Tip: Box Spring to be used with Chiro Support, Extreme and Euro Comfort mattresses. For King sized mattresses, use (2) Twin sized Box Springs.

Part Number	Description	D" x W" x H"	Price
MTBXCHI3680	BOXSPRING, Quilted Chiro, Dorm Twin XL 36" x 80"	80 x 36 x 9	\$390
MTBXCHI3975	BOXSPRING, Quilted Chiro, Twin 39" x 75"	75 x 39 x 9	\$360
MTBXCHI3980	BOXSPRING, Quilted Chiro, Twin XL 39" x 80"	80 x 39 x 9	\$402
MTBXCHI5475	BOXSPRING, Quilted Chiro, Full 54" x 75"	75 x 54 x 9	\$428
MTBXCHI5480	BOXSPRING, Quilted Chiro, Full XL 54" x 80"	80 x 54 x 9	\$465
MTBXCHI6080	BOXSPRING, Quilted Chiro, Queen 60" x 80"	80 x 60 x 9	\$480

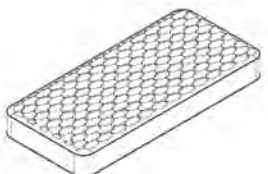


GSA Approved | 71-204

## Standard includes:

- Quilt: Stretch knit fabric with 2" High resilient quilt foam
- Continuous 600 coil foam encased spring
- 2" Base foam with head to toe lacing
- Zoned wood foundation

Part Number	Description	D" x W" x H"	Price
MTQUCF3680	MATTRESS, Quilted Chorus Firm, Dorm Twin XL 36" x 80"	80 x 36 x 12	\$700
MTQUCF3975	MATTRESS, Quilted Chorus Firm, Twin 39" x 75"	75 x 39 x 12	\$610
MTQUCF3980	MATTRESS, Quilted Chorus Firm, Twin XL 39" x 80"	80 x 39 x 12	\$720
MTQUCF5475	MATTRESS, Quilted Chorus Firm, Full 54" x 75"	75 x 54 x 12	\$751
MTQUCF5480	MATTRESS, Quilted Chorus Firm, Full XL 54" x 80"	80 x 54 x 12	\$884
MTQUCF6080	MATTRESS, Quilted Chorus Firm, Queen Size 60" x 80"	80 x 60 x 12	\$952

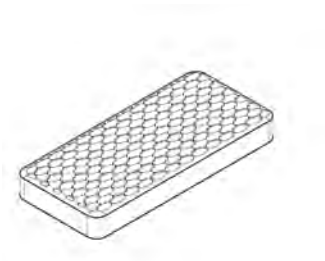


GSA Approved | 71-204

## Standard includes:

- Quilt: Stretch knit fabric with 2" super soft quilt foam
- Continuous 600 coil foam encased spring
- 2" Base foam with head to toe lacing
- Zoned wood foundation

Part Number	Description	D" x W" x H"	Price
MTQUCP3680	MATTRESS, Quilted Chorus Plush, Dorm Twin XL 36" x 80"	80 x 36 x 12	\$700
MTQUCP3975	MATTRESS, Quilted Chorus Plush, Twin 39" x 75"	75 x 39 x 12	\$610
MTQUCP3980	MATTRESS, Quilted Chorus Plush, Twin XL 39" x 80"	80 x 39 x 12	\$720
MTQUCP5475	MATTRESS, Quilted Chorus Plush, Full 54" x 75"	75 x 54 x 12	\$751
MTQUCP5480	MATTRESS, Quilted Chorus Plush, Full XL 54" x 80"	80 x 54 x 12	\$884
MTQUCP6080	MATTRESS, Quilted Chorus Plush, Queen 60" x 80"	80 x 60 x 12	\$952

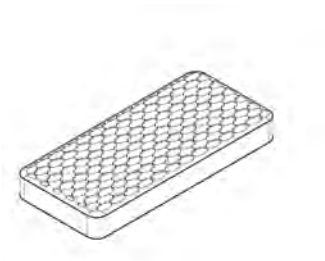


GSA Approved | 71-204

Standard includes:

- Quilt: Double-knit fabric with 1 oz. FR fiber and two comfort flex foam
- Endura insulator pad with three comfort flex foam
- Foam encased 546 14GA zoned spring and 2" base foam
- Zoned wood foundation

Part Number	Description	D" x W" x H"	Price
MTQUDF3680	MATTRESS, Quilted Divine Firm, Dorm Twin XL 36" x 80"	80 x 36 x 11	\$1,114
MTQUDF3975	MATTRESS, Quilted Divine Firm, Twin 39" x 75"	75 x 39 x 11	\$985
MTQUDF3980	MATTRESS, Quilted Divine Firm, Twin XL 39" x 80"	80 x 39 x 11	\$1,112
MTQUDF5475	MATTRESS, Quilted Divine Firm, Full 54" x 75"	75 x 54 x 11	\$1,210
MTQUDF5480	MATTRESS, Quilted Divine Firm, Full XL 54" x 80"	80 x 54 x 11	\$1,258
MTQUDF6080	MATTRESS, Quilted Divine Firm, Queen 60" x 80"	80 x 60 x 11	\$1,342
MTQUDF7680	MATTRESS, Quilted Divine Firm, King 76" x 80"	80 x 76 x 11	\$1,453



GSA Approved | 71-204

Standard includes:

- Quilt: Double-knit fabric with 1 oz. FR fiber and two caressable foam
- Flexible insulator pad with three caressable foam
- Foam encased 546 14GA zoned spring and 2" base foam
- Zoned wood foundation

Part Number	Description	D" x W" x H"	Price
MTQUDP3680	MATTRESS, Quilted Divine Plush, Dorm Twin XL 36" x 80"	80 x 36 x 11	\$1,114
MTQUDP3975	MATTRESS, Quilted Divine Plush, Twin 39" x 75"	75 x 39 x 11	\$985
MTQUDP3980	MATTRESS, Quilted Divine Plush, Twin XL 39" x 80"	80 x 39 x 11	\$1,112
MTQUDP5475	MATTRESS, Quilted Divine Plush, Full 54" x 75"	75 x 54 x 11	\$1,210
MTQUDP5480	MATTRESS, Quilted Divine Plush, Full XL 54" x 80"	80 x 54 x 11	\$1,258
MTQUDP6080	MATTRESS, Quilted Divine Plush, Queen 60" x 80"	80 x 60 x 11	\$1,342
MTQUDP7680	MATTRESS, Quilted Divine Plush, King 76" x 80"	80 x 76 x 11	\$1,453

# Lounge Seating

Traditional, transitional or contemporary. Whatever your style. RT London seating provides comfort and durability in well-designed products.

## Statement of Line

					
Baxter	Charlie	Doozie	Emily	Finn	Garbo
					
Henley	Hudson	Hugo	Lotus	Lucy	Lucy Lu
					
Monroe	Nora	Quincy	Turner		





GSA Approved | 71-206  
COM yardage: 8.75

- Standard includes:**
- Component & Field reupholsterable in value grade fabric
  - Seat cushions are reversible, zippered, and tethered
  - Solid wood legs, Cocoa finish
  - Seat height: 17.5"
  - Shipped assembled
- Options available:**
- Grade 3 fabric and above, please call for pricing
  - For Customer's Own Material (COM), add the total cost of fabric to Grade 1 Price Group

Part Number	Description	D" x W" x H"	Price	Base	Grade1	Grade2
BXLC1X3536+W	BAXTER, Chair	35 x 37 x 34	\$2,330	+\$121	+\$241	+\$362



GSA Approved | 71-206  
COM yardage: 13

Part Number	Description	D" x W" x H"	Price	Base	Grade1	Grade2
BXSE1X3560+W	BAXTER, Settee	35 x 63 x 34	\$3,698	+\$179	+\$358	+\$536



GSA Approved | 71-206  
COM yardage: 17

Part Number	Description	D" x W" x H"	Price	Base	Grade1	Grade2
BXSF1X3584+W	BAXTER, Sofa	35 x 89 x 34	\$4,112	+\$233	+\$466	+\$698

Part Number	Description	D" x W" x H"	Price	Base	Grade1	Grade2
BXOT1X2030+W	BAXTER, Ottoman	20 x 30 x 16	\$1,008	+\$59	+\$117	+\$175



GSA Approved | 71-206  
COM yardage: 4



GSA Approved | 71-206  
COM yardage: 8.00

**Standard includes:**

- Component & Field reupholsterable in value grade fabric
- Seat cushions are zippered and tethered
- Solid wood legs, Cocoa finish
- Seat height: 17.5"
- Ganging bracket included with each unit
- Shipped assembled

**Options available:**

- Grade 3 fabric and above, please call for pricing
- For Customer's Own Material (COM), add the total cost of fabric to Grade 1 Price Group

**Note:**

- Left and Right refers to upholstery of directional fabric on seat. From seated position, specify Left for directional fabric to align with chair to Left of corner. Specify Right, for directional fabric to align with chair to Right. Directional fabric on corner unit will only align with either the unit to right or left, not both.

Part Number	Description	D" x W" x H"	Price	Base	Grade1	Grade2
BXMSCCL3535+W	BAXTER MODULAR SECTIONAL, Corner Chair Left	35 x 35 x 35	\$2,075	+\$117	+\$233	+\$349
BXMSCCR3535+W	BAXTER MODULAR SECTIONAL, Corner Chair Right	35 x 35 x 35	\$2,075	+\$117	+\$233	+\$349



GSA Approved | 71-206  
COM yardage: 7.25

**Arm orientation is from the seated position**

Part Number	Description	D" x W" x H"	Price	Base	Grade1	Grade2
BXMSLCL3533+W	BAXTER MODULAR SECTIONAL, Lounge Chair Left Arm	35 x 33 x 35	\$1,824	+\$104	+\$208	+\$312
BXMSLCN3527+W	BAXTER MODULAR SECTIONAL, Lounge Chair No Arms	35 x 27 x 35	\$1,541	+\$84	+\$167	+\$250
BXMSLCR3533+W	BAXTER MODULAR SECTIONAL, Lounge Chair Right Arm	35 x 33 x 35	\$1,824	+\$104	+\$208	+\$312



GSA Approved | 71-206  
COM yardage: 10

**Arm orientation is from the seated position**

Part Number	Description	D" x W" x H"	Price	Base	Grade1	Grade2
BXMSSEL3559+W	BAXTER MODULAR SECTIONAL, Settee, Left Arm	35 x 59 x 35	\$2,927	+\$150	+\$299	+\$449
BXMSSEN3553+W	BAXTER MODULAR SECTIONAL, Settee, No Arms	35 x 53 x 35	\$2,655	+\$133	+\$266	+\$399
BXMSSER3559+W	BAXTER MODULAR SECTIONAL, Settee, Right Arm	35 x 59 x 35	\$2,927	+\$150	+\$299	+\$449

Baxter Modular Sectional | Lounge Seating



GSA Approved | 71-206  
COM yardage: 12.75





Arm orientation is from the seated position

Part Number	Description	D" x W" x H"	Price	Base	Grade1	Grade2
BXMSSFL3586+W	BAXTER MODULAR SECTIONAL, Sofa, Left Arm	35 x 86 x 35	\$3,781	+\$196	+\$391	+\$586
BXMSSFN3580+W	BAXTER MODULAR SECTIONAL, Sofa, No Arm	35 x 80 x 35	\$3,496	+\$175	+\$349	+\$524
BXMSSFR3586+W	BAXTER MODULAR SECTIONAL, Sofa, Right Arm	35 x 86 x 35	\$3,781	+\$196	+\$391	+\$586







GSA Approved | 71-206  
COM yardage: 4.25





Part Number	Description	D" x W" x H"	Price	Base	Grade1	Grade2
BXMSOT3635+W	BAXTER SECTIONAL, Ottoman	28 x 36 x 17	\$1,095	+\$59	+\$117	+\$175

 <div>    </div>	<b>Standard includes:</b> <ul style="list-style-type: none"> <li>• Component &amp; Field reupholsterable in value grade fabric</li> <li>• Seat cushions are reversible, zippered, and tethered</li> <li>• Plastic, metal or solid wood legs, Cocoa finish</li> <li>• Seat height: 17.5"</li> <li>• Shipped assembled</li> </ul> <b>Options available:</b> <ul style="list-style-type: none"> <li>• Grade 3 fabric and above, please call for pricing</li> <li>• For Customer's Own Material (COM), add the total cost of fabric to Grade 1 Price Group</li> </ul>						
	<b>Part Number</b>	<b>Description</b>	<b>D" x W" x H"</b>	<b>Price</b>	<b>Base</b>	<b>Grade1</b>	<b>Grade2</b>
	CHLC1X3333	CHARLIE, Lounge Chair, Plastic Legs, Field Re-upholsterable	32 x 33 x 35	\$1,633	+\$100	+\$200	+\$299
	CHLC1X3333+W	CHARLIE, Lounge Chair, Wood Legs, Field Re-upholsterable	32 x 33 x 35	\$1,658	+\$100	+\$200	+\$299
	CHLC1X3333+X	CHARLIE, Lounge Chair, Metal Legs, Field Re-upholsterable	32 x 33 x 35	\$1,696	+\$100	+\$200	+\$299
	CHLC1X3333+Y	CHARLIE, Lounge Chair, Swivel Round Base, Traditional Upholstery	32 x 33 x 35	\$2,174	+\$100	+\$200	+\$299



GSA Approved | 71-206  
COM yardage: 6.75

 <div>    </div>	<b>Part Number</b>	<b>Description</b>	<b>D" x W" x H"</b>	<b>Price</b>	<b>Base</b>	<b>Grade1</b>	<b>Grade2</b>
	CHSE1X3355	CHARLIE, Settee, Plastic Legs, Field Re-upholsterable	32 x 55 x 35	\$2,251	+\$133	+\$266	+\$399
	CHSE1X3355+W	CHARLIE, Settee, Wood Legs, Field Re-upholsterable	32 x 55 x 35	\$2,275	+\$133	+\$266	+\$399
	CHSE1X3355+X	CHARLIE, Settee, Metal Legs, Field Re-upholsterable	32 x 55 x 35	\$2,313	+\$133	+\$266	+\$399


GSA Approved | 71-206  
COM yardage: 9.25

 <div>    </div>	<b>Part Number</b>	<b>Description</b>	<b>D" x W" x H"</b>	<b>Price</b>	<b>Base</b>	<b>Grade1</b>	<b>Grade2</b>
	CHSF1X3377	CHARLIE, Sofa, Plastic Legs, Field Re-upholsterable	32 x 77 x 35	\$2,861	+\$167	+\$333	+\$499
	CHSF1X3377+W	CHARLIE, Sofa, Wood Legs, Field Re-upholsterable	32 x 77 x 35	\$2,881	+\$167	+\$333	+\$499
	CHSF1X3377+X	CHARLIE, Sofa, Metal Legs, Field Re-upholsterable	32 x 77 x 35	\$2,918	+\$167	+\$333	+\$499

GSA Approved | 71-206  
COM yardage: 11.75

		Part Number	Description	D" x W" x H"	Price	Base	Grade1	Grade2
		CHOT1X1622	CHARLIE, Ottoman, Plastic Legs	22 x 16 x 17	\$894	+\$67	+\$133	+\$200
		CHOT1X1622+W	CHARLIE, Ottoman, Wood Legs	22 x 16 x 17	\$955	+\$67	+\$133	+\$200
		CHOT1X1622+X	CHARLIE, Ottoman, Metal Legs	22 x 16 x 17	\$953	+\$67	+\$133	+\$200

GSA Approved | 71-206  
COM yardage: 4



GSA Approved | 71-206  
COM yardage: 2


**Standard includes:**

- Fully upholstered with value grade fabric
- Plastic Glides
- 1" HPL top with 3mm PVC edge banding on table top units
- Shipped assembled

**Options available:**


- Grade 3 fabric and above, please call for pricing
- For Customer's Own Material (COM), add the total cost of fabric to Grade 1 Price Group

Part Number	Description	D" x W" x H"	Price	Base	Grade1	Grade2
DSKCNNNS	DOOZIE, Speck, Cushion	18 x 18 x 18	\$655	+\$50	+\$100	+\$150
DSKHNNNS	DOOZIE, Speck, Table Top	18 x 18 x 17	\$694	+\$34	+\$67	+\$100



Open Market  
COM yardage: 2

Part Number	Description	D" x W" x H"	Price	Base	Grade1	Grade2
DBLCNNNS	DOOZIE, Block, Cushion	20 x 20 x 18	\$668	+\$38	+\$75	+\$113
DBLHNNNS	DOOZIE, Block, Table Top	20 x 20 x 17	\$712	+\$25	+\$50	+\$75



GSA Approved | 71-206  
COM yardage: 5

Part Number	Description	D" x W" x H"	Price	Base	Grade1	Grade2
DSPCNNNS	DOOZIE, Spot, Cushion	42 x 42 x 18	\$983	+\$63	+\$125	+\$187
DSPHNNNS	DOOZIE, Spot, Table Top	42 x 42 x 17	\$975	+\$38	+\$75	+\$113



Part Number	Description	D" x W" x H"	Price	Base	Grade1	Grade2
DPCCNNNS	DOOZIE, Pac, Cushion	36 × 42 × 18	\$976	+\$79	+\$158	+\$237



GSA Approved | 71-206  
COM Yardage: 4.5

Part Number	Description	D" x W" x H"	Price	Base	Grade1	Grade2
DBRCNNNS	DOOZIE, Brick, Cushion	20 × 48 × 18	\$897	+\$54	+\$108	+\$162
DBRHNNNS	DOOZIE, Brick, Table Top	20 × 48 × 17	\$958	+\$38	+\$75	+\$113




Open Market  
COM yardage: 3

Part Number	Description	D" x W" x H"	Price	Base	Grade1	Grade2
DSECNNS	DOOZIE, Squeeze, Cushion	30 × 42 × 18	\$931	+\$63	+\$125	+\$187



GSA Approved | 71-206  
COM Yardage: 3.25


Part Number	Description	D" x W" x H"	Price	Base	Grade1	Grade2
DSDCNNNS	DOOZIE, Slide, Cushion	42 x 30 x 24	\$915	+\$50	+\$100	+\$150



GSA Approved | 71-206

COM Yardage: 3


Part Number	Description	D" x W" x H"	Price	Base	Grade1	Grade2
DBPCNNNS	DOOZIE, Bump, Cushion	18 x 30 x 31	\$895	+\$50	+\$100	+\$150



GSA Approved | 71-206

COM Yardage: 2.75

Part Number	Description	D" x W" x H"	Price	Base	Grade1	Grade2
DDPCNNNS	DOOZIE, Dip, Cushion	18 x 42 x 24	\$895	+\$50	+\$100	+\$150



GSA Approved | 71-206

COM Yardage: 3

Part Number	Description	D" x W" x H"	Price	Base	Grade1	Grade2
DLKCNNS	DOOZIE, Link, Cushion	25 × 43 × 18	\$906	+\$42	+\$84	+\$125



GSA Approved | 71-206  
COM Yardage: 3

- (4) Units create 44" diameter inner circle for applications around columns

Part Number	Description	D" x W" x H"	Price	Base	Grade1	Grade2
DJNCNNS	DOOZIE, Join, Cushion	20 × 43 × 18	\$904	+\$42	+\$84	+\$125



GSA Approved | 71-206  
COM Yardage: 3



GSA Approved | 71-206  
COM yardage: 7.75

**Standard includes:**

- Component & Field reupholsterable in value grade fabric
- Seat cushions are reversible, zippered, and tethered
- Plastic or solid wood legs, Cocoa finish
- Seat height: 18"
- Shipped assembled

**Options available:**

- Grade 3 fabric and above, please call for pricing
- For Customer's Own Material (COM), add the total cost of fabric to Grade 1 Price Group

Part Number	Description	D" x W" x H"	Price	Base	Grade1	Grade2
EMLC1X3134+Y	EMILY, Lounge Chair, Swivel Round Base, Traditional Upholstery	31 x 34 x 34	\$2,182	+\$113	+\$225	+\$337
EMLC3X3134	EMILY, Lounge Chair, Plastic Legs, Field Re-upholsterable	31 x 34 x 34	\$1,673	+\$113	+\$225	+\$337
EMLC3X3134+W	EMILY, Lounge Chair, Wood Legs, Field Re-Upholsterable	31 x 34 x 34	\$1,711	+\$113	+\$225	+\$337
EMLC3X3134+X	EMILY, Lounge Chair, Metal Legs, Field Re-Upholsterable	31 x 34 x 34	\$1,734	+\$113	+\$225	+\$337



GSA Approved | 71-206  
COM yardage: 10

Part Number	Description	D" x W" x H"	Price	Base	Grade1	Grade2
EMSE3X3156	EMILY, Settee, Plastic Legs, Field Re-upholsterable	31 x 56 x 34	\$2,278	+\$142	+\$283	+\$424
EMSE3X3156+W	EMILY, Settee, Wood Legs, Field Re-upholsterable	31 x 56 x 34	\$2,304	+\$142	+\$283	+\$424
EMSE3X3156+X	EMILY, Settee, Metal Legs, Field Re-upholsterable	31 x 56 x 34	\$2,338	+\$142	+\$283	+\$424



GSA Approved | 71-206  
COM yardage: 12.5

Part Number	Description	D" x W" x H"	Price	Base	Grade1	Grade2
EMSF3X3177	EMILY, Sofa, Plastic Legs, Field Re-upholsterable	31 x 77 x 34	\$2,875	+\$167	+\$333	+\$499
EMSF3X3177+W	EMILY, Sofa, Wood Legs, Field Re-upholsterable	31 x 77 x 34	\$2,901	+\$167	+\$333	+\$499
EMSF3X3177+X	EMILY, Sofa, Metal Legs, Field Re-upholsterable	31 x 77 x 34	\$2,936	+\$167	+\$333	+\$499



GSA Approved | 71-206  
COM yardage: 4

Part Number	Description	D" x W" x H"	Price	Base	Grade1	Grade2
EMOT1X1622	EMILY, Ottoman, Plastic Legs	22 × 16 × 17	\$907	+\$67	+\$133	+\$200
EMOT1X1622+W	EMILY, Ottoman, Wood Legs	22 × 16 × 17	\$967	+\$67	+\$133	+\$200
EMOT1X1622+X	EMILY, Ottoman, Metal Legs	22 × 16 × 17	\$969	+\$67	+\$133	+\$200



Open Market  
COM yardage: 4

**Standard includes:**

- Fully upholstered with value grade fabric
- Veneer plywood arms with exposed edges in Oak or Maple
- Clear plastic glides
- Seat height: 17"
- Shipped assembled

**Options available:**

- Grade 3 fabric and above, please call for pricing
- For Customer's Own Material (COM), add the total cost of fabric to Grade 1 Price Group

Part Number	Description	D" x W" x H"	Price	Base	Grade1	Grade2
FNLC1X3027+Y	FINN, Chair	30 x 27 x 34	\$1,799	+\$50	+\$100	+\$150
FNLCHB3027+Y	FINN, Chair, Highback	33 x 27 x 40	\$1,995	+\$54	+\$108	+\$162



GSA Approved | 71-206  
COM yardage: 12

**Standard includes:**

- Component & Field reupholsterable in value grade fabric
- Seat cushions are reversible, zippered and tethered
- Solid wood legs, Cocoa finish
- Seat height: 17.5"
- Shipped assembled

**Options available:**

- Grade 3 fabric and above, please call for pricing
- For Customer's Own Material (COM), add the total cost of fabric to Grade 1 Price Group

Part Number	Description	D" x W" x H"	Price	Base	Grade1	Grade2
GRLC1X3540+W	GARBO, Chair	35 x 40 x 35	\$2,533	+\$158	+\$316	+\$474



GSA Approved | 71-206  
COM yardage: 16

Part Number	Description	D" x W" x H"	Price	Base	Grade1	Grade2
GRSE1X3564+W	GARBO, Settee	35 x 64 x 35	\$3,961	+\$204	+\$407	+\$611



GSA Approved | 71-206  
COM yardage: 21.5

Part Number	Description	D" x W" x H"	Price	Base	Grade1	Grade2
GRSF1X3588+W	GARBO, Sofa, 3 Cushion	35 x 88 x 35	\$4,311	+\$258	+\$515	+\$773



GSA Approved | 71-206  
COM yardage: 4

Part Number	Description	D" x W" x H"	Price	Base	Grade1	Grade2
GROT1X2030+W	GARBO, Ottoman	20 x 30 x 17	\$1,027	+\$67	+\$133	+\$200





Open Market  
COM yardage: 5

**Standard includes:**

- Fully upholstered with value grade fabric
- Solid wood legs, Cocoa finish
- Seat height: 18"
- Shipped assembled

**Options available:**

- Grade 3 fabric and above, please call for pricing
- For Customer's Own Material (COM), add the total cost of fabric to Grade 1 Price Group

Part Number	Description	D" x W" x H"	Price	Base	Grade1	Grade2
HN2LC1X3331+W	HENLEY, Chair	33 x 31 x 32	\$2,368	+\$75	+\$150	+\$225



Open Market  
COM yardage: 8.25

Part Number	Description	D" x W" x H"	Price	Base	Grade1	Grade2
HN2SE1X3355+W	HENLEY, Settee	33 x 55 x 32	\$3,399	+\$125	+\$250	+\$374



Open Market  
COM yardage: 12.25

Part Number	Description	D" x W" x H"	Price	Base	Grade1	Grade2
HN2SF1X3379+W	HENLEY, Sofa	33 x 79 x 32	\$4,321	+\$183	+\$366	+\$549



GSA Approved | 71-206  
COM yardage: 6.5

**Standard includes:**

- Component & Field reupholsterable in value grade fabric
- Seat cushions are reversible, zippered, and tethered
- Plastic, metal or solid wood legs, Cocoa finish
- Seat height: 18"
- Shipped assembled

**Options available:**

- Grade 3 fabric and above, please call for pricing
- For Customer's Own Material (COM), add the total cost of fabric to Grade 1 Price Group

Part Number	Description	D" x W" x H"	Price	Base	Grade1	Grade2
HDLC1X3133+Y	HUDSON, Lounge Chair, Swivel Round Base, Traditional Upholstery	31 x 33 x 34	\$2,156	+\$88	+\$175	+\$262
HDLC3X3133	HUDSON, Lounge Chair, Plastic Legs, Field Re-upholsterable	31 x 33 x 34	\$1,645	+\$88	+\$175	+\$262
HDLC3X3133+W	HUDSON, Lounge Chair, Wood Legs, Field Re-upholsterable	31 x 33 x 34	\$1,672	+\$88	+\$175	+\$262
HDLC3X3133+X	HUDSON, Lounge Chair, Metal Legs, Field Re-upholsterable	31 x 33 x 34	\$1,707	+\$88	+\$175	+\$262



GSA Approved | 71-206  
COM yardage: 9

Part Number	Description	D" x W" x H"	Price	Base	Grade1	Grade2
HDSE3X3155	HUDSON, Settee, Plastic Legs, Field Re-upholsterable	31 x 55 x 34	\$2,257	+\$125	+\$250	+\$374
HDSE3X3155+W	HUDSON, Settee, Wood Legs, Field Re-upholsterable	31 x 55 x 34	\$2,282	+\$125	+\$250	+\$374
HDSE3X3155+X	HUDSON, Settee, Metal Legs, Field Re-upholsterable	31 x 55 x 34	\$2,318	+\$125	+\$250	+\$374



GSA Approved | 71-206  
COM yardage: 12

Part Number	Description	D" x W" x H"	Price	Base	Grade1	Grade2
HDSF3X3176	HUDSON, Sofa, Plastic Legs, Field Re-upholsterable	31 x 76 x 34	\$2,868	+\$162	+\$324	+\$486
HDSF3X3176+W	HUDSON, Sofa, Wood Legs, Field Re-upholsterable	31 x 76 x 34	\$2,896	+\$162	+\$324	+\$486
HDSF3X3176+X	HUDSON, Sofa, Metal Legs, Field Re-upholsterable	31 x 76 x 34	\$2,930	+\$162	+\$324	+\$486



GSA Approved | 71-206  
COM yardage: 4

Part Number	Description	D" x W" x H"	Price	Base	Grade1	Grade2
HDOT1X1622	HUDSON, Ottoman, Plastic Legs	22 x 16 x 17	\$907	+\$67	+\$133	+\$200
HDOT1X1622+W	HUDSON, Ottoman, Wood Legs	22 x 16 x 17	\$969	+\$67	+\$133	+\$200
HDOT1X1622+X	HUDSON, Ottoman, Metal Legs	22 x 16 x 17	\$935	+\$67	+\$133	+\$200



Tip: matching tables available.  
GSA Approved | 71-206  
COM yardage: Chair 5.5

**Standard includes:**

- Fully upholstered with value grade fabric
- Field re-upholsterable seat and back. Arms are component re-upholsterable.
- Steel legs: silver powder coat
- Seat height: 18"
- Shipped assembled

**Options available:**

- Solid wood arm caps in Oak or Maple
- Grade 3 fabric and above, please call for pricing
- For Customer's Own Material (COM), add the total cost of fabric to Grade 1 Price Group

Part Number	Description	D" x W" x H"	Price	Base	Grade1	Grade2
HULC1X3028+X	HUGO, Chair	30 x 28 x 35	\$2,381	+\$75	+\$150	+\$225



GSA Approved | 71-206  
COM yardage: 8.75

Part Number	Description	D" x W" x H"	Price	Base	Grade1	Grade2
HUSE1X3050+X	HUGO, Settee	30 x 50 x 35	\$3,202	+\$121	+\$241	+\$362



GSA Approved | 71-206  
COM yardage: 12

Part Number	Description	D" x W" x H"	Price	Base	Grade1	Grade2
HUSF1X3072+X	HUGO, Sofa	30 x 72 x 35	\$4,025	+\$167	+\$333	+\$499



GSA Approved | 71-206  
COM yardage: 9

Part Number	Description	D" x W" x H"	Price	Base	Grade1	Grade2
HUBC1X2472+X	HUGO, Bench	24 x 72 x 18	\$3,347	+\$100	+\$200	+\$299



Open Market  
COM yardage: 5.5

## Standard includes:

- Field reupholsterable in value grade fabric
- Nylon Glides
- Seat height: 16"
- Shipped assembled

## Options available:

- Grade 3 fabric and above, please call for pricing
- Handle color: black, brown or grey
- Felt Glides
- Casters: cup style double wheel

Part Number	Description	D" x W" x H"	Price	Base	Grade1	Grade2
LTLC3X3127	LOTUS, Little Lounge Chair, Field Re-upholsterable	31 x 27 x 33	\$1,690	+\$67	+\$133	+\$200



Open Market  
COM yardage: 4

## Standard includes:

- Field reupholsterable in value grade fabric
- Nylon Glides
- Seat height: 16"
- Shipped assembled

## Options available:

- Grade 3 fabric and above, please call for pricing
- Felt Glides

Part Number	Description	D" x W" x H"	Price	Base	Grade1	Grade2
LTOT3X1927	LOTUS, Little Ottoman, Field Re-upholsterable	19 x 27 x 16	\$901	+\$54	+\$108	+\$162



GSA Approved | 71-206  
COM yardage: 6.5

## Standard includes:

- Field reupholsterable in value grade fabric
- Nylon Glides
- Seat height: 16"
- Shipped assembled

## Options available:

- Grade 3 fabric and above, please call for pricing
- Handle color: black, brown or grey
- Felt Glides
- Casters: cup style double wheel

Part Number	Description	D" x W" x H"	Price	Base	Grade1	Grade2
LTLC3X3531	LOTUS, Lounge Chair, Field Re-upholsterable	35 x 31 x 35	\$1,832	+\$100	+\$200	+\$299



GSA Approved | 71-206  
COM yardage: 7.5

- Standard includes:**
- Field reupholsterable in value grade fabric
  - Nylon Glides
  - Seat height: 16"
  - Shipped assembled

- Options available:**
- Grade 3 fabric and above, please call for pricing
  - Handle color: black, brown or grey
  - Felt Glides

Part Number	Description	D" x W" x H"	Price	Base	Grade1	Grade2
LTSE3X3543	LOTUS, Lounge Chair and a Half, Field Re-upholsterable	35 x 43 x 35	\$2,052	+\$110	+\$220	+\$329



GSA Approved | 71-206  
COM yardage: 4.5

- Standard includes:**
- Field reupholsterable in value grade fabric
  - Nylon Glides
  - Seat height: 16"
  - Shipped assembled

- Options available:**
- Grade 3 fabric and above, please call for pricing
  - Felt Glides

Part Number	Description	D" x W" x H"	Price	Base	Grade1	Grade2
LTOT3X2331	LOTUS, Ottoman, Field Re-upholsterable	23 x 31 x 16	\$959	+\$67	+\$133	+\$200



Tip: matching tables available.  
GSA Approved | 71-206  
COM Yardage: Seat 2.25, Back 1.5

## Standard includes:

- Fully upholstered with value grade fabric
- Metal legs
- Seat height: 18"
- Shipped assembled

## Options available:

- Casters, 4" silver: **+\$100 List**
- Wood legs: **+\$180 List**
- Integrated power, left or right: **+\$185 List**. Includes 1 power outlet, 2 USB charging ports with a 6' cord.
- Grade 3 fabric and above, please call for pricing
- For Customer's Own Material (COM), add the total cost of fabric to Grade 1 Price Group

Part Number	Description	D" x W" x H"	Price	Base	Grade1	Grade2
LULB1A24F	LUCY, Chair, Armless, Field Reupholsterable	30 x 24 x 30	\$1,394	+\$59	+\$117	+\$175



GSA Approved | 71-206  
COM Yardage: Seat 2.75, Back 1.75

## Options available:

- Casters, 4" silver: **+\$100 List**
- Wood legs: **+\$180 List**
- Integrated power, left or right: **+\$185 List**. Includes 1 power outlet, 2 USB charging ports with a 6' cord.
- Grade 4 fabric and above, please call for pricing
- For Customer's Own Material (COM), add the total cost of fabric to Grade 1 Price Group

Part Number	Description	D" x W" x H"	Price	Base	Grade1	Grade2
LULB1A30F	LUCY, Chair, Big, Armless, Field Reupholsterable	30 x 30 x 30	\$1,521	+\$75	+\$150	+\$224



GSA Approved | 71-206  
COM Yardage: Seat 3.25, Back 2.75

## Options available:

- Casters, 4" silver: **+\$100 List**
- Wood legs: **+\$180 List**
- Grade 4 fabric and above, please call for pricing
- For Customer's Own Material (COM), add the total cost of fabric to Grade 1 Price Group

## Note:

- Left and Right refers to upholstery of directional fabric on seat. From seated position, specify Left for directional fabric to align with chair to Left of corner. Specify Right, for directional fabric to align with chair to Right. Directional fabric on corner unit will only align with either the unit to right or left, not both.

Part Number	Description	D" x W" x H"	Price	Base	Grade1	Grade2
LULB2A30F	LUCY, 90 Corner Chair, Right, Field Reupholsterable	30 x 30 x 30	\$1,843	+\$75	+\$150	+\$224
LULB2B30F	LUCY, 90 Corner Chair, Left, Field Reupholsterable	30 x 30 x 30	\$1,843	+\$75	+\$150	+\$224





**Options available:**

- Casters, 4" silver: **+\$100 List**
- Wood legs: **+\$180 List**
- Integrated power, left or right: **+\$185 List**. Includes 1 power outlet, 2 USB charging ports with a 6' cord.
- Grade 4 fabric and above, please call for pricing
- For Customer's Own Material (COM), add the total cost of fabric to Grade 1 Price Group

Part Number	Description	D" x W" x H"	Price	Base	Grade1	Grade2
LULB3A30F	LUCY, Curved - Inner, Field Reupholsterable	39 x 30 x 30	\$1,690	+\$75	+\$150	+\$224
LULB3B30F	LUCY, Curved - Outer, Field Reupholsterable	39 x 30 x 30	\$1,690	+\$75	+\$150	+\$224

GSA Approved | 71-206

COM Yardage: Seat 2.75, Back 2



**Options available:**

- Casters, 4" silver: **+\$100 List**
- Wood legs: **+\$180 List**
- Arms are bent plywood
- Integrated power, left or right: **+\$185 List**. Includes 1 power outlet, 2 USB charging ports with a 6' power cord.
- Grade 4 fabric and above, please call for pricing
- For Customer's Own Material (COM), add the total cost of fabric to Grade 1 Price Group

Part Number	Description	D" x W" x H"	Price	Base	Grade1	Grade2
LUHB1A24F	LUCY, Highback Chair, Armless, Field Reupholsterable	30 x 24 x 36	\$1,589	+\$67	+\$133	+\$200

GSA Approved | 71-206

COM Yardage: Seat 2.25, Back 2.75



**Options available:**

- Casters, 4" silver: **+\$100 List**
- Wood legs: **+\$180 List**
- Integrated power, left or right: **+\$185 List**. Includes 1 power outlet, 2 USB charging ports with a 6' power cord.
- Grade 4 fabric and above, please call for pricing
- For Customer's Own Material (COM), add the total cost of fabric to Grade 1 Price Group

Part Number	Description	D" x W" x H"	Price	Base	Grade1	Grade2
LUHB1A30F	LUCY, Highback Chair, Big, Armless, Field Reupholsterable	30 x 30 x 36	\$1,716	+\$84	+\$167	+\$250

GSA Approved | 71-206

COM Yardage: Seat 2.75, Back 3.25



GSA Approved | 71-206  
COM Yardage: Seat 3.25, Back 4

**Options available:**

- Casters, 4" silver: **+\$100 List**
- Wood legs: **+\$180 List**
- Grade 4 fabric and above, please call for pricing
- For Customer's Own Material (COM), add the total cost of fabric to Grade 1 Price Group

**Note:**

- Left and Right refers to upholstery of directional fabric on seat. From seated position, specify Left for directional fabric to align with chair to Left of corner. Specify Right, for directional fabric to align with chair to Right. Directional fabric on corner unit will only align with either the unit to right or left, not both.

Part Number	Description	D" x W" x H"	Price	Base	Grade1	Grade2
LUHB2A30F	LUCY, 90 Corner Highback Chair, Right, Field Reupholsterable	30 x 30 x 36	\$2,038	+\$83	+\$166	+\$249
LUHB2B30F	LUCY, 90 Corner Highback Chair, Left, Field Reupholsterable	30 x 30 x 36	\$2,038	+\$83	+\$166	+\$249




GSA Approved | 71-206  
COM Yardage: Seat 2.75, Back 3.25

**Options available:**

- Casters, 4" silver: **+\$100 List**
- Wood legs: **+\$180 List**
- Integrated power, left or right **+\$185 List**. Includes 1 power outlet, 2 USB charging ports with a 6' power cord.
- Grade 4 fabric and above, please call for pricing
- For Customer's Own Material (COM), add the total cost of fabric to Grade 1 Price Group

Part Number	Description	D" x W" x H"	Price	Base	Grade1	Grade2
LUHB3A30F	LUCY, Highback Curved - Inner, Field Reupholsterable	39 x 30 x 36	\$1,885	+\$83	+\$166	+\$249
LUHB3B30F	LUCY, Highback Curved - Outer, Field Reupholsterable	39 x 30 x 36	\$1,885	+\$83	+\$166	+\$249



GSA Approved | 71-206  
COM Yardage: Cushion Top 3.25, Table Top 2.5

**Options available:**

- Casters, 4" silver: **+\$100 List**
- Wood legs: **+\$180 List**
- Integrated Power, left or right on side **+\$185 List**. Includes 1 power outlet; 2 USB charging ports with a 6' cord.
- Integrated Power, centered on laminate tops **+\$185 List**. Includes 1 power outlet; 2 USB charging ports with a 6' cord.
- Grade 4 fabric and above, please call for pricing
- For Customer's Own Material (COM), add the total cost of fabric to Grade 1 Price Group

Part Number	Description	D" x W" x H"	Price	Base	Grade1	Grade2
LUBC24FNNN	LUCY, Ottoman, 30x24, Field Reupholsterable	30 x 24 x 18	\$802	+\$38	+\$75	+\$113
LUBC24NNNN	LUCY, Ottoman, 30x24	30 x 24 x 18	\$779	+\$38	+\$75	+\$113
LUBC30FNNN	LUCY, Ottoman, 30x30, Field Reupholsterable	30 x 30 x 18	\$869	+\$59	+\$117	+\$175
LUBC30NNNN	LUCY, Ottoman, 30x30	30 x 30 x 18	\$844	+\$59	+\$117	+\$175
LUOT24NTNN	LUCY, Ottoman, 30x24, Table Top	30 x 24 x 17	\$818	+\$34	+\$67	+\$100
LUOT30NTNN	LUCY, Ottoman, 30x30, Table Top	30 x 30 x 17	\$946	+\$38	+\$75	+\$113



**Options available:**

- Casters, 4" silver: **+\$100 List**
- Wood legs: **+\$180 List**
- Grade 4 fabric and above, please call for pricing
- For Customer's Own Material (COM), add the total cost of fabric to Grade 1 Price Group

Part Number	Description	D" x W" x H"	Price	Base	Grade1	Grade2
LUBCCVFNNN	LUCY, Ottoman, Curve, Field Reupholsterable	30 x 39 x 18	\$1,248	+\$50	+\$100	+\$150
LUBCCVNNNN	LUCY, Ottoman, Curve	30 x 39 x 18	\$1,208	+\$50	+\$100	+\$150

GSA Approved | 71-206  
COM yardage: 3



**Standard includes:**

- Single bracket: black

Part Number	Description	D" x W" x H"	Price
LUGBKT	LUCY, Ganging Bracket	3 x 2 x 3	\$43

GSA Approved | 71-206  
Tip: one bracket needed per joint



GSA Approved | 71-206  
COM yardage: 2.5

## Standard includes:

- Fully upholstered with value grade fabric
- Metal Legs
- Stool height: 17"
- 1" HPL top with 3mm PVC edge banding on table top units
- Shipped assembled

## Options available:

- Wood legs: **+\$180 List**
- Grade 3 fabric and above, please call for pricing
- For Customer's Own Material (COM), add the total cost of fabric to Grade 1 Price Group

Part Number	Description	D" x W" x H"	Price	Base	Grade1	Grade2
LULU18	LUCY LU, Stool, 18"	18 x 18 x 17	\$632	+\$34	+\$67	+\$100
LULU18NTNN	LUCY LU, Stool, 18", Table Top	18 x 18 x 17	\$633	+\$34	+\$67	+\$100



GSA Approved | 71-206  
COM yardage: 3.5

## Options available:

- Wood legs: **+\$180 List**
- Integrated power **+\$185 List**. Includes 1 power outlet, 2 USB charging ports with a 6' cord.
- Centered integrated power on laminate top, **+\$185 List**. Includes 1 power outlet, 2 USB charging ports with a 6' cord.
- Grade 4 fabric and above, please call for pricing
- For Customer's Own Material (COM), add the total cost of fabric to Grade 1 Price Group

Part Number	Description	D" x W" x H"	Price	Base	Grade1	Grade2
LULU32	LUCY LU, Stool, 32"	32 x 32 x 17	\$939	+\$50	+\$100	+\$150
LULU32NTNN	LUCY LU, Stool, 32", Table Top	32 x 32 x 17	\$931	+\$38	+\$75	+\$113



GSA Approved | 71-206  
COM yardage: 4.75

## Options available:

- Wood legs: **+\$225 List**
- Integrated power **+\$185 List**. Includes 1 power outlet, 2 USB charging ports with a 6' cord.
- Centered integrated power on laminate top, **+\$185 List**. Includes 1 power outlet, 2 USB charging ports with a 6' power cord.
- Grade 4 fabric and above, please call for pricing
- For Customer's Own Material (COM), add the total cost of fabric to Grade 1 Price Group

Part Number	Description	D" x W" x H"	Price	Base	Grade1	Grade2
LULU44	LUCY LU, Stool, 44"	44 x 44 x 17	\$1,146	+\$67	+\$133	+\$200
LULU44NTNN	LUCY LU, Stool, 44", Table Top	44 x 44 x 17	\$1,196	+\$46	+\$92	+\$138



GSA Approved | 71-206  
COM yardage: 4.75

## Options available:

- Wood legs: **+\$225 List**
- Grade 4 fabric and above, please call for pricing
- For Customer's Own Material (COM), add the total cost of fabric to Grade 1 Price Group

Part Number	Description	D" x W" x H"	Price	Base	Grade1	Grade2
LULU44H	LUCY LU, Stool, 44", Half-moon	44 x 44 x 17	\$1,223	+\$79	+\$158	+\$237



GSA Approved | 71-206  
COM yardage: 5

**Standard includes:**

- Fully upholstered with value grade fabric
- Plastic legs
- Seat height: 17"
- Shipped assembled

**Options available:**

- Grade 3 fabric and above, please call for pricing
- For Customer's Own Material (COM), add the total cost of fabric to Grade 1 Price Group

Part Number	Description	D" x W" x H"	Price	Base	Grade1	Grade2
MNLC1X3132	MONROE, Lounge Chair, Plastic Legs, Traditional Upholstery	31 x 32 x 34	\$1,296	+\$75	+\$150	+\$225



GSA Approved | 71-206  
COM yardage: 7.25

Part Number	Description	D" x W" x H"	Price	Base	Grade1	Grade2
MNSE1X3154	MONROE, Settee, Plastic Legs, Traditional Upholstery	31 x 54 x 34	\$1,987	+\$108	+\$216	+\$324



GSA Approved | 71-206  
COM yardage: 9.5

Part Number	Description	D" x W" x H"	Price	Base	Grade1	Grade2
MNSF1X3175	MONROE, Sofa, Plastic Legs, Traditional Upholstery	31 x 76 x 34	\$2,634	+\$142	+\$283	+\$424



Open Market  
COM yardage: 6

**Standard includes:**

- Component & Field reupholsterable in value grade fabric
- Seat cushions are reversible, zippered, and tethered
- Plastic, metal or solid wood legs, Cocoa finish
- Seat height: 17.5"
- Shipped assembled

**Options available:**

- Grade 3 fabric and above, please call for pricing
- For Customer's Own Material (COM), add the total cost of fabric to Grade 1 Price Group

Part Number	Description	D" x W" x H"	Price	Base	Grade1	Grade2
NRLC1X3132	NORA, Lounge Chair, Plastic Legs, Field Re-upholsterable	31 x 32 x 34	\$1,730	+\$92	+\$183	+\$275
NRLC1X3132+W	NORA, Lounge Chair, Wood Legs, Field Re-upholsterable	31 x 32 x 34	\$1,757	+\$92	+\$183	+\$275
NRLC1X3132+X	NORA, Lounge Chair, Metal Legs, Field Re-upholsterable	31 x 32 x 34	\$1,796	+\$92	+\$183	+\$275
NRLC1X3132+Y	NORA, Lounge Chair, Swivel Round Base, Traditional Upholstery	31 x 32 x 34	\$2,265	+\$92	+\$183	+\$275




Open Market  
COM yardage: 8

Part Number	Description	D" x W" x H"	Price	Base	Grade1	Grade2
NRSE1X3154	NORA, Settee, Plastic Legs, Field Re-upholsterable	31 x 54 x 34	\$2,383	+\$125	+\$250	+\$374
NRSE1X3154+W	NORA, Settee, Wood Legs, Field Re-upholsterable	31 x 54 x 34	\$2,409	+\$125	+\$250	+\$374
NRSE1X3154+X	NORA, Settee, Metal Legs, Field Re-upholsterable	31 x 54 x 34	\$2,450	+\$125	+\$250	+\$374



Open Market  
COM yardage: 9.75

Part Number	Description	D" x W" x H"	Price	Base	Grade1	Grade2
NRSF1X3176	NORA, Sofa, Plastic Legs, Field Re-upholsterable	31 x 76 x 34	\$3,031	+\$154	+\$308	+\$461
NRSF1X3176+W	NORA, Sofa, Wood Legs, Field Re-upholsterable	31 x 76 x 34	\$3,051	+\$154	+\$308	+\$461
NRSF1X3176+X	NORA, Sofa, Metal Legs, Field Re-upholsterable	31 x 76 x 34	\$3,089	+\$154	+\$308	+\$461

	Part Number	Description	D" x W" x H"	Price	Base	Grade1	Grade2
	NROT1X1622	NORA, Ottoman, Plastic Legs	22 x 16 x 17	\$850	+\$67	+\$133	+\$200
	NROT1X1622+W	NORA, Ottoman, Wood Legs	22 x 16 x 17	\$967	+\$67	+\$133	+\$200
	NROT1X1622+X	NORA, Ottoman, Metal Legs	22 x 16 x 17	\$877	+\$67	+\$133	+\$200
Open Market COM yardage: 4							





GSA Approved | 71-206  
COM yardage: 7.5

**Standard includes:**

- Component & Field reupholsterable in value grade fabric
- Seat cushions are reversible, zippered, and tethered
- Plastic, metal or solid wood legs, Cocoa finish
- Seat height: 18"
- Shipped assembled

**Options available:**

- Grade 3 fabric and above, please call for pricing
- For Customer's Own Material (COM), add the total cost of fabric to Grade 1 Price Group

Part Number	Description	D" x W" x H"	Price	Base	Grade1	Grade2
QULC1X3133+Y	QUINCY, Lounge Chair, Swivel Round Base, Traditional Upholstery	31 x 33 x 34	\$2,179	+\$100	+\$200	+\$299
QULC3X3133	QUINCY, Lounge Chair, Plastic Legs, Field Re-upholsterable	31 x 33 x 34	\$1,638	+\$100	+\$200	+\$299
QULC3X3133+W	QUINCY, Lounge Chair, Wood Legs, Field Re-upholsterable	31 x 33 x 34	\$1,664	+\$100	+\$200	+\$299
QULC3X3133+X	QUINCY, Lounge Chair, Metal Legs, Field Re-upholsterable	31 x 33 x 34	\$1,700	+\$100	+\$200	+\$299



GSA Approved | 71-206  
COM yardage: 9.75

Part Number	Description	D" x W" x H"	Price	Base	Grade1	Grade2
QUSE3X3155	QUINCY, Settee, Plastic Legs, Field Re-upholsterable	31 x 55 x 34	\$2,247	+\$133	+\$266	+\$399
QUSE3X3155+W	QUINCY, Settee, Wood Legs, Field Re-upholsterable	31 x 55 x 34	\$2,273	+\$133	+\$266	+\$399
QUSE3X3155+X	QUINCY, Settee, Metal Legs, Field Re-upholsterable	31 x 55 x 34	\$2,309	+\$133	+\$266	+\$399



GSA Approved | 71-206  
COM yardage: 12.25

Part Number	Description	D" x W" x H"	Price	Base	Grade1	Grade2
QUSF3X3176	QUINCY, Sofa, Plastic Legs, Field Re-upholsterable	31 x 76 x 34	\$2,855	+\$158	+\$316	+\$474
QUSF3X3176+W	QUINCY, Sofa, Wood Legs, Field Re-upholsterable	31 x 76 x 34	\$2,882	+\$158	+\$316	+\$474
QUSF3X3176+X	QUINCY, Sofa, Metal Legs, Field Re-upholsterable	31 x 76 x 34	\$2,916	+\$158	+\$316	+\$474



GSA Approved | 71-206  
COM yardage: 4

Part Number	Description	D" x W" x H"	Price	Base	Grade1	Grade2
QUOT1X1622	QUINCY, Ottoman, Plastic Legs	22 x 16 x 17	\$907	+\$67	+\$133	+\$200
QUOT1X1622+W	Quincy, Ottoman, Wood Legs	22 x 16 x 17	\$969	+\$67	+\$133	+\$200
QUOT1X1622+X	QUINCY, Ottoman, Metal Legs	22 x 16 x 17	\$935	+\$67	+\$133	+\$200



GSA Approved | 71-206  
COM yardage: 5.5

**Standard includes:**

- Fully upholstered with value grade fabric
- Metal or veneer wood legs in multiple finishes
- Seat height: 17"
- Shipped ready to assemble

**Options available:**

- Grade 3 fabric and above, please call for pricing
- For Customer's Own Material (COM), add the total cost of fabric to Grade 1 Price Group

Part Number	Description	D" x W" x H"	Price	Base	Grade1	Grade2
TNLC3028+X	TURNER, Lounge Chair, Armless, Metal Legs	29 x 27 x 29	\$2,070	+\$84	+\$167	+\$250
TNLC3028+Y	TURNER, Lounge Chair, Armless, Wood Legs	29 x 27 x 29	\$2,302	+\$84	+\$167	+\$250



GSA Approved | 71-206  
COM yardage: 6.25

**Arm and table orientation is from the seated position**

Part Number	Description	D" x W" x H"	Price	Base	Grade1	Grade2
TNLC3028+X	TURNER, Lounge Chair, Arm Left, Metal Legs	29 x 27 x 29	\$2,578	+\$96	+\$192	+\$287
TNLC3028+Y	TURNER, Lounge Chair, Arm Left, Wood Legs	29 x 27 x 29	\$2,810	+\$96	+\$192	+\$287
TNLCR3028+X	TURNER, Lounge Chair, Arm Right, Metal Legs	29 x 27 x 29	\$2,578	+\$96	+\$192	+\$287
TNLCR3028+Y	TURNER, Lounge Chair, Arm Right, Wood Legs	29 x 27 x 29	\$2,810	+\$96	+\$192	+\$287



GSA Approved | 71-206  
COM Yardage: 5.75

**Standard includes:**

- Fully upholstered with value grade fabric
- Metal or veneer wood legs in multiple finishes
- Integrated table in laminate with matching PVC edge band
- Seat height: 17"
- Shipped ready to assemble

**Options available:**

- Grade 3 fabric and above, please call for pricing
- For Customer's Own Material (COM), add the total cost of fabric to Grade 1 Price Group
- Integrated power in table: **+\$225 List**. Includes 1 power outlet, 2 USB charging ports with a 6' cord.

**Arm and table orientation is from the seated position**

Part Number	Description	D" x W" x H"	Price	Base	Grade1	Grade2
TNLC3042+X	TURNER, Lounge Chair, Armless, Integrated Table Left, Metal Legs	29 x 41 x 29	\$2,216	+\$88	+\$175	+\$262
TNLC3042+Y	TURNER, Lounge Chair, Armless, Integrated Table Left, Wood Legs	29 x 41 x 29	\$2,449	+\$88	+\$175	+\$262
TNLCR3042+X	TURNER, Lounge Chair, Armless, Integrated Table Right, Metal Legs	29 x 41 x 29	\$2,216	+\$88	+\$175	+\$262
TNLCR3042+Y	TURNER, Lounge Chair, Armless, Integrated Table Right, Wood Legs	29 x 41 x 29	\$2,449	+\$88	+\$175	+\$262



GSA Approved | 71-206  
COM yardage: 6.5

**Arm and table orientation is from the seated position**

Part Number	Description	D" x W" x H"	Price	Base	Grade1	Grade2
TNLCCLR3042+X	TURNER, Lounge Chair, Arm Left, Integrated Table Right, Metal Legs	29 x 41 x 29	\$2,668	+\$100	+\$200	+\$299
TNLCCLR3042+Y	TURNER, Lounge Chair, Arm Left, Integrated Table Right, Wood Legs	29 x 41 x 29	\$2,898	+\$100	+\$200	+\$299
TNLCRTL3042+X	TURNER, Lounge Chair, Arm Right, Integrated Table Left, Metal Legs	29 x 41 x 29	\$2,668	+\$100	+\$200	+\$299
TNLCRTL3042+Y	TURNER, Lounge Chair, Arm Right, Integrated Table Left, Wood Legs	29 x 41 x 29	\$2,898	+\$100	+\$200	+\$299



GSA Approved | 71-206  
COM yardage: 7.25

**Standard includes:**

- Fully upholstered with value grade fabric
- Metal or veneer wood legs in multiple finishes
- Seat height: 17"
- Shipped ready to assemble

**Options available:**

- Grade 3 fabric and above, please call for pricing
- For Customer's Own Material (COM), add the total cost of fabric to Grade 1 Price Group

Part Number	Description	D" x W" x H"	Price	Base	Grade1	Grade2
TNSE3056+X	TURNER, Settee, Armless, Metal Legs	29 x 55 x 29	\$2,544	+\$113	+\$225	+\$337
TNSE3056+Y	TURNER Settee, Armless, Wood Legs	29 x 55 x 29	\$2,775	+\$113	+\$225	+\$337



GSA Approved | 71-206  
COM yardage: 8.5

Part Number	Description	D" x W" x H"	Price	Base	Grade1	Grade2
TNSEA3056+X	TURNER, Settee, Arms, Metal Legs	29 x 55 x 29	\$3,138	+\$129	+\$258	+\$387
TNSEA3056+Y	TURNER, Settee, Arms, Wood Legs	29 x 55 x 29	\$3,369	+\$129	+\$258	+\$387



GSA Approved | 71-206  
COM yardage: 4.25

Standard includes:

- Fully upholstered with value grade fabric
- Metal or veneer wood legs in multiple finishes
- Seat height: 17"
- Shipped ready to assemble

Options available:

- Grade 3 fabric and above, please call for pricing
- For Customer's Own Material (COM), add the total cost of fabric to Grade 1 Price Group

Part Number	Description	D" x W" x H"	Price	Base	Grade1	Grade2
TNBC3028+X	TURNER, Single Seat Bench, Metal Legs	29 x 27 x 17	\$1,465	+\$63	+\$125	+\$187
TNBC3028+Y	TURNER, Single Seat Bench, Wood Legs	29 x 27 x 17	\$1,697	+\$63	+\$125	+\$187



GSA Approved | 71-206  
COM Yardage: 5

Part Number	Description	D" x W" x H"	Price	Base	Grade1	Grade2
TNBC3056+X	TURNER, Double Seat Bench, Metal Legs	29 x 55 x 17	\$1,932	+\$75	+\$150	+\$225
TNBC3056+Y	TURNER, Double Seat Bench, Wood Legs	29 x 55 x 17	\$2,147	+\$75	+\$150	+\$225



GSA Approved | 71-206  
Com yardage: 4.5

Standard includes:

- Fully upholstered with value grade fabric
- Steel feet in multiple finishes
- Shipped ready to assemble

Options available:

- Grade 3 fabric and above, please call for pricing
- For Customer's Own Material (COM), add the total cost of fabric to Grade 1 Price Group

Part Number	Description	D" x W" x H"	Price	Base	Grade1	Grade2
TNPS147	TURNER, Privacy Screen, Upholstered	1 x 56 x 47	\$774	+\$67	+\$133	+\$200

# Chairs

RT London provides a variety of seating choices for dining, studying or gathering.

## Statement of Line

---





GSA Approved | 71-205  
COM yardage: 0.25

- Standard includes:**
- Shell: maple veneer plywood
  - Frame: steel wire, black
  - Handhold cutout in back
  - Stacker will stack 15-high on dolly
  - Seat height: Chair 19", Counter 24", Bar 30"
  - Shipped assembled

Part Number	Description	D" x W" x H"	Price	Base	Grade1	Grade2
IRCHHB-M	IRIS, Chair, Stacking, Highback	20 x 19 x 31	\$513			
IRCHHBUS-M	IRIS, Chair, Stacking, Highback, Upholstered Seat	20 x 19 x 31	\$676	+\$13	+\$27	+\$41



Open Market

Part Number	Description	D" x W" x H"	Price	Base	Grade1	Grade2
IRCHLB-M	IRIS, Chair, Stacking, Lowback	20 x 19 x 26	\$501			
IRCHLBUS-M	IRIS, Chair, Stacking, Lowback, Upholstered Seat	20 x 19 x 26	\$664	+\$13	+\$27	+\$41



Open Market

Part Number	Description	D" x W" x H"	Price	Base	Grade1	Grade2
IRCBSHB-M	IRIS, Chair, Counter Height, Highback	20 x 19 x 37	\$609			
IRCBSHBUS-M	IRIS, Chair, Counter Height, Highback, Upholstered Seat	20 x 19 x 37	\$769	+\$13	+\$27	+\$41





GSA Approved | 71-205

Part Number	Description	D" x W" x H"	Price	Base	Grade1	Grade2
IRCBSLB-M	IRIS, Chair, Counter Height, Lowback	20 x 19 x 32	\$618			
IRCBSLBUS-M	IRIS, Chair, Counter Height, Lowback, Upholstered Seat	20 x 19 x 32	\$786	+\$13	+\$27	+\$41



Open Market

Part Number	Description	D" x W" x H"	Price	Base	Grade1	Grade2
IRBSHB-M	IRIS, Chair, Bar Height, Highback	20 x 19 x 47	\$684			
IRBSHBUS-M	IRIS, Chair, Bar Height, Highback, Upholstered Seat	20 x 19 x 47	\$838	+\$13	+\$27	+\$41



GSA Approved | 71-205

Part Number	Description	D" x W" x H"	Price	Base	Grade1	Grade2
IRBSLB-M	IRIS, Chair, Bar Height, Lowback	20 x 19 x 42	\$673			
IRBSLBUS-M	IRIS, Chair, Bar Height, Lowback, Upholstered Seat	20 x 19 x 42	\$826	+\$13	+\$27	+\$41



GSA Approved | 71-205

- Standard includes:**
- Transport and storage dolly: black paint, only
  - Stores 15 Iris stack chairs

Part Number	Description	D" x W" x H"	Price
IRCHDY	IRIS, Dolly, For Stacking Chairs, Stacks 15 High	26 x 26 x 8	\$1,067



GSA Approved | 71-205  
COM yardage: 1

Standard includes:

- Frame: one-piece veneer plywood with plywood rails
- Species: **K** Oak or **M** Maple
- Upholstered seat and back: base grade fabric
- Metal-to-metal connectors attach back to frame, exposed
- Sled or 2-position base
- Seat height: 18"
- Shipped assembled

Options available:

- Price Grade 4 fabric and above, please call for pricing
- For Customer's Own Material (COM), add the total cost of fabric to Grade 1 Price Group

Part Number	Description	D" x W" x H"	Price	Base	Grade1	Grade2
TGSLUA+Y	TANGO, Chair, Sled, Seat/Back Upholstered	20 x 19 x 33	\$603	+\$14	+\$27	+\$41




GSA Approved | 71-205  
COM yardage: 1

Part Number	Description	D" x W" x H"	Price	Base	Grade1	Grade2
TG2PUA+Y	TANGO, Chair, 2 Pos, Seat/Back Upholstered	22 x 19 x 33	\$633	+\$14	+\$27	+\$41

# Tables

Tables for working or dining, meeting or lounging. For whatever's going on, there's a table here that's just right.

## Statement of Line





- Standard includes:**
- Post legs and frame: solid wood
  - Top: laminate with matching PVC edge band
  - Species: **K** Oak or **M** Maple
  - Shipped assembled

Part Number	Description	D" x W" x H"	Price
FOTB1X3636-K	FOUR POSTED, Table, 36" Square	36 x 36 x 30	\$1,294
FOTB1X3636-M	FOUR POSTED, Table, 36" Square	36 x 36 x 30	\$1,294
FOTB1X3648-K	FOUR POSTED, Table, 36" x 48" Rectangle	36 x 48 x 30	\$1,613
FOTB1X3648-M	FOUR POSTED, Table, 36" x 48" Rectangle	36 x 48 x 30	\$1,613
FOTB1X3660-K	FOUR POSTED, Table, 36" x 60" Rectangle	36 x 60 x 30	\$1,744
FOTB1X3660-M	FOUR POSTED, Table, 36" x 60" Rectangle	36 x 60 x 30	\$1,744
FOTB1X4242-K	FOUR POSTED, Table, 42" Square	42 x 42 x 30	\$1,478
FOTB1X4242-M	FOUR POSTED, Table, 42" Square	42 x 42 x 30	\$1,478



Open Market

**Standard includes:**

- Laminate top with 3mm matching PVC edgeband
- Steel base and column. Finishes: Black Wrinkle, Black, Silver or Soft White LU standard.
- Adjustable leveling glides on base
- Shipped ready to assemble

Part Number	Description	D" x W" x H"	Price
FNTBEL20RD-L	FOUNTAIN, End Table, 20" Round, 18" Height	20 x 20 x 18	\$444
FNTBEL24RD-L	FOUNTAIN, End Table, 24" Round, 18" Height	24 x 24 x 18	\$459
FNTBEL30RD-L	FOUNTAIN, End Table, 30" Round, 18" Height	30 x 30 x 18	\$577
FNTBEX20RD-L	FOUNTAIN, End Table, 20" Round, 22" Height	20 x 20 x 22	\$444
FNTBEX24RD-L	FOUNTAIN, End Table, 24" Round, 22" Height	24 x 24 x 22	\$459



Open Market

Part Number	Description	D" x W" x H"	Price
FNTBEL2020-L	FOUNTAIN, End Table, 20" Square, 18" Height	20 x 20 x 18	\$454
FNTBEL2424-L	FOUNTAIN, End Table, 24" Square, 18" Height	24 x 24 x 18	\$464
FNTBEL3030-L	FOUNTAIN, End Table, 30" Square, 18" Height	30 x 30 x 18	\$583
FNTBEX2020-L	FOUNTAIN, End Table, 20" Square, 22" Height	20 x 20 x 22	\$454
FNTBEX2424-L	FOUNTAIN, End Table, 24" Square, 22" Height	24 x 24 x 22	\$464



GSA Approved | 71-204  
Equal Length Feet X-Base Column

- Standard includes:**
- Laminate top with 3mm matching PVC edgeband
  - Steel base and column. Finishes: Black Wrinkle, Black, Silver or Soft White LU standard.
  - Adjustable leveling glides on base
  - Shipped ready to assemble

- Options available:**
- Pub Height Table

Part Number	Description	D" x W" x H"	Price
FT30S	FULTON, Table, 30" Square	30 x 30 x 30	\$513
FT36S	FULTON, Table, 36" Square	36 x 36 x 30	\$683
FT42S	FULTON, Table, 42" Square	42 x 42 x 30	\$754



GSA Approved | 71-204  
Equal Length Feet X-Base Column

Part Number	Description	D" x W" x H"	Price
FT30R	FULTON, Table, 30" Round	30 x 30 x 30	\$512
FT36R	FULTON, Table, 36" Round	36 x 36 x 30	\$616
FT42R	FULTON, Table, 42" Round	42 x 42 x 30	\$721
FT48R	FULTON, Table, 48" Round	48 x 48 x 30	\$814



GSA Approved | 71-204  
T - Base Legs (2) Total

Part Number	Description	D" x W" x H"	Price
FT2430RT	FULTON, Table, 24" x 30" Rectangle with T-Base	24 x 30 x 30	\$528
FT2436RT	FULTON, Table, 24" x 36" Rectangle with T-Base	24 x 36 x 30	\$534
FT2442RT	FULTON, Table, 24" x 42" Rectangle with T-Base	24 x 42 x 30	\$558
FT2448RT	FULTON, Table, 24" x 48" Rectangle with T-Base	24 x 48 x 30	\$568
FT2460RT	FULTON, Table, 24" x 60" Rectangle with T-Base	24 x 60 x 30	\$773
FT3036RT	FULTON, Table, 30" x 36" Rectangle with T-Base	30 x 36 x 30	\$692
FT3042RT	FULTON, Table, 30" x 42" Rectangle with T-Base	30 x 42 x 30	\$702
FT3048RT	FULTON, Table, 30" x 48" Rectangle with T-Base	30 x 48 x 30	\$716
FT3060RT	FULTON, Table, 30" x 60" Rectangle with T-Base	30 x 60 x 30	\$943
FT3072RT	FULTON, Table, 30" x 72" Rectangle with T-Base	30 x 72 x 30	\$1,034
FT3084RT	FULTON, Table, 30" x 84" Rectangle with T-Base	30 x 84 x 30	\$1,062
FT3096RT	FULTON, Table, 30" x 96" Rectangle with (3) T-Bases	30 x 96 x 30	\$1,314
FT3642RT	FULTON, Table, 36" x 42" Rectangle with T-Base	36 x 42 x 30	\$670
FT3648RT	FULTON, Table, 36" x 48" Rectangle with T-Base	36 x 48 x 30	\$679
FT3660RT	FULTON, Table, 36" x 60" Rectangle with T-Base	36 x 60 x 30	\$811
FT3672RT	FULTON, Table, 36" x 72" Rectangle with T-Base	36 x 72 x 30	\$1,049
FT3684RT	FULTON, Table, 36" x 84" Rectangle with T-Base	36 x 84 x 30	\$1,073
FT3696RT	FULTON, Table, 36" x 96" Rectangle with (3) T-Bases	36 x 96 x 30	\$1,332



Open Market  
T-Base Shown with Optional Locking Casters

- Standard includes:**
- Laminate top with 3mm matching PVC edgeband
  - T-Base or C-Base Flip-Top Base. Finishes: Black Wrinkle, Black, Silver or Soft White LU standard. Silver base will have silver flip mechanism. All others will have black flip mechanism
  - Flip-Top hand release mechanism
  - Adjustable leveling glides on base
  - Shipped ready to assemble
- Options available**
- (4) Black locking casters
  - Pub Height Table


Part Number	Description	D" x W" x H"	Price
FT2436FT	FULTON, Table, 24" x 36" Rectangle, Flip-Top T-Base with Handle Release	24 x 36 x 30	\$931
FT2442FT	FULTON, Table, 24" x 42" Rectangle, Flip-Top T-Base with Handle Release	24 x 42 x 30	\$974
FT2448FT	FULTON, Table, 24" x 48" Rectangle, Flip-Top T-Base with Handle Release	24 x 48 x 30	\$1,088
FT2460FT	FULTON, Table, 24" x 60" Rectangle, Flip-Top T-Base with Handle Release	24 x 60 x 30	\$1,103
FT3042FT	FULTON, Table, 30" x 42" Rectangle, Flip-Top T-Base with Handle Release	30 x 42 x 30	\$1,014
FT3048FT	FULTON, Table, 30" x 48" Rectangle, Flip-Top T-Base with Handle Release	30 x 48 x 30	\$1,070
FT3060FT	FULTON, Table, 30" x 60" Rectangle, Flip-Top T-Base with Handle Release	30 x 60 x 30	\$1,230
FT3642FT	FULTON, Table, 36" x 42" Rectangle, Flip-Top T-Base with Handle Release	36 x 42 x 30	\$1,036
FT3648FT	FULTON, Table, 36" x 48" Rectangle, Flip-Top T-Base with Handle Release	36 x 48 x 30	\$1,082
FT3660FT	FULTON, Table, 36" x 60" Rectangle, Flip-Top T-Base with Handle Release	36 x 60 x 30	\$1,244



Open Market  
C-Base Shown with Optional Locking Casters

Part Number	Description	D" x W" x H"	Price
FT2436FC	FULTON, Table, 24" x 36" Rectangle, Flip-Top C-Base with Handle Release	24 x 36 x 30	\$931
FT2442FC	FULTON, Table, 24" x 42" Rectangle, Flip-Top C-Base with Handle Release	24 x 42 x 30	\$976
FT2448FC	FULTON, Table, 24" x 48" Rectangle, Flip-Top C-Base with Handle Release	24 x 48 x 30	\$970
FT2460FC	FULTON, Table, 24" x 60" Rectangle, Flip-Top C-Base with Handle Release	24 x 60 x 30	\$1,103
FT3042FC	FULTON, Table, 30" x 42" Rectangle, Flip-Top C-Base with Handle Release	30 x 42 x 30	\$1,014
FT3048FC	FULTON, Table, 30" x 48" Rectangle, Flip-Top C-Base with Handle Release	30 x 48 x 30	\$1,070
FT3060FC	FULTON, Table, 30" x 60" Rectangle, Flip-Top C-Base with Handle Release	30 x 60 x 30	\$1,230






**Standard includes:**

- Hardwood veneer plywood with matching PVC edge band
- Steel legs: silver powder coat
- Shipped ready to assemble


Part Number	Description	D" x W" x H"	Price
HUTBEX2024-K	HUGO, End Table	20 x 24 x 24	\$772
HUTBEX2024-M	HUGO, End Table	20 x 24 x 24	\$772

GSA Approved | 71-204



Part Number	Description	D" x W" x H"	Price
HUTBCX2042-K	HUGO, Coffee Table, Rectangle	20 x 42 x 16	\$886
HUTBCX2042-M	HUGO, Coffee Table, Rectangle	20 x 42 x 16	\$886

GSA Approved | 71-204



Part Number	Description	D" x W" x H"	Price
HUTBCX4242-K	HUGO, Coffee Table, Square	42 x 42 x 16	\$1,000
HUTBCX4242-M	HUGO, Coffee Table, Square	42 x 42 x 16	\$1,000

GSA Approved | 71-204



Open Market

- Standard includes:**
- Top: laminate with matching PVC edge band
  - Standard Finishes
  - Four steel post legs: silver powder coat
  - Shipped ready to assemble

Part Number	Description	D" x W" x H"	Price
EXTBCX1836-L	JANE, Coffee Table, 18" x 36" Rectangle, 17" Height	18 x 36 x 17	\$418
EXTBCX2442-L	JANE, Coffee Table, 24" x 42" Rectangle, 17" Height	24 x 42 x 17	\$425
EXTBCX4242-L	JANE, Coffee Table, 42" Square, 17" Height	42 x 42 x 17	\$639



Open Market

- Standard includes:**
- Top: laminate with matching PVC edge band
  - Standard Finishes
  - Four steel post legs: silver powder coat
  - Shipped ready to assemble


Part Number	Description	D" x W" x H"	Price
EXTBEL2222-L	JANE, End Table, 22" Square, 17" Height	22 x 22 x 17	\$363
EXTBEX2222-L	JANE, End Table, 22" Square, 22" Height	22 x 22 x 22	\$388



Open Market

- Standard includes:**
- Top: laminate with matching PVC edge band
  - Standard Finishes
  - Four steel post legs: silver powder coat
  - Shipped ready to assemble

Part Number	Description	D" x W" x H"	Price
EXTBD3636-L	JANE, Dining Table, 36" Square	36 x 36 x 30	\$591
EXTBD3642-L	JANE, Dining Table, 36" x 42" Rectangle	36 x 42 x 30	\$721
EXTBD3648-L	JANE, Dining Table, 36" x 48" Rectangle	36 x 48 x 30	\$726
EXTBD4242-L	JANE, Dining Table, 42" Square	42 x 42 x 30	\$719



**Standard includes:**


- Sides and bottom: hardwood veneer with PVC edge band
- Top: laminate with matching PVC edge band
- Species: **K** Oak or **M** Maple
- Silver metal legs
- Shipped assembled

**Options available:**

- Wood legs: **+\$180 List**

Part Number	Description	D" x W" x H"	Price
LUTBC4224-K	LUCY, Coffee Table	24 x 42 x 17	\$784
LUTBC4224-M	LUCY, Coffee Table	24 x 42 x 17	\$784

GSA Approved | 71-204



**Options available:**

- Wood legs: **+\$180 List**

Part Number	Description	D" x W" x H"	Price
LUTBE1822-K	LUCY, End Table	18 x 22 x 17	\$664
LUTBE1822-M	LUCY, End Table	18 x 22 x 17	\$664

GSA Approved | 71-204



GSA Approved | 71-204  
Equal Length Feet X-Base Column

**Standard includes:**

- Laminate top with 3mm matching PVC edgeband
- Cast aluminum base, steel column. Finishes: Black Wrinkle, Black, Silver or Soft White LU standard.
- Adjustable leveling glides on base
- Shipped ready to assemble

**Options available:**

- Pub Height Table

Part Number	Description	D" x W" x H"	Price
LY30S	LYON, Table, 30" Square	30 x 30 x 30	\$502
LY36S	LYON, Table, 36" Square	36 x 36 x 30	\$604
LY42S	LYON, Table, 42" Square	42 x 42 x 30	\$685



GSA Approved | 71-204  
Equal Length Feet X-Base Column

Part Number	Description	D" x W" x H"	Price
LY30R	LYON, Table, 30" Round	30 x 30 x 30	\$479
LY36R	LYON, Table, 36" Round	36 x 36 x 30	\$521
LY42R	LYON, Table, 42" Round	42 x 42 x 30	\$610
LY48R	LYON, Table, 48" Round	48 x 48 x 30	\$659



GSA Approved | 71-204  
1 Longer Foot & 1 Shorter Foot X-Base Column

Part Number	Description	D" x W" x H"	Price
LY2430RT	LYON, Table, 24" x 30" Rectangle with X-Base	24 x 30 x 30	\$416
LY2436RT	LYON, Table, 24" x 36" Rectangle with X-Base	24 x 36 x 30	\$458
LY2442RT	LYON, Table, 24" x 42" Rectangle with X-Base	24 x 42 x 30	\$533
LY3036RT	LYON, Table, 30" x 36" Rectangle with X-Base	30 x 36 x 30	\$549
LY3042RT	LYON, Table, 30" x 42" Rectangle with X-Base	30 x 42 x 30	\$643
LY3642RT	LYON, Table, 36" x 42" Rectangle with X-Base	36 x 42 x 30	\$657



GSA Approved | 71-204  
T - Base Legs (2) Total

Part Number	Description	D" x W" x H"	Price
LY2448RT	LYON, Table, 24" x 48" Rectangle with T-Base	24 x 48 x 30	\$559
LY2460RT	LYON, Table, 24" x 60" Rectangle with T-Base	24 x 60 x 30	\$673
LY3048RT	LYON, Table, 30" x 48" Rectangle with T-Base	30 x 48 x 30	\$704
LY3060RT	LYON, Table, 30" x 60" Rectangle with T-Base	30 x 60 x 30	\$799
LY3072RT	LYON, Table, 30" x 72" Rectangle with T-Base	30 x 72 x 30	\$1,042
LY3084RT	LYON, Table, 30" x 84" Rectangle with T-Base	30 x 84 x 30	\$1,100
LY3096RT	LYON, Table, 30" x 96" Rectangle with (3) T-Bases	30 x 96 x 30	\$1,354
LY3648RT	LYON, Table, 36" x 48" Rectangle with T-Base	36 x 48 x 30	\$694
LY3660RT	LYON, Table, 36" x 60" Rectangle with T-Base	36 x 60 x 30	\$902
LY3672RT	LYON, Table, 36" x 72" Rectangle with T-Base	36 x 72 x 30	\$1,055
LY3684RT	LYON, Table, 36" x 84" Rectangle with T-Base	36 x 84 x 30	\$1,110
LY3696RT	LYON, Table, 36" x 96" Rectangle with (3) T-Bases	36 x 96 x 30	\$1,363



Open Market  
T-Base Shown with Optional Locking Casters

**Standard includes:**

- Laminate top with 3mm matching PVC edgeband
- T-Base or C-Base Flip-Top Base. Finishes: Black Wrinkle, Black, Silver or Soft White LU standard. Silver base will have silver flip mechanism. All others will have black flip mechanism
- Flip-Top hand release mechanism
- Adjustable leveling glides on base
- Shipped ready to assemble

**Options available**

- (4) Black locking casters
- Pub Height Table

Part Number	Description	D" x W" x H"	Price
LY2436FT	LYON, Table, 24" x 36" Rectangle, Flip-Top T-Base with Handle Release	24 x 36 x 30	\$890
LY2442FT	LYON, Table, 24" x 42" Rectangle, Flip-Top T-Base with Handle Release	24 x 42 x 30	\$934
LY2448FT	LYON, Table, 24" x 48" Rectangle, Flip-Top T-Base with Handle Release	24 x 48 x 30	\$995
LY2460FT	LYON, Table, 24" x 60" Rectangle, Flip-Top T-Base with Handle Release	24 x 60 x 30	\$1,054
LY3042FT	LYON, Table, 30" x 42" Rectangle, Flip-Top T-Base with Handle Release	30 x 42 x 30	\$969
LY3048FT	LYON, Table, 30" x 48" Rectangle, Flip-Top T-Base with Handle Release	30 x 48 x 30	\$1,023
LY3060FT	LYON, Table, 30" x 60" Rectangle, Flip-Top T-Base with Handle Release	30 x 60 x 30	\$1,177
LY3642FT	LYON, Table, 36" x 42" Rectangle, Flip-Top T-Base with Handle Release	36 x 42 x 30	\$989
LY3648FT	LYON, Table, 36" x 48" Rectangle, Flip-Top T-Base with Handle Release	36 x 48 x 30	\$1,035
LY3660FT	LYON, Table, 36" x 60" Rectangle, Flip-Top T-Base with Handle Release	36 x 60 x 30	\$1,189



Open Market  
C-Base Shown with Optional Locking Casters

Part Number	Description	D" x W" x H"	Price
LY2436FC	LYON, Table, 24" x 36" Rectangle, Flip-Top C-Base with Handle Release	24 x 36 x 30	\$890
LY2442FC	LYON, Table, 24" x 42" Rectangle, Flip-Top C-Base with Handle Release	24 x 42 x 30	\$934
LY2448FC	LYON, Table, 24" x 48" Rectangle, Flip-Top C-Base with Handle Release	24 x 48 x 30	\$995
LY2460FC	LYON, Table, 24" x 60" Rectangle, Flip-Top C-Base with Handle Release	24 x 60 x 30	\$1,054
LY3042FC	LYON, Table, 30" x 42" Rectangle, Flip-Top C-Base with Handle Release	30 x 42 x 30	\$969
LY3048FC	LYON, Table, 30" x 48" Rectangle, Flip-Top C-Base with Handle Release	30 x 48 x 30	\$1,023
LY3060FC	LYON, Table, 30" x 60" Rectangle, Flip-Top C-Base with Handle Release	30 x 60 x 30	\$1,177



GSA Approved | 71-204  
Square Pedestal Base

- Standard includes:**
- Laminate top with 3mm matching PVC edgeband
  - Steel pedestal base and column. Finishes: Black Wrinkle, Black, Silver or Soft White LU standard.
  - Round pedestal base for round tops. Square pedestal base for square tops. Rectangle pedestal base for rectangular tops.
  - Adjustable leveling glides on base
  - Shipped ready to assemble
- Options available:**
- Pub Height Table

Part Number	Description	D" x W" x H"	Price
MS30S	MORRIS, Table, 30" Square	30 x 30 x 30	\$920
MS36S	MORRIS, Table, 36" Square	36 x 36 x 30	\$984
MS42S	MORRIS, Table, 42" Square	42 x 42 x 30	\$1,158
MS48S	MORRIS, Table, 48" Square	48 x 48 x 30	\$1,295



GSA Approved | 71-204  
Round Pedestal Base

Part Number	Description	D" x W" x H"	Price
MS30R	MORRIS, Table, 30" Round	30 x 30 x 30	\$835
MS36R	MORRIS, Table, 36" Round	36 x 36 x 30	\$900
MS42R	MORRIS, Table, 42" Round	42 x 42 x 30	\$1,034
MS48R	MORRIS, Table, 48" Round	48 x 48 x 30	\$1,201



GSA Approved | 71-204  
Rectangular Pedestal Base

Part Number	Description	D" x W" x H"	Price
MS2430RT	MORRIS, Table, 24" x 30" Rectangle	24 x 30 x 30	\$862
MS2436RT	MORRIS, Table, 24" x 36" Rectangle	24 x 36 x 30	\$894
MS2442RT	MORRIS, Table, 24" x 42" Rectangle	24 x 42 x 30	\$1,165
MS2448RT	MORRIS, Table, 24" x 48" Rectangle	24 x 48 x 30	\$1,185
MS2460RT	MORRIS, Table, 24" x 60" Rectangle	24 x 60 x 30	\$1,419
MS3036RT	MORRIS, Table, 30" x 36" Rectangle	30 x 36 x 30	\$977
MS3042RT	MORRIS, Table, 30" x 42" Rectangle	30 x 42 x 30	\$1,255
MS3048RT	MORRIS, Table, 30" x 48" Rectangle	30 x 48 x 30	\$1,276
MS3060RT	MORRIS, Table, 30" x 60" Rectangle	30 x 60 x 30	\$1,439
MS3072RT	MORRIS, Table, 30" x 72" Rectangle	30 x 72 x 30	\$2,144
MS3084RT	MORRIS, Table, 30" x 84" Rectangle	30 x 84 x 30	\$2,173
MS3096RT	MORRIS, Table, 30" x 96" Rectangle, (3) Square Bases	30 x 96 x 30	\$2,934
MS3642RT	MORRIS, Table, 36" x 42" Rectangle	36 x 42 x 30	\$1,156
MS3648RT	MORRIS, Table, 36" x 48" Rectangle	36 x 48 x 30	\$1,292
MS3660RT	MORRIS, Table, 36" x 60" Rectangle	36 x 60 x 30	\$1,633
MS3672RT	MORRIS, Table, 36" x 72" Rectangle	36 x 72 x 30	\$2,213
MS3684RT	MORRIS, Table, 36" x 84" Rectangle	36 x 84 x 30	\$2,242
MS3696RT	MORRIS, Table, 36" x 96" Rectangle, (3) Square Bases	36 x 96 x 30	\$3,035



GSA Approved | 71-204

**Standard includes:**

- Post legs and frame: solid wood
- Top: laminate with matching PVC edge band
- Species: **K** Oak or **M** Maple
- Shipped assembled

Part Number	Description	D" x W" x H"	Price
ROTBXC2448-K	ROSS, Coffee Table	24 x 48 x 18	\$806
ROTBXC2448-M	ROSS, Coffee Table	24 x 48 x 18	\$806
ROTBEX2436-K	ROSS, Coffee Table	24 x 36 x 18	\$747
ROTBEX2436-M	ROSS, Coffee Table	24 x 36 x 18	\$747



GSA Approved | 71-204

Part Number	Description	D" x W" x H"	Price
ROTBEX2424-K	ROSS, End Table	24 x 24 x 18	\$684
ROTBEX2424-M	ROSS, End Table	24 x 24 x 18	\$684





GSA Approved | 71-204

- Standard includes:**
- Base: Veneer Plywood
  - Laminate top with (D) Vinyl T-Mold Edge or (F) Exposed Multi-Ply Edge
  - Species: **Y** Veneer Plywood
  - Shipped assembled

**Options available on Trestle Base tables:**

- Grommet **+\$25 List**
- Power available. Please call for pricing.

Part Number	Description	D" x W" x H"	Price
SHTBXD3636-Y	SHERWOOD, Table, 36" Square, X-Base, Vinyl T-Mold Edge	36 x 36 x 29	\$1,696
SHTBXD36RD-Y	SHERWOOD, Table, 36" Round, X-Base, Vinyl T-Mold Edge	36 x 36 x 29	\$1,682
SHTBXD4242-Y	SHERWOOD, Table, 42" Square, X-Base, Vinyl T-Mold Edge	42 x 42 x 29	\$1,740
SHTBXD42RD-Y	SHERWOOD, Table, 42" Round, X-Base, Vinyl T-Mold Edge	42 x 42 x 29	\$1,689
SHTBXD48RD-Y	SHERWOOD, Table, 48" Round, X-Base, Vinyl T-Mold Edge	48 x 48 x 29	\$1,733
SHTBXF3636-Y	SHERWOOD, Table, 36" Square, X-Base, Exposed Multi-Ply Edge	36 x 36 x 29	\$1,887
SHTBXF36RD-Y	SHERWOOD, Table, 36" Round, X-Base, Exposed Multi-Ply Edge	36 x 36 x 29	\$1,846
SHTBXF4242-Y	SHERWOOD, Table, 42" Square, X-Base, Exposed Multi-Ply Edge	42 x 42 x 29	\$1,951
SHTBXF42RD-Y	SHERWOOD, Table, 42" Round, X-Base, Exposed Multi-Ply Edge	42 x 42 x 29	\$1,928
SHTBXF48RD-Y	SHERWOOD, Table, 48" Round, X-Base, Exposed Multi-Ply Edge	48 x 48 x 29	\$2,009



GSA Approved | 71-204

Part Number	Description	D" x W" x H"	Price	Grommet
SHTBTD4260-Y	SHERWOOD, Table, 42" x 60" Trestle Base, Vinyl T-Mold Edge	42 x 60 x 29	\$1,930	+\$25
SHTBTD4272-Y	SHERWOOD, Table, 42" x 72" Trestle Base, Vinyl T-Mold Edge	42 x 72 x 29	\$2,046	+\$25
SHTBTD4296-Y	SHERWOOD, Table, 42" x 96" Trestle Base, Vinyl T-Mold Edge	42 x 96 x 29	\$2,697	+\$25
SHTBTF4260-Y	SHERWOOD, Table, 42" x 60" Trestle Base, Exposed Multi-Ply Edge	42 x 60 x 29	\$2,218	
SHTBTF4272-Y	SHERWOOD, Table, 42" x 72" Trestle Base, Exposed Multi-Ply Edge	42 x 72 x 29	\$2,369	
SHTBTF4296-Y	SHERWOOD, Table, 42" x 96" Trestle Base, Exposed Multi-Ply Edge	42 x 96 x 29	\$2,916	



GSA Approved | 71-206

**Standard includes:**

- Top: laminate with matching PVC edge band
- Standard Finishes
- Metal legs with choice of finishes
- Shipped ready to assemble

Part Number	Description	D" x W" x H"	Price
TNTBC3055-L	TURNER, Roval, Coffee Table	30 x 55 x 17	\$1,240
TNTBC3140-L	TURNER, Guitar Pick, Coffee Table	31 x 40 x 17	\$993
TNTBC36R-L	TURNER, 36" Round, Coffee Table	36 x 36 x 17	\$1,050
TNTBE2534-L	TURNER, Guitar Pick, End Table	25 x 34 x 17	\$1,000



GSA Approved | 71-206

**Standard includes:**

- Top: laminate with matching PVC edge band
- Standard Finishes
- Metal legs with choice of finishes
- Shipped ready to assemble

Part Number	Description	D" x W" x H"	Price
TNTBP2014-L	TURNER, Personal Table	20 x 14 x 25	\$736



GSA Approved | 71-206

**Standard includes:**

- Top: laminate with matching PVC edge band
- Standard Finishes
- Metal legs with choice of finishes
- Shipped assembled

**Options available:**

- Integrated power in table: **+\$225 List**. Includes 1 power outlet, 2 USB charging ports with a 6' cord.

Part Number	Description	D" x W" x H"	Price
TNTBLH1654+X	TURNER, Ledge Table, 36" Height, Metal Legs	16 x 54 x 36	\$737
TNTBLH1654+Y	TURNER, Ledge Table, 36" Height, Wood Legs	16 x 54 x 36	\$1,262
TNTBLL1654+X	TURNER, Ledge Table, 29" Height, Metal Legs	16 x 54 x 29	\$655
TNTBLL1654+Y	TURNER, Ledge Table, 29" Height, Wood Legs	16 x 54 x 29	\$1,229



GSA Approved | 71-206

**Standard includes:**

- Top: laminate with matching PVC edge band
- Standard Finishes
- Metal legs with choice of finishes
- Shipped ready to assemble

Part Number	Description	D" x W" x H"	Price
TNTBD3055-L	TURNER, Roval, 30" x 55" Rectangle, 29" Dining Height Table	30 x 55 x 30	\$1,479
TNTBD40S-L	TURNER, 40" Square, 29" Dining Height Table	40 x 40 x 30	\$1,266



GSA Approved | 71-204  
(4) - 3" Legs

- Standard includes:**
- Laminate top with 3mm matching PVC edgeband
  - (4) – 3" Diameter steel legs with a black plastic ring insert at the bottom.
  - Finishes: Black Wrinkle, Black, Silver or Soft White LU standard.
  - Adjustable leveling glides on legs
  - Shipped ready to assemble

- Options available:**
- Pub Height Table

Part Number	Description	D" x W" x H"	Price
UN30S	UNION, Table, 30" x 30" Square	30 x 30 x 30	\$589
UN36S	UNION, Table, 36" x 36" Square	36 x 36 x 30	\$662
UN42S	UNION, Table, 42" x 42" Square	42 x 42 x 30	\$708
UN48S	UNION, Table, 48" x 48" Square	48 x 48 x 30	\$822



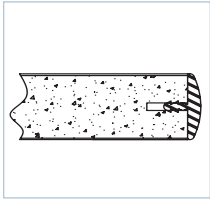
GSA Approved | 71-204  
(4) - 3" Legs

Part Number	Description	D" x W" x H"	Price
UN2430RT	UNION, Table, 24" x 30" Rectangle	24 x 30 x 30	\$581
UN2436RT	UNION, Table, 24" x 36" Rectangle	24 x 36 x 30	\$610
UN2442RT	UNION, Table, 24" x 42" Rectangle	24 x 42 x 30	\$713
UN2448RT	UNION, Table, 24" x 48" Rectangle	24 x 48 x 30	\$753
UN2460RT	UNION, Table, 24" x 60" Rectangle	24 x 60 x 30	\$863
UN3036RT	UNION, Table, 30" x 36" Rectangle	30 x 36 x 30	\$705
UN3042RT	UNION, Table, 30" x 42" Rectangle	30 x 42 x 30	\$774
UN3048RT	UNION, Table, 30" x 48" Rectangle	30 x 48 x 30	\$874
UN3060RT	UNION, Table, 30" x 60" Rectangle	30 x 60 x 30	\$1,047
UN3642RT	UNION, Table, 36" x 42" Rectangle	36 x 42 x 30	\$799
UN3648RT	UNION, Table, 36" x 48" Rectangle	36 x 48 x 30	\$878
UN3660RT	UNION, Table, 36" x 60" Rectangle	36 x 60 x 30	\$991

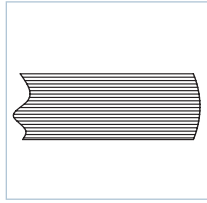
## Multi-use Table Features

### Sherwood

#### Table Edge Options



**D** T-Mold, vinyl



**F** Exposed multi-ply edge,  
plywood

#### Default Vinyl T-Mold Finish Matrix

Oak		Maple	
Laminate	T-Mold	Laminate	T-Mold
Light	Jet Black	Natural Maple	Warm White
	Jet Black	Cocoa	Brown
		Cinnamon Noche	Jet Black
		Chestnut	Brown
		Driftwood	Brown
		Maduro	Brown

## Occasional Table Features

	Construction	Material	Styles	Other
<b>Bluto</b>	Glue and dowel	Hardwood veneer plywood frame with laminate top and plywood edges.	Coffee and end tables	Rectangle, square, and round shapes
<b>Cascade</b>	Glue and dowel	Solid wood frame with laminate top and matching solid wood edges.	Coffee and end tables	Rectangle, square, and round shapes
<b>Cadence</b>	Glue and dowel	Solid wood frame with laminate top with solid wood Ogee edge nosing.	Coffee and end tables	Rectangle, square, and round shapes
<b>Hugo</b>	Glue and dowel with hidden metal-to-metal connections	Metal legs with hardwood veneer plywood case and matching PVC edge band.	Coffee and end tables	Storage credenza
<b>Jane</b>	Metal legs attached to the top with screws.	Metal legs with laminate top and matching PVC edge band.	Coffee and end tables	Rectangle and square shapes
<b>Lucy</b>	Glue and dowel	Hardwood veneer plywood frame with laminate top and matching PVC edge band.	Coffee and end tables	Wood or metal legs
<b>Ross</b>	Metal corner stretcher and screws	Solid wood frame with laminate top and matching PVC edge band.	Coffee and end tables	Rectangle and square shapes
<b>Turner</b>	Metal legs attached to pedestal base with screws.	Metal legs with laminate top and matching PVC edge band.	Coffee, end, dining, and personal tables	Rectangle, round, roval, and guitar pick

# surface materials

Choices and more choices. We offer an expansive selection of surface materials with choices that fit just about any style.

## Wood Finishes

---

Custom finishes are also available.

### Maple Finishes (M)

- 01** Natural on Maple
- 30** Cinnamon Noche on Maple
- 50** Chestnut on Maple
- 60** Cocoa on Maple
- 87** Maduro on Maple
- 89** Driftwood on Maple

### Oak Finishes (K)

- 02** Oak

### Veneer on Plywood Finishes (Y)

- K02** Oak
- M01** Natural on Maple
- M30** Cinnamon Noche on Maple
- M50** Chestnut on Maple
- M60** Cocoa on Maple
- M87** Maduro on Maple
- M89** Driftwood on Maple

## Laminate Finishes

---

- |                                |                     |
|--------------------------------|---------------------|
| <b>A4</b> Natural Maple        | <b>D5</b> Maduro    |
| <b>A5</b> Oak                  | <b>D6</b> Slate     |
| <b>A6</b> Cinnamon Noche Maple | <b>D7</b> Linen     |
| <b>A7</b> Medium Oak           | <b>D8</b> Driftwood |
| <b>A8</b> Cocoa Maple          |                     |
| <b>B8</b> Chestnut Maple       |                     |

## Seating Finishes

---

Available on Iris, Series 95, Student Chair & Tango

- Oak
- Chestnut Maple
- Natural Maple
- Cocoa Maple
- Cinnamon Noche Maple
- Maduro
- Driftwood

## Fabric & Custom Finish Options

---

If our standard surface materials don't offer what you are looking for, we've made it easy to customize a solution.

### **CSM Fabrics**

Customer Specified Material. Still looking for the perfect fabric? We've made graded in easy. Simply let your sales representative or Customer Service know what fabric you would like on your furniture and we will grade it in. Pricing will vary depending on the fabric cost. Once fabric is approved, we handle procuring the necessary yardage for your furniture. CSM fabrics are applied across the roll, unless otherwise specified.

### **COM Fabrics**

Customer's Own Material. Contact Customer Service to arrange your own fabric on our lounge and seating products. We can provide you with the yardage that is required and you have fabric shipped directly to one of our manufacturing plants. We ask that a sample be sent to us so we can make sure it will work on our lounge or seating products. Once the fabric has been approved, we will notify you that we can proceed with accepting your fabric and producing your order. For COM pricing, use the Price Grade 1 upgrade. COM fabrics are applied across the roll, unless otherwise specified.

### **CAL 133**

California Technical Bulletin 133. CAL133 is a standard for public buildings or public assembly areas that have areas containing 10 or more pieces of seating. Most of our products can be modified to comply with CAL 133 requirements. Contact Customer Service for pricing and approved CAL133 products.








### **Custom Finishes**

Our standard wood and laminate finishes offer a wide variety, however we offer custom finishes to meet the design needs of our customers. Contact Customer Service to discuss our custom finish capabilities.

### **Additional information regarding CSM & COM Fabrics**

Fabrics are applied across the roll [warp horizontal or railroaded are other commonly used terms] unless otherwise specified. Upholstering furniture across the roll allows no seams on sofa backs, settee backs and other larger pieces. Fabric direction varies on samples from textile companies. We encourage you to contact the textile manufacturer for clarification to ensure your furniture gets upholstered how you intended.

Please note, additional yardage may be required based on fabric repeat, pattern, width of role and upholstery direction. Once fabric is selected, Customer Service can determine if additional yardage will be required.

wood finish - standard		wood finish - premium				
						
Oak	Natural Maple	Chestnut Maple	Cocoa Maple	Cinnamon Noche Maple	Driftwood Maple	Maduro Maple

**Color Disclaimer**  
Please order actual material samples for specifying purposes. Color accuracy is not guaranteed with these images.

As with all natural wood products there will be some variation or irregularities of color, texture, or surface grain. Contact your RT London representative or call customer service at 877.613.2012 with any questions or concerns.

laminate finish - standard



Oak Natural Maple

laminate finish - premium



Chestnut Maple Cocoa Maple Cinnamon Noche Maple Driftwood Maple Maduro Maple



Slate Linen

Color Disclaimer

Please order actual material samples for specifying purposes. Color accuracy is not guaranteed with these images.